

ARKANSAS STATE MEN'S BASKETBALL



2013-2014 REFERENCE GUIDE

AStateRedWolves.com

HEAD COACH JOHN BRADY

CAREER ACCOLADES

2012-13 SUN BELT CONFERENCE WEST DIVISION CHAMPIONS
2010-11 SUN BELT CONFERENCE WEST DIVISION CHAMPIONS
2006 NCAA FINAL FOUR APPEARANCE
6 POSTSEASON APPEARANCES, 4 NCAA TOURNAMENTS
2009-10 SUN BELT CONFERENCE COACH OF THE YEAR
2009-10 U.S. BASKETBALL WRITERS ASSOCIATION COACH OF THE YEAR
8 SUN BELT CONFERENCE ALL-ACADEMIC SELECTIONS
11 GRADUATES IN FOUR YEARS
6 ALL-SUN BELT CONFERENCE SELECTIONS
3 NBA DRAFT LOTTERY PICKS
2-TIME SEC COACH OF THE YEAR
23 WINS VS. NATIONALLY-RANKED OPPONENTS
2 WINS VS. NO. 1 TEAMS IN ASSOCIATED PRESS POLL
2 SEC CHAMPIONSHIPS
3 SEC WESTERN DIVISION CHAMPIONSHIPS
34 ACADEMIC ALL-SEC SELECTIONS
27 GRADUATES
1 SEC SCHOLAR-ATHLETE OF THE YEAR
4 SEC FRESHMAN OF THE YEAR SELECTIONS
3 SEC PLAYERS OF THE YEAR
17 ALL-SEC SELECTIONS
4 MCDONALD ALL-AMERICANS SIGNED AT LSU
9 PARADE ALL-AMERICANS SIGNED AT LSU
6 CONSECUTIVE WINNING SEASONS AT LSU
14 ALL-TAAC ACADEMIC SELECTIONS
8 ALL-TAAC SELECTIONS
LEFT SAMFORD AS THE SCHOOL'S ALL-TIME WINNINGEST COACH



ARKANSAS STATE
UNIVERSITY

2013-2014 MEN'S BASKETBALL

SCHEDULE

DATE	OPPONENT	LOCATION	TIME (CST)
Nov. 02	Henderson State (Exh.)	Jonesboro, Ark.	7:05 PM
Nov. 05	Arkansas-Monticello (Exh.)	Jonesboro, Ark.	7:05 PM
Nov. 11	Jackson State	Jackson, Miss.	7:30 PM
Nov. 13	Tennessee-Martin	Jonesboro, Ark.	7:05 PM
Nov. 16	Wyoming	Laramie, Wyo.	2:00 PM
Nov. 18	Colorado	Boulder, Colo.	8:00 PM
Nov. 24	Central Arkansas	Jonesboro, Ark.	2:05 PM
Nov. 30	Lamar	Beaumont, Texas	8:00 PM
Dec. 02	Niagara	Jonesboro, Ark.	7:05 PM
Dec. 14	Nebraska	Lincoln, Neb.	3:00 PM
Dec. 17	Toledo	Jonesboro, Ark.	7:05 PM
Dec. 21	Marshall	Huntington, W.Va.	6:00 PM
Dec. 30	Southern Arkansas	Jonesboro, Ark.	7:05 PM
Jan. 02	UT Arlington*	Arlington, Texas	7:30 PM
Jan. 04	Texas State*	San Marcos, Texas	4:30 PM
Jan. 09	Troy*	Jonesboro, Ark.	7:05 PM
Jan. 11	South Alabama*	Jonesboro, Ark.	7:00 PM
Jan. 16	Georgia State*	Atlanta, Ga.	6:00 PM
Jan. 18	Western Kentucky*	Bowling Green, Ky.	7:00 PM
Jan. 25	Arkansas-Little Rock*	Jonesboro, Ark.	7:05 PM
Jan. 30	Louisiana-Monroe*	Monroe, La.	7:00 PM
Feb. 01	Troy*	Troy, Ala.	7:30 PM
Feb. 04	Lyon	Jonesboro, Ark.	7:05 PM
Feb. 10	Western Kentucky*	Jonesboro, Ark.	7:05 PM
Feb. 13	South Alabama*	Mobile, Ala.	7:05 PM
Feb. 15	Louisiana-Lafayette*	Lafayette, La.	7:15 PM
Feb. 20	UT Arlington*	Jonesboro, Ark.	7:05 PM
Feb. 22	Texas State*	Jonesboro, Ark.	7:05 PM
Mar. 01	Arkansas-Little Rock*	Little Rock, Ark.	7:00 PM
Mar. 04	Georgia State*	Jonesboro, Ark.	7:05 PM
Mar. 06	Louisiana-Monroe*	Jonesboro, Ark.	7:05 PM
Mar. 08	Louisiana-Lafayette*	Jonesboro, Ark.	7:05 PM
Mar. 13-16	SBC Tournament#	New Orleans, La.	TBA

Home Games in White

* Sun Belt Conference Game

#Lakefront Arena



WINNING TRADITION

SUN BELT CONFERENCE WEST DIVISION CHAMPS 2010-11 & 2012-13



Arkansas-Little Rock
Arkansas State
Denver
Florida Atlantic
Florida International
Louisiana-Lafayette

Long Beach
Middle Tennessee
North Carolina
South Alabama
Troy
Western Kentucky

EAST
Florida Atlantic
Florida International
Middle Tennessee
South Alabama
Troy
Western Kentucky

ARKANSAS STATE UNIVERSITY

ARKANSAS STATE UNIVERSITY



ARKANSAS STATE



TABLE OF CONTENTS

INTRODUCTION

Table of Contents	1
Quick Facts	2
Media Information	3-4
Media Outlets	5

THE 2013-14 SEASON

Preview	6-8
Schedule	9
Roster (Numerical & Alphabetical)	10

A-STATE COACHES AND STAFF

Head Coach John Brady	11-18
Associate Head Coach Melvin Haralson	19
Assistant Coach Corey Barker	20
Assistant Coach Jeff Clapacs	21
Director of Operations Brodrick Johnson	22
Team Managers/Support Staff	23

A-STATE BASKETBALL STUDENT-ATHLETES

Radio and TV Roster	24
Returning Players	25-35
Newcomers	36-37

2012-13 IN REVIEW

2012-13 Final Stats	38-42
2012-13 Game Box Scores	43-50

OPPONENTS

Opponent Information	52-56
All-Time Series Results	57-59

HISTORY

All-Time A-State Top Players	60-61
Individual Season Records	62-63
Career Records	63-64
Individual Records	64-65
Season-By-Season Leaders	66-68
Team Records	69
Convocation Center Records	70-71
Year-By-Year Attendance	72-73
A-State Head Coaches	73
All-Time Results	74-84
All-Time Standings	85-88
Honors and Awards	89-91
All-Time Letterwinners	92-93

THIS IS A-STATE BASKETBALL

The Convocation Center	94-95
Locker Room/Film Room/Practice Facility	96-97
Strength and Conditioning	98
Community Involvement	99
Langford Sports Medicine Center	101
Game Day Experience	100
Commitment to Academics	102
This is Arkansas State Basketball	51 & 103
Sun Belt West Division Champions	114

SUN BELT CONFERENCE

The Sun Belt Conference	101-102
-------------------------	---------

A-STATE ADMINISTRATION

Athletics Facilities	106
Arkansas State University	107
Charles F. Luter Family Academic Success Center	108
A-State Administration	109
A-State Chancellor Dr. Tim Hudson	110
A-State Director of Athletics Terry Mohajir	111
Athletics Department Directory	112
A-State Athletics	113

CREDITS

The 2013-14 Arkansas State Men's Basketball Reference guide is a publication of the A-State Athletics Media Relations Office – Jerry Scott, Director; Joe Gorby and Chris Graddy, Assistant Directors; Dennen Cuthbertson, Graduate Assistant.

PHOTOGRAPHY

Nelson Chenault, Richard Bishop (Bishop Photography), Hannah Dolle, Justin Manning, David Stout, Rodney Freeman, David Minton, Jonesboro Sun, Tom Moore, Ralph Notaro, Ernie Rice, Dennis Hubbard, Jason Oleham, Sun Belt Conference, A-State Athletics Media Relations Office.

COVER DESIGN

A-State Creative Services - Muriel Aston.

ARKANSAS STATE UNIVERSITY MISSION STATEMENT

Arkansas State University educates leaders, enhances intellectual growth, and enriches lives.

2010-11 & 2012-13

SUN BELT CONFERENCE WEST DIVISION CHAMPIONS



FOLLOW US
Facebook
www.facebook.com/Red-Wolves.MBB
Twitter
 @RedWolvesHoops
 @JohnBrady_Coach



ARKANSAS STATE



ATHLETICS MEDIA RELATIONS

FACILITIES: Media facilities in the Convocation Center consist of an area at floor level on the east side of the court for reporters, broadcasters and photographers, as well as a television-film booth located high on the east side of the arena. There is also a Media Room located on the west side open to the press before, during and after games. Admittance to these areas is by special credential issued only by the A-State Athletics Media Relations Office.

CREDENTIALS: Credentials for home games are provided to those members of the media who are covering the game in a full working capacity. Requests with names should be submitted in writing on company letterhead. Passes will be mailed to valid applicants as long as time permits; otherwise, passes may be claimed at the Media Entrance on the east side of the arena. Spouses, dates, children and non-workers are NOT permitted in the media areas. Passes must be displayed at all times, and A-State reserves the right to revoke passes and privileges at any time due to misrepresentation or misconduct. Requests for road game credentials should be made to the SID of the host institution.

PARKING: A limited number of parking spaces are available to members of the media on a paved lot adjacent to the Media Entrance on the east side of the arena, Lot "A". Display a parking pass to the parking attendant for admittance. Parking is on a first-come, first-serve basis. All parking pass requests should be made to the Athletics Media Relations Office.

ENTRY: Media representatives with proper A-State issued credentials will be allowed to enter the building ONLY at the Media Entrance (ground level, green corner of the arena) on the east side of the Convocation Center. This is also the main entry to the athletics offices and is adjacent to the Media parking area.

GAME SERVICES: Notes, programs, media guides and statistics packets are provided to media personnel by the Sports Information Office. Phones are available in the Media Room as well as light refreshments.

PHOTOGRAPHERS: The arena lighting system is a combination of 1,000-watt and 1,500-watt metal halide lamps with a 150-footcandle level of illumination. Excellent results have been obtained with daylight film. Photographers are not allowed to shoot from in front of the team benches nor from the catwalk above the floor (for security, insurance and safety reason) Along the end lines, photographers must stay behind the broken line and clear of the free throw lane. Credentials

ATHLETICS MEDIA RELATIONS STAFF



Jerry Scott
Director
Office: (870) 972-3405
Cell: (870) 243-6021
jscott@astate.edu



Chris Graddy
Assistant Director
Office: (870) 972-2707
Cell: (870) 340-7836
cgraddy@astate.edu



Joe Gorby
Assistant Director
Office: (870) 972-3547
Cell: (870) 253-6643
jgorby@astate.edu



Dennen Cuthbertson
Graduate Assistant
Office: (870) 972-2428
Cell: (870) 820-0594
mark.cuthbertson@small.astate.edu

Primary Phone/FAX: (870) 972-2541/3367

Mailing Address:

P.O. Box 1000, State University, AR.
72467

Delivery Address:

217 Olympic Dr., Jonesboro, AR. 72401

are required to shoot from courtside. Certified photographers of newspapers, magazines, wire services and TV stations must request passes in writing. No credentials will be issued to freelance photographers.

INTERVIEWS: Head coach John Brady will be available for interviews in the media room after each game, following a brief team meeting. A-State student-athletes will also be available by request at this time. The locker room is **closed** to the media following games. To arrange for a student-athlete interview during the week, contact Joe Gorby, Assistant Athletics Media Relations Director at (870) 972-2541. All interviews must be approved by the head coach.

INJURY INFORMATION POLICY: A student-athlete's protected health information is protected by federal regulations under either the Health Information Portability and Accountability Act (HIPAA) or the Family Educational Rights and Privacy Act of 1974 (the Buckley Amendment) and may not be disclosed

ARKANSAS STATE



ATHLETICS MEDIA RELATIONS

without either the student-athlete's authorization under HIPAA or their consent under the Buckley Amendment. Authorized/consented injury information pertaining to a student-athlete shall be released to the media through the Athletics Media Relations Department after being authorized by the athletic trainer. It's also appropriate in post-game or weekly press conferences for head coaches to announce team injury updates. It's the policy of the Department of Athletics to provide accurate information on injuries and not withhold injury information from the media. Team physicians may be available to offer explanation on injuries if requested by the athletic trainer. Any sideline or locker room report made to the media shall be made by an athletic trainer, team physician, or a media relations staff representative.

FOR MORE INFORMATION: Contact **Joe Gorby**, Assistant Athletics Media Relations Director at (870) 972-3547 – Office or (870) 253-6643 – Cell. Written correspondence should be addressed to A-State Athletics Media Relations Office, P.O. Box 1000, State

University, AR. 72467. Overnight mail can be sent to A-State Athletics Media Relations Office, Convocation Center, 217 Olympic Drive, Jonesboro, AR. 72401.

RADIO: Radio broadcasts of Red Wolves men's basketball will be on the EAB Red Wolves Sports Network and will also be available over the Internet. **Matt Stolz** is the "Voice of the Red Wolves". The visiting team's "official radio station, as designated by the visitors' SID, will be permitted origination privileges. Two courtesy lines are provided at courtside. Any questions regarding broadcasts or the use of facilities should be directed to **Joe Gorby**, Assistant Athletics Media Relations Director.

WEB ACCESS: Schedules, rosters, statistics, student-athlete bios, news, etc. are available on the official A-State Athletics website at www.AStateRedWolves.com and then click on men's basketball.



DIRECTIONS TO THE CONVOCATION CENTER

From Memphis International Airport:

Start going toward the Airport Exit on Winchester Road. Bear right on Plough Boulevard for 1.4 miles. Take ramp onto I-240 West toward I-240 Little Rock/Downtown for 2.6 miles. Continue on I-55 North for 6.1 miles. Take the St. Louis/Little Rock exit on I-55 North and go 2.4 miles. Take exit 23B/Marked Tree/Jonesboro onto US-61 for 0.5 miles. Continue on US-63 North for 4.1 miles. Take ramp toward Caraway Road/Stadium Boulevard for 0.2 miles. Bear right on Stadium Boulevard and go 2.2 miles. Turn left on Aggie and then take a right on Olympic and the Convocation Center will be on the left. Parking is available to members of the media on a paved lot adjacent to the Media Entrance on the east side of the arena, Lot "A".

From Little Rock National Airport:

Leaving the airport on East Roosevelt Road go 0.3 miles and continue on Annie M. Bankhead Drive for another 0.4 miles. Turn left to take the ramp onto I-440 East toward TO I-40 for 11.3 miles. Take the Jacksonville exit onto US-167 North and go 48.4 miles. Continue on US 67 North for 25.3 miles. Take exit 90/Jonesboro and go 0.3 miles. Turn right on AR-14 and continue for 18.6 miles. Turn left on US 49 and go 22.6 miles. Take ramp onto US 49 North and go 2.7 miles until taking the Stadium Boulevard exit for 0.2 miles. Turn left on Stadium Boulevard and go 2.2 miles. Turn left on Aggie and then take a right on Olympic and the Convocation Center will be on the left. Parking is available for working media on the northwest grass lot of the stadium complex. Parking is available to members of the media on a paved lot adjacent to the Media Entrance on the east side of the arena, Lot "A".



**Sun Belt Conference West Division Champions
2010-11 & 2012-13**

ARKANSAS STATE





A-STATE'S MEDIA OUTLETS

PRINT MEDIA

Jonesboro Sun

P.O. Box 1249, Jonesboro, AR. 72403
870-935-5525 (Phone), 870-935-5823 (Fax)
sports@jonesborosun.com

Arkansas Democrat-Gazette

P.O. Box 2221, Little Rock, AR. 72203
501-378-3411 (Phone), 501-375-4521 (Fax)
sports@arkansasonline.com

Associated Press

10802 Executive Center Dr., Suite 100
Little Rock, AR. 72211
501-225-3668 (Phone), 501-225-3249 (Fax)

The Herald

P.O. Box 1930, State University, AR. 72467
870-972-3075 (Phone), 870-910-8042 (Fax)
herald@astate.edu

Memphis Commercial Appeal

495 Union Avenue, Memphis, TN. 38101
800-444-6397 (Phone), 901-529-2362 (Fax)
sports@gomemphis.com

Stephens Media Group

401 South Victory, Little Rock, AR. 72201
501-374-0699 (Office), 501-374-0860 (Fax)
hking@arkansasnews.com

Paragould Daily Press

P.O. Box 38, Paragould, AR. 72450
870-239-8562 (Phone), 870-239-8565 (Fax)
scoop@paragoulddailypress.com

Newport Daily Independent

2408 Hwy 367 North, Newport, AR. 72112
870-523-5855 (Phone), 870-523-6542 (Fax)
sports@newportindependent.com

SportingLifeArkansas.com

6834 Cantrell Road, STE 367 Little Rock, AR. 72207
888-825-2062 (Phone)

AStateNation.com

501-60-7335 (Phone)
jeff@arkst.com

TELEVISION

KAIT-TV (ABC)

P.O. Box 790, Jonesboro, AR. 72403
870-931-8888 (Phone), 870-933-8058 (Fax)
sports@kait8.com

ASU-TV

P.O. Box 2160, State University, AR. 72467
870-972-3070 (Phone), 870-972-3828 (Fax)
ccpillow@astate.edu

KARK-TV (NBC)

1401 West Capitol Ave., Suite 104
Little Rock, AR. 72201
501-340-4444 (Phone), 501-375-1961 (Fax)
sports@kark.com

KATV-TV (ABC)

401 South Main, Little Rock, AR. 72201
501-372-7777 (Phone), 501-324-7546 (Fax)
sports@katv.com

KTHV-TV (CBS)

8th & Izard, Little Rock, AR. 72203
501-244-4572 (Phone), 501-376-1645 (Fax)
sports@todaysthv.com

KLRT-TV (FOX)

10800 Colonel Glenn Road, Little Rock, AR. 72204
501-217-4257 (Phone), 501-227-0855 (Fax)
sports@fox16.com

WREG-TV (CBS)

803 Channel 3 Drive, Memphis, TN. 38104
901-527-9336 (Phone), 901-577-0198 (Fax)
glenn.carver@wreg.com

WMC-TV (NBC)

1960 Union Avenue, Memphis, TN. 38104
901-726-0416 (Phone), 901-278-7633 (Fax)
jgreer@wmcstations.com

WHBQ-TV (FOX)

485 S. Highland Street, Memphis, TN. 38111
901-320-1313 (Phone), 901-320-1366 (Fax)
matt.stark@foxtv.com

WPTY-TV (ABC)

2701 Union Extended, Memphis, TN. 38112
901-323-2430 (Phone), 901-452-1820 (Fax)
eyewitnessnews@abc24.com

RADIO

KASU (91.9 FM)

P.O. Box 2160, State University, AR. 72467
870-972-3070

EAST ARKANSAS BROADCASTERS

403 West Parker Road, Jonesboro, AR. 72401

KWHF (95.9 FM), 870-934-5009

KBTM (1230 AM & 101.3 FM), 870-935-5597

KFIN (107.9 FM), 870-932-1079

KIYS (101.7 FM), 870-935-5598

KNEA (970 AM & 95.3 FM), 870-932-8400

95.3 FM The Ticket, 870-930-3367

JONESBORO RADIO GROUP

314 Union, Jonesboro, AR. 72401

KDXY (104.9 FM), 870-933-8800

KEGI (100.5 FM), 870-934-5009

KDXY-HD3 (92.7 FM), 870-933-8800

KJBX (106.3 FM), 870-933-8800

KDXY-HD2 (107.5 FM), 870-933-8800

KKSP The Source (93.3 FM), 501-823-0933

400 Hardin Rd., Little Rock, AR. 72211

KDRS (1490 AM & 107.1 FM), 870-236-7267

400 Tower Drive, Paragould, AR. 72450

KPOC/KRLW (106.3 FM & 1320 AM), 870-886-6666

P.O. Box 508, Pochahontas, AR. 72455

KABZ (103.7 FM The Buzz), 870-886-6666

2400 Cottdale Lane, Little Rock, AR. 72202

ESPN Radio (730 AM), 901-522-1919

203 Beale Street, Suite 204, Memphis, TN. 38103

WHBQ (Sports 560 AM), 901-522-1919

6080 Mt. Moriah Ext., Memphis, TN. 38115

ARKANSAS STATE



2013-14 SEASON PREVIEW

2013-14 TEAM PREVIEW

ARKANSAS STATE

Excitement is in the air as the Arkansas State University men's basketball team is set to tipoff the 2013-14 season with expectations of winning a Sun Belt Conference (SBC) Championship title and making a post-season tournament.

A-State certainly possesses the talent, experience, and depth to accomplish those goals as the Red Wolves seek to build off last season's success, which featured 19 victories and a Sun Belt Conference West Division title.

"We have the experience, depth and what I've seen so the ability to score the ball," said A-State head coach **John Brady**, who enters his sixth year at A-State. "If we can continue to play like we did in the past - making defending and rebounding a priority then we have the opportunity to be a good basketball team.

"I think we're going to be a fun team to watch. We have great support from our fans, who are passionate about Arkansas State basketball and we certainly are wanting to give them a lot of things to cheer about," added Brady.

"We have more depth than we've had with all my Arkansas State teams," said Brady, the 2009-10 SBC Coach of the Year. "We can play 10 if need be and having solid depth is always a good thing."

While depth is one of A-State's many team strengths, there remains areas to improve upon.

"My concerns are how we defend particularly around the post and rebounding the ball," said Brady. "If we do those things well consistently then our chances to win a lot are enhanced."

Regardless of what lineup Brady puts on the floor at any given time, one can expect A-State basketball will be played with intensity, passion and heart at all times.

"We want to do more and be better today than we were yesterday," Brady said. "We have the players in place and we will see how the season unfolds."

POSITION-BY-POSITION OUTLOOK

➤ Point Guards

Rakeem Dickerson	Jr.	6-0	178
Cameron Golden	So.	6-0	157

Experience at the point should be a definite plus this season for A-State as the Red Wolves have two individuals capable of distributing and scoring the ball equally. Sophomore **Cameron**

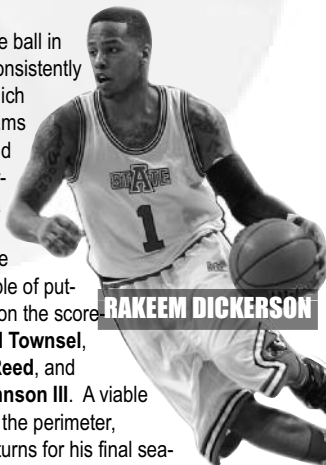
Golden and **Rakeem Dickerson**, a junior, both received extensive time this past season as the pair appeared in all 31 A-State contests. Golden, who logged 20.1 minutes a game last season and started 20 contests, scored at a team fourth-highest 7.4 points per game clip and canned 44 three-point field goals. Golden, who was the runner-up for Tennessee's 2011-12 Mr. Basketball Award, dished out a squad second-most 65 assists and had 31 steals. Dickerson also turned in a productive season in 2012-13, leading the Red Wolves in assists with 67 total while scoring an average of 4.9 points an outing. He averaged 20.8 minutes a game and started in 11 encounters last season. Dickerson accumulated a team third-most 40 steals and ended up being one of A-State's top free throw shooters with a 71.4 percent (65-91) success rate at the charity stripe. The two have a solid grasp of the offense and are reasons why the Red Wolves have the conference's second-best rated backcourt according to *Blue Ribbon College Basketball*.

➤ Guards

Ed Townsel	Sr.	6-0	171
Brandon Reed	Sr.	6-4	182
Melvin Johnson III	Sr.	6-6	168
Sean Gardner	Jr.	6-5	174
Jammar Sturdivant	Fr.	6-0	187
Josh Pierre	So.	6-0	184

Putting the ball in the hoop consistently is a trait which winning teams possess and A-State certainly has a trio of seniors who are quite capable of putting points on the scoreboard in **Ed Townsel**,

Brandon Reed, and **Melvin Johnson III**. A viable threat from the perimeter, Townsel returns for his final season after leading the Red Wolves in scoring at 13.1 points per game and accumulating a team-high 407 points. A starter in 17 of 31 outings last season, Townsel was A-State's top shooter from



RAKEEM DICKERSON



2013-14 SEASON PREVIEW

ARKANSAS STATE

three-point field goal territory with a squad-most 66 triples and generated a team second-best 33.7 percent efficiency rating (66-196). Townsel, a 2013-14 SBC Preseason Third-Team pick, was able to post double-figure points in a game a team-best 20 times, which included five contests with at least 20 points. He also was A-State's leader this past season in both field goals made (135) and steals (49). The Red Wolves' sharpshooter has etched his name into the program's annals by ranking sixth all-time in career steals (134) and eighth in three-point field goals made (133). Nationally, Townsel's numbers were 161st best in three-point field goals made and 172nd in steals.

A new but familiar face to Arkansas State fans will be donning the scarlet and black this season as **Brandon Reed** is coming back to A-State for his final collegiate season. Reed, who played the last two seasons (2011-12 and 2012-13) at Georgia Tech, earned 2009-10 Sun Belt Conference Freshman of the Year and second-team all-conference honors in his lone season with the Red Wolves.

Reed was named to the National Association of Basketball Coaches All-District 24 Second Team and the United States Basketball Writers of America All-District Teams for the 2009-10 campaign as a result of averaging 15.1 points per game and scoring an A-State freshman mark of 469 points, which also was a Red Wolves' team high for the season. Reed, who has been selected by *Lindy's Sports* as the Sun Belt Conference's Newcomer of the Year, a SBC Preseason Second-Team selection, and a preseason all-league performer by *Blue Ribbon College Basketball* for 2013-14, started 43 of 61 games played in at Georgia Tech where he compiled career per game averages of 6.4 points and 2.9 rebounds.

Melvin Johnson III, a transfer from Texas-San Antonio, is yet another bonafide scorer who poses matchup problems for the opposition due to his 6-6 frame. Johnson, who sat out last season be-

cause of the NCAA Division I Transfer policy, has a proven track record for offensive productivity. At UTSA, Johnson III finished just three shy of setting the school's all-time mark in three-point field goals with 194 career treys and placed second among the squad's top points producers with a 13.0 points per game scoring average. As a result of his productivity, Johnson III achieved All-Southland Conference Third-Team accolades in 2011-12 after attaining 2010-11 honorable mention all-conference kudos. He started out his collegiate career by being tabbed as the 2009-10 Southland Conference's Freshman of the Year.

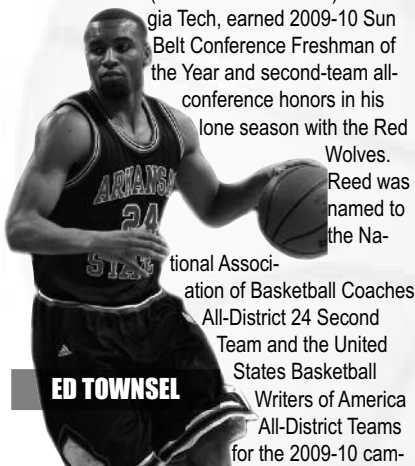
Another newcomer to the A-State ranks is **Sean Gardner**, who played the last two seasons in the junior college ranks at Motlow JC. A junior, Gardner netted 10.7 points, 3.6 rebounds, and 3.0 assists per game for the 2012-13 campaign. Gardner along with talented freshman **Jammar "Mookie" Sturdivant**, a two-time (2011-12 and 2012-13) all-state honoree in Arkansas, provide quality depth to the Red Wolves' backcourt.

Sturdivant helped lead his prep team to a pair of state championship titles and was recognized as the 2012 state tournament's Most Valuable Player after turning in a game-high 22-point, 10-rebound effort in the championship game. In his senior year, Sturdivant recorded per game averages of 18.0 points, 5.0 rebounds, 5.0 assists, and 2.0 steals an outing. **Josh Pierre**, a former walk-on, is back for his sophomore season and averaged 1.5 points a contest as a reserve in his four appearances last season.

► Forwards

Kendrick Washington	Sr.	6-7	256
Kirk Van Slyke	Sr.	6-10	228
Raeford Worsham	So.	6-5	190
Kelvin Downs	So.	6-9	221
Seth Kisler	RJr.	6-8	208

In the frontcourt, Arkansas State will feature an experienced and talented group. A primary concern is filling the void created with the graduation of Brandon Peterson, who led A-State in rebounding (9.7 rpg.) and blocked shots (40) while finishing second in scoring (10.5 ppg.) a season ago. **Kendrick Washington**, a starter in 19 of 27 contests last season, returns for his senior year after averaging 6.8 points and a team third-most 4.6 rebounds a contest in his first and only season with the Red Wolves.



ED TOWNSEL



2013-14 SEASON PREVIEW

Washington didn't play in the 2011-12 campaign as a result of the transfer rule after spending his initial two seasons (2009-10 and 2010-11) at the University of Houston. Washington, who shed almost 20 pounds in the offseason, grabbed a team-leading 62 rebounds on the offensive end last season, one more than his output on the defensive glass. A familiar face of Washington's will be joining him this season in senior **Kirk Van Slyke**. Van Slyke, a teammate of Washington's at Houston for two seasons, averaged 5.2 points and 2.2 boards per game during his three-year UH career.

A pair of sophomores, **Raeford "Gator" Worsham** and **Kelvin Downs** demonstrated the ability to be contributors at both ends of the court in 29 games apiece last season and subsequently should have bigger roles this campaign. Worsham, a versatile athlete tallied a squad seventh-best 6.4 points to go along with 3.1 rebounds an outing last season while Downs chipped in 3.3

points and hauled down 1.9 boards an outing. The pair were also efficient shooters from the floor as Worsham connected on 50.7 percent (68-134) and Downs made good on 52.0 percent (39-75) of his shot attempts.

Seth Kisler came into the A-State program a season ago with solid numbers in the junior college ranks, but received playing time in just one game due to injury.



KENDRICK WASHINGTON

What's Returning For A-State in 2013-14 Season

Games Started	49.0% (76 of 155)
Minutes Played	58.1% (3,702 of 6,375)
Field Goals	60.0% (423 of 705)
Three-Point Field Goals	62.4% (123 of 197)
Free Throws	56.3% (293 of 520)
Rebounds	49.7% (515 of 1,037)
Assists	64.2% (208 of 324)
Steals	65.6% (168 of 256)
Blocks	45.3% (43 of 95)
Points	59.3% (1,263 of 2,127)

Points per game	Ed Townsel (13.1)
Field Goals	Ed Townsel (135)
Field Goal pct.	Kelvin Downs (.520)
Three-point Field Goals	Ed Townsel (66)
Three-point FG pct.	Ed Townsel (.337)
Free Throws	Ed Townsel (71)
Free-throw pct.	Ed Townsel (.755)
Rebounds per game	Kendrick Washington (4.6)
Assists per game	Rakeem Dickerson (2.2)
Steals per game	Ed Townsel (1.6)
Blocks per game	Kendrick Washington (0.6)

ARKANSAS STATE



**Sun Belt Conference West Division Champions
2010-11 & 2012-13**





2013-14 SCHEDULE

<u>DATE</u>	<u>DAY</u>	<u>OPPONENT</u>	<u>LOCATION</u>	<u>TIME</u>
Nov. 2	Sat.	Henderson State (<i>Exhibition</i>)	Jonesboro, Ark.	7:05 p.m.
Nov. 5	Tue.	Arkansas-Monticello (<i>Exhibition</i>)	Jonesboro, Ark.	7:05 p.m.
Nov. 11	Mon.	at Jackson State	Jackson, Miss.	7:30 p.m.
Nov. 13	Wed.	Tennessee-Martin	Jonesboro, Ark.	7:05 p.m.
Nov. 16	Sat.	at Wyoming	Laramie, Wyo.	2 p.m.
Nov. 18	Mon.	at Colorado	Boulder, Colo. (PAC-12 Network)	8 p.m.
Nov. 24	Sun.	Central Arkansas	Jonesboro, Ark.	2:05 p.m.
Nov. 30	Sat.	at Lamar	Beaumont, Texas	6 p.m.
Dec. 2	Mon.	Niagara	Jonesboro, Ark.	7:05 p.m.
Dec. 14	Sat.	at Nebraska	Lincoln, Neb. (Big Ten Network)	3 p.m.
Dec. 17	Tue.	Toledo	Jonesboro, Ark.	7:05 p.m.
Dec. 21	Sat.	at Marshall	Huntington, W.Va.	6 p.m.
Dec. 30	Mon.	Southern Arkansas	Jonesboro, Ark.	7:05 p.m.
Jan. 2	Thur.	at UT Arlington*	Arlington, Texas	7:30 p.m.
Jan. 4	Sat.	at Texas State*	San Marcos, Texas	4:30 p.m.
Jan. 9	Thur.	Troy*	Jonesboro, Ark.	7:05 p.m.
Jan. 11	Sat.	South Alabama*	Jonesboro, Ark. (Sun Belt Network)	7 p.m.
Jan. 16	Thur.	at Georgia State*	Atlanta, Ga.	6 p.m.
Jan. 18	Sat.	at Western Kentucky*	Bowling Green, Ky. (ESPN3)	7 p.m.
Jan. 25	Sat.	UALR*	Jonesboro, Ark. (ESPN or ESPN2)	7:05 p.m.
Jan. 30	Thur.	at ULM*	Monroe, La.	7 p.m.
Feb. 1	Sat.	at Troy*	Troy, Ala.	7:30 p.m.
Feb. 4	Tue.	Lyon	Jonesboro, Ark.	7:05 p.m.
Feb. 10	Mon.	Western Kentucky*	Jonesboro, Ark. (ESPN3)	7:05 p.m.
Feb. 13	Thur.	at South Alabama*	Mobile, Ala.	7:05 p.m.
Feb. 15	Sat.	at Louisiana-Lafayette*	Lafayette, La. (ESPN or ESPN2)	7:15 p.m.
Feb. 20	Thur.	UT Arlington*	Jonesboro, Ark.	7:05 p.m.
Feb. 22	Sat.	Texas State*	Jonesboro, Ark.	7:05 p.m.
Mar. 1	Sat.	at UALR*	Little Rock, Ark.	7 p.m.
Mar. 4	Tue.	Georgia State*	Jonesboro, Ark.	7:05 p.m.
Mar. 6	Thur.	ULM*	Jonesboro, Ark.	7:05 p.m.
Mar. 8	Sat.	Louisiana-Lafayette*	Jonesboro, Ark.	7:05 p.m.
Mar. 13-16	Thur.- Sun.	at Sun Belt Conference Tournament♦	New Orleans, La.	TBA

* Sun Belt Conference game • All start times are Central (CT) • Home Games in **bold**

♦-Lakefront Arena



ARKANSAS STATE

Sun Belt Conference West Division Champions
2010-11 & 2012-13



2013-14 ROSTERS

ARKANSAS STATE

NUMERICAL ROSTER

No.	NAME	Ht.	Wt.	Yr.	Pos.	EXP.	HOMETOWN/LAST SCHOOL
0	Cameron Golden	6-0	157	So.	G	1L	Memphis, Tenn./Ridgeway
1	Rakeem Dickerson	6-0	178	Jr.	G	2L	Little Rock, Ark./Brehm Prep
3	Brandon Reed	6-4	182	Sr.	G	1L	Powder Springs, Ga./Georgia Tech
4	Josh Pierre	6-0	184	So.	G	1L	Baton Rouge, La./Stillwater, Okla.
5	P.J. Hardwick★	5-10	162	So.	G	TR	Miami, Fla./North Texas
12	Sean Gardner	6-5	174	Jr.	G	TR	Collierville, Tenn./Motlow JC
14	Kelvin Downs	6-9	221	So.	F	1L	Arlington, Texas/Juan Seguin
20	Kirk Van Slyke	6-10	228	Sr.	F	TR	The Woodlands, Texas/U. Houston
23	Jammar Sturdivant	6-0	187	Fr.	G	HS	Tyrone, Ark./East Poinsett County
24	Ed Townsel	6-0	171	Sr.	G	3L	Starkville, Miss./Starkville
31	Melvin Johnson III	6-6	168	Sr.	G	TR	Dallas, Texas/U. Texas-San Antonio
34	Seth Kisler	6-8	208	RJr.	F	RS	Fort Wayne, Ind./Paris JC
35	Raeford Worsham	6-5	190	So.	F	1L	Waynesboro, Miss./Wayne County
40	Kendrick Washington	6-7	256	Sr.	F	L	Shreveport, La./U. Houston

★-Ineligible for 2013-14 season due to NCAA DI Transfer Rule

ALPHABETICAL ROSTER

No.	NAME	Ht.	Wt.	Yr.	Pos.	EXP.	HOMETOWN/LAST SCHOOL
1	Rakeem Dickerson	6-0	178	Jr.	G	2L	Little Rock, Ark./Brehm Prep
14	Kelvin Downs	6-9	221	So.	F	1L	Arlington, Texas/Juan Seguin
12	Sean Gardner	6-5	174	Jr.	G	TR	Collierville, Tenn./Motlow JC
0	Cameron Golden	6-0	157	So.	G	1L	Memphis, Tenn./Ridgeway
5	P.J. Hardwick★	5-10	162	So.	G	TR	Miami, Fla./North Texas
31	Melvin Johnson III	6-6	168	Sr.	G	TR	Dallas, Texas/U. Texas-San Antonio
34	Seth Kisler	6-8	208	RJr.	F	RS	Fort Wayne, Ind./Paris JC
4	Josh Pierre	6-0	184	So.	G	1L	Baton Rouge, La./Stillwater, Okla.
3	Brandon Reed	6-4	182	Sr.	G	1L	Powder Springs, Ga./Georgia Tech
23	Jammar Sturdivant	6-0	187	Fr.	G	HS	Tyrone, Ark./East Poinsett County
24	Ed Townsel	6-0	171	Sr.	G	3L	Starkville, Miss./Starkville
20	Kirk Van Slyke	6-10	228	Sr.	F	TR	The Woodlands, Texas/U. Houston
40	Kendrick Washington	6-7	256	Sr.	F	1L	Shreveport, La./U. Houston
35	Raeford Worsham	6-5	190	So.	F	1L	Waynesboro, Miss./Wayne County

★-Ineligible for 2013-14 season due to NCAA DI Transfer Rule

PRONUNCIATION GUIDE

Ed Townsel – Town-zull

Raeford Worsham – War-Shum

GUARDS [9]

- Rakeem Dickerson
- Sean Gardner
- Cameron Golden
- P.J. Hardwick
- Melvin Johnson III
- Josh Pierre
- Brandon Reed
- Jammar Sturdivant
- Ed Townsel

FORWARDS [5]

- Kelvin Downs
- Seth Kisler
- Kirk Van Slyke
- Kendrick Washington
- Raeford Worsham

BY HEIGHT

- Kirk Van Slyke – 6'10"
- Kelvin Downs – 6'9"
- Seth Kisler – 6'8"
- Kendrick Washington – 6'7"
- Melvin Johnson III – 6'6"
- Raeford Worsham – 6'5"
- Sean Gardner – 6'5"
- Brandon Reed – 6'4"
- Ed Townsel – 6'0"
- Rakeem Dickerson – 6'0"
- Cameron Golden – 6'0"
- Josh Pierre – 6'0"
- Jammar Sturdivant – 6'0"
- P.J. Hardwick – 5'10"





HEAD COACH JOHN BRADY

A proven winner in the collegiate coaching ranks, John Brady's vision of taking the Arkansas State men's basketball



program to the highest competitive level nationally has made the two entities a perfect match.

Brady has certainly become accustomed to success throughout his distinguished coaching career

as evidenced by a Final Four appearance and 361 career victories to his credit.

The 2012-13 season illustrated Brady's success as the Red Wolves posted a 19-12 overall record and claimed their second Sun Belt Conference (SBC) West Division Championship title in the last three seasons. A-State's 19 victories represented the program's most single-season wins since the 1997-98 campaign.

A new era in A-State men's basketball history started March 19, 2008, when Brady was announced as the Red Wolves' 15th head coach in the program's history. For Brady, the appointment was one he relishes.

"I am excited about the opportunity to lead the Arkansas State men's basketball program to a position I feel like it deserves in the Sun Belt Conference," said Brady. "Our goal is not only to play for conference championships, but to advance to the NCAA Tournament. This has always been considered a great basketball community and region that will support this basketball program in a big way. Not only is it our goal to win championships, but to lead the Sun Belt Conference in attendance because of the great fans this university has. We are excited about it and look forward to the opportunities that are ahead."

Brady wasted little time making a positive impact on the A-State program as in his initial three years at the helm, he turned the Red Wolves into a success story on the court by capturing a share

of the Sun Belt Conference's Western Division Championship title in 2010-11 along with compiling double-digit SBC wins back-to-back for the first time in nearly 20 years and going undefeated at home with a 13-0 record.

During his first season (2008-09) at A-State, Brady helped lead the Red Wolves to one of the best starts in the program's history and achieved a number 22 ranking in *Collegeinsider.com's* Mid-Major Top 25 poll. Moreover, A-State greatly improved upon its defending and rebounding numbers as the Red Wolves finished near the top of the conference in several statistical categories.

Brady would take the Red Wolves a step further in his second season (2009-10), improving their record to 17-14 while making a Sun Belt Conference Tournament Semifinal appearance and finishing second in the SBC's West Division. For his efforts, Brady was selected as both the Sun Belt Conference and the District VII Coach of the Year by the United States Basketball Writers Association (USBWA). A-State would claim top league honors in three-point field-goal defense, rebounding offense, and defensive rebounding for the 2009-10 campaign.

A-State would conclude 2009-10 sporting an 11-7 SBC record, which signified its best conference mark since the 2006-07 campaign when the Red Wolves achieved an identical league ledger. A-State's 11 wins represented the seventh time in which the Red Wolves compiled a double-digit league victories total since joining the Sun Belt Conference. A-State would then duplicate its SBC wins in the 2010-11 season by finishing with an 11-5 conference record.



ARKANSAS STATE

**Sun Belt Conference West Division Champions
2010-11 & 2012-13**



HEAD COACH JOHN BRADY

Prior to Arkansas State, Brady spent 10-plus seasons serving as head coach at Louisiana State University (LSU). During his career at LSU, Brady guided the Tigers to six postseason berths, two Southeastern Conference (SEC) Championship crowns and three SEC Western Division titles. With his success, Brady was tabbed as the SEC Coach Coach of the Year twice (1999-00 and 2005-06).

Brady's 16-year tenure as a head coach at LSU and at Samford in Birmingham, Alabama, has been decorated with numerous achievements. He has coached a combined 25 All-Trans America Athletic Conference (TAAC) and Southeastern Conference (SEC) selections, 48 academic all-conference choices, posted 11 winning seasons and collected five division championships. Brady piled up the third most wins in LSU men's basketball history with 192 total and departed Samford following the 1996-97 season as the Bulldog's all-time leader in coaching victories (89).

At LSU, Brady quickly turned around a men's basketball program which had suffered four consecutive losing seasons prior to his arrival. All Brady did was lead the Tigers to a 28-6 overall record, a SEC Championship, and a NCAA Sweet 16 appearance in his third season (1999-00). Under Brady's direction, the Tigers would go onto register six consecutive winning seasons from 2001-02 to 2006-07 while making three trips to the NCAA Tournament and two National Invitational Tournament (NIT) appearances. The 2005-06 campaign saw LSU post a 27-9 overall record and advance to the Final Four for the first time in 20 years.

Not only did Brady coach LSU to 23 wins versus ranked opponents, but he also led the Tigers to victories over two nationally number-one ranked teams in the *Associated Press* Poll (Arizona in 2002-03 and Duke in 2005-06). Brady orchestrated a 19-game home winning streak over SEC opponents, which marked the third-longest stretch in LSU history.

While at LSU, Brady coached two NBA Lottery picks and six NBA players. The Tigers excelled in recruiting under Brady by signing nine Parade All-Americans and four McDonald All-

Americans. Brady also coached three SEC Players of the Year, four players named SEC Freshman of the Year, one SEC Scholar-Athlete of the Year, and 17 All-SEC selections.

Prior to taking over the LSU reigns, Brady served as Samford's head coach from 1991-92 through 1996-97. He quickly turned around a Samford program, which was coming off six straight losing seasons, by guiding the Bulldogs to a 17-10 overall record in just his second season. Brady went on to lead Samford to three consecutive winning seasons (1995-97) for the first time since 1982-84, culminating in a 19-9 overall record and division crown in 1997. SU placed first in the TAAC's West Division in each of Brady's final two seasons for the first time in program history.

Brady's four winning seasons at Samford represented the first for any coach at the school. He directed SU to an 89-77 record after the Bulldogs went 27-83 the four seasons prior to his initial year. Brady coached eight All-TAAC and 14 Academic All-TAAC student-athletes over his six seasons at Samford.

A native of McComb, Miss., Brady earned his bachelor's degree from Belhaven College in 1976. A three-year starter at BC, he scored over 1,000 career points. Brady, a two-time All-Southern States Conference selection, was inducted into his alma mater's Hall of Fame.





HEAD COACH JOHN BRADY

Brady began his coaching career as a graduate assistant at Mississippi State University where he earned his master's degree in 1977. Brady accepted his first head coaching position at Louisiana's Crowley High School in 1977 and led the boy's basketball program to a 129-49 (.725) overall record in five seasons. He was honored as the 1981 Louisiana Sports Writers Association Class 3-A Coach of the Year.

Brady returned to the college coaching ranks in 1982 as an assistant coach at Mississippi State. He spent eight years (1982-90) with the

Bulldogs, the first four seasons under coach Bob Hoyt and the proceeding four as a chief recruiter for coach Richard Williams. Following his tenure at MSU, Brady served as an assistant coach at the University of New Orleans and played an integral role in leading UNO to the NCAA Tournament during his lone season (1990-91) with the Privateers.



ARKANSAS STATE



Head Coach JOHN BRADY



CAREER ACCOLADES



2009-10
Sun Belt Conference
Coach of the Year



- 2010-11 & 2012-13 Sun Belt Conference West Division Champions
- 2006 NCAA Final Four Appearance
- 6 Postseason Appearances, 4 NCAA Tournaments
- 2009-10 Sun Belt Conference Coach of the Year
- 2009-10 U.S. Basketball Writers Association Coach of the Year
- 8 Sun Belt Conference All-Academic Selections
- 11 Graduates in Four Years
- 6 All-Sun Belt Conference Selections
- 3 NBA Draft Lottery Picks
- 2-Time SEC Coach of the Year
- 23 Wins vs. Ranked Opponents
- 2 Wins vs. No. 1 Teams in AP Poll
- 2 SEC Championships
- 3 SEC Western Division Championships
- 34 Academic All-SEC Selections
- 27 Graduates
- 1 SEC Scholar-Athlete of the Year
- 4 SEC Freshman of the Year Selections
- 3 SEC Player of the Year Honorees
- 17 All-SEC Team Picks
- 4 McDonald All-Americans signed at LSU
- 9 Parade All-Americans signed at LSU
- 6 Consecutive Winning Seasons at LSU
- 14 All-TAAC Academic Team Members
- 8 All-TAAC Selections

Left Samford as school's all-time winningest coach

Sun Belt Conference West Division Champions
2010-11 & 2012-13



HEAD COACH JOHN BRADY

THE BRADY FILE

Arkansas State: Named A-State's 15th head men's basketball coach on March 19, 2008

Birth Date: September 17, 1954

Age: 59

Hometown: McComb, Miss.

Wife: Misty

Children: Brittany (23), Brooke (19)

High School: McComb High School (McComb, Miss.)

College: BS, Belhaven College, 1976; M. Ed., Mississippi State University, 1977

Playing Experience: McComb High School; Bellhaven College (Jackson, Miss.) - Three-year starter . . . Scored over 1,000 career points . . . Coach Charlie Rugg . . . Two-time All-Southern States Conference . . . Inducted fall 1997 into school's athletics hall of fame.

Coaching Experience:

1976-77: Graduate Assistant Coach, Mississippi State University

1977-82: Head Coach, Crowley High School, Crowley, La. . . . 129-49 (.725) record in five seasons . . . 1981 Louisiana Sports Writers Association Class 3-A Coach of the Year.

1982-90: Assistant Coach, Mississippi State University . . . First four years under coach Bob Boyd . . . Last four years as a chief recruiter for coach Richard Williams.

1990-91: Assistant Coach, University of New Orleans . . . Helped lead the Privateers to the NCAA Tournament.

1991-97: Head Coach, Samford University . . . Posted an 89-77 record in six years . . . Left Samford as winningest coach in school history . . . Team won TAAC West Division in 1996 and 1997.

1997-08: Head Coach, Louisiana State University . . . 2006 Final Four . . . Six postseason appearances, Four NCAA Tournaments . . . Two NBA Lottery picks, six current NBA players . . . Two-time SEC Coach of the Year . . . 23 wins versus ranked opponents . . . Two wins vs. No. 1 teams in the AP Poll . . . Two SEC championships . . . Three SEC Western Division championships . . . 34 Academic All-SEC selections . . . 20 graduates . . . One SEC Scholar-Athlete of the Year . . . Four players named SEC Freshman of the Year . . . Three SEC Players of the Year . . . 17 All-SEC selections . . . Four McDonald All-Americans signed . . . Nine Parade All-Americans signed . . . Six consecutive winning seasons (third longest in school history) . . . 19 consecutive SEC home wins (2004-07, third longest in school history) . . . Third winningest coach in LSU history . . . 23rd winningest coach in SEC history.

2008-present: Head Coach, Arkansas State University . . . 2009-10 Sun Belt Conference Coach of the Year . . . USBWA District VII Coach of the Year . . . Two Sun Belt Conference West Division Champions (2010-11 & 2012-13) . . . 11 graduates . . . Eight Sun Belt Conference All-Academic Team picks . . . Six All-Sun Belt Conference Selections.

ARKANSAS STATE



**Sun Belt Conference West Division Champions
2010-11 & 2012-13**





HEAD COACH JOHN BRADY

BRADY'S HEAD COACHING RECORD

SAMFORD

Year	Overall			Conference			Finish
	W	L	Pct.	W	L	Pct.	
1991-92	11	18	.379	7	7	.500	3rd Tie
1992-93	17	10	.630	7	5	.583	2nd Tie
1993-94	10	18	.357	4	12	.250	8th
1994-95	16	11	.592	11	5	.687	2nd
1995-96	16	11	.592	11	5	.687	1st-West Division
1996-97	19	9	.678	11	5	.687	1st-West Division
TOTALS	89	77	.536	51	39	.567	

LSU

Year	Overall			Conference			Finish
	W	L	Pct.	W	L	Pct.	
1997-98	9	18	.333	2	14	.125	6th-West Division
1998-99	12	15	.444	4	12	.250	6th-West Division
1999-00	28	6	.823	12	4	.750	1st-West; 1st SEC; NCAA Sweet 16
2000-01	13	16	.448	2	14	.125	6th-West Division
2001-02	19	15	.559	6	10	.375	4th-West Division; 2nd Round NIT
2002-03	21	11	.656	8	8	.500	2nd-West Division; NCAA
2003-04	18	11	.621	8	8	.500	2nd-West Division; NIT
2004-05	20	10	.667	12	4	.750	1st Tie-West Division; NCAA
2005-06	27	9	.750	14	2	.875	1st-West; 1st SEC; NCAA Final Four
2006-07	17	15	.531	5	11	.312	6th West Division
2007-08	8	13	.381	1	6	.143	
TOTALS	192	139	.580	74	93	.443	

ARKANSAS STATE

Year	Overall			Conference			Finish
	W	L	Pct.	W	L	Pct.	
2008-09	13	17	.434	5	13	.278	7th-West Division
2009-10	17	14	.548	11	7	.611	2nd-West Division
2010-11	17	15	.531	11	5	.643	West Division Champion
2011-12	14	20	.412	6	10	.375	5th-West Division
2012-13	19	12	.613	12	8	.600	West Division Champion
TOTALS	80	78	.506	45	43	.511	
CAREER	361	294	.551	170	175	.493	



ARKANSAS STATE

Sun Belt Conference West Division Champions
2010-11 & 2012-13



HEAD COACH JOHN BRADY

COACH BRADY VS. ALL OPPONENTS

ARKANSAS STATE

Air Force.....	1-0	Houston.....	4-4	Robert Morris	1-0
Alabama.....	8-13	Howard.....	2-0	Rice	0-1
Alabama State.....	2-1	Indiana State	1-1	St. Bonaventure	2-0
Alcorn State.....	1-0	Iona.....	1-0	Saint Louis	0-2
Arizona.....	2-2	Iowa.....	1-0	Samford.....	1-0
Arizona State.....	0-1	Iowa State.....	0-1	Sam Houston State.....	1-0
Arkansas.....	12-12	Jackson State.....	0-0	Savannah State.....	1-1
Arkansas-Little Rock (UALR) ..	5-7	Jacksonville State	2-0	Seattle.....	1-1
Arkansas-Monticello.....	2-0	Kentucky.....	2-9	Shorter.....	1-0
Arkansas State.....	0-1	Kent State.....	0-2	South Alabama.....	5-3
Auburn.....	13-10	Lamar.....	2-3	South Carolina.....	6-5
Austin Peay.....	3-3	Louisiana-Lafayette.....	7-6	Southeastern Louisiana.....	9-5
Ball State.....	1-1	Louisiana-Monroe (ULM)	11-1	Southeast Missouri State (SEMO).....	7-0
Baptist Christian.....	1-0	LSU.....	1-0	Southern Arkansas.....	0-0
Baylor.....	0-1	Louisiana Tech.....	1-0	Southern-Baton Rouge.....	5-0
Belhaven.....	3-0	Louisville.....	0-1	Southern Mississippi.....	1-1
Belmont.....	1-1	Loyola-New Orleans.....	1-0	Southern-New Orleans.....	1-0
Berry College.....	1-0	Lyon College.....	3-0	Stetson.....	6-7
Bethel.....	1-0	MacMurray College.....	1-0	Tennessee.....	4-8
Brewton-Parker.....	1-0	Marshall.....	0-0	Tennessee-Chattanooga.....	0-1
UCLA.....	0-1	Memphis.....	0-2	Tennessee-Martin.....	6-1
Cal State-Northridge.....	1-0	Mercer.....	9-4	Tennessee-Temple.....	1-0
Campbell.....	4-1	McNeese State.....	9-0	Texas.....	3-2
Centenary.....	14-3	Miami (Fla.).....	0-1	Texas A&M.....	2-2
Central Arkansas.....	2-0	Middle Tennessee.....	4-4	Texas A&M-Corpus Christi.....	1-0
Central Baptist.....	3-0	Mississippi.....	11-14	Texas-Pan American.....	1-2
Central Florida.....	6-1	Mississippi State.....	9-15	Texas Southern.....	1-1
Chaminade.....	1-0	Mississippi Valley State.....	3-0	Texas State.....	0-1
Cincinnati.....	0-1	Missouri State.....	0-5	Toledo.....	0-0
The Citadel.....	1-1	Murray State.....	1-2	Towson.....	1-0
College of Charleston.....	0-6	Nebraska.....	0-0	Troy.....	6-3
Colorado.....	0-0	New Orleans.....	8-2	Tulane.....	5-1
Connecticut.....	1-1	Niagara.....	0-0	UAB.....	1-1
Dartmouth.....	0-1	Nicholls State.....	9-0	Utah.....	1-1
Davidson.....	0-2	North Carolina A&T.....	1-0	UT Arlington.....	0-0
Dayton.....	0-1	North Carolina Asheville.....	1-1	UTEP.....	0-1
Delaware State.....	1-0	North Carolina Greensboro.....	2-0	Vanderbilt.....	6-8
Denver.....	3-5	Northeastern Illinois.....	2-0	Villanova.....	0-1
Drake.....	1-1	Northern Iowa.....	0-1	Wake Forest.....	0-1
Duke.....	1-0	North Georgia.....	1-0	Washington.....	0-2
Eastern Kentucky.....	1-0	North Texas.....	6-6	Weber State.....	0-1
Evansville.....	0-1	Northwestern State.....	3-1	West Virginia.....	1-1
Florida.....	5-8	Oakland.....	1-0	Western Kentucky.....	3-6
Florida Atlantic.....	5-4	Ohio.....	0-1	Wichita State.....	0-2
Florida International (FIU).....	7-11	Ohio State.....	1-1	William & Mary.....	0-1
Florida State.....	1-0	Oklahoma.....	0-1	Winthrop.....	1-1
Fresno State.....	1-1	Oklahoma State.....	1-2	Wisconsin.....	0-1
Furman.....	0-2	Oregon State.....	3-0	Wright State.....	1-0
Georgia.....	6-6	Pacific.....	0-1	Wyoming.....	2-0
Georgia State.....	8-7	Pepperdine.....	0-1	Xavier (Ohio).....	0-1
Gonzaga.....	0-1	Portland.....	0-1		
Grambling State.....	1-0	Prairie View A&M.....	2-0		
Hawaii-Hilo.....	1-0	Purdue.....	0-1		

2013-14 Opponents in Bold



HEAD COACH JOHN BRADY

WHAT THEY'RE SAYING ABOUT ARKANSAS STATE HEAD COACH JOHN BRADY

John Brady is entering his sixth season at Arkansas State and 23rd season as a collegiate head coach. He has guided his teams to seven conference championships, six postseason appearances, a NCAA Final Four appearance, and left as Samford's all-time winningest coach.

“Coach Brady is a great coach and even a better person. He gets the most out of his players and is very experienced on every level of college basketball. Coach Brady is very detailed in his coaching and he taught me about the simple things in the game that you would think don't matter but honestly made me the player I am today. He also makes sure you are on top of your school work. Graduating is very important to him just as continuing your basketball career after college.”



**BRANDON PETERSON
(2010-13)**

“Coach Brady has made me a better player by having different ways of making his players compete at all times. Growing up as a player, I really didn't compete hard. But by playing under Coach Brady for five years, he helped me compete at a high level which elevated my game to a higher level of basketball.”



**TREY FINN
(2010-13)**



ARKANSAS STATE

**Sun Belt Conference West Division Champions
2010-11 & 2012-13**



NOTABLE PLAYERS UNDER HEAD COACH JOHN BRADY

A-State head coach John Brady has coached a number of players who have went on to play professionally in the National Basketball Association or overseas. Below are some of his former players.

ARKANSAS STATE

Glen Davis

- 35th pick in 2007 NBA Draft (Seattle then traded to Boston Celtics)
- 2006 SEC Player of the Year
- 2006 All-SEC First Team
- Led LSU to a 2006 NCAA Final Four appearance
- Member of 2008 NBA Champions (Boston Celtics)
- Played for Boston (2007-11) and Orlando Magic (2011-present)



Brandon Bass

- 33rd pick in 2005 NBA Draft (New Orleans)
- 2005 SEC Player of the Year
- 2005 All-SEC First Team
- Started all 59 games in his collegiate career at LSU
- Played for New Orleans/Oklahoma City (2005-07), Dallas Mavericks (2007-09), Orlando (2009-11), and Boston Celtics (2011-present)



Anthony Randolph

- 14th pick in 2008 NBA Draft (Golden State Warriors)
- 2008 All-Freshman All-America Honorable Mention
- 2008 All-SEC Freshman Team
- 2008 All-SEC Honorable Mention Team
- Youngest player in the NBA (2008-09 season)
- Played for Golden State (2008-10), New York Knicks (2010-11), Minnesota Timberwolves (2011-12), and Denver Nuggets (2012-present)



Marcus Thornton

- 43rd pick in 2009 NBA Draft (Miami Heat)
- 2009 SEC Player of the Year
- 2009 All-SEC First Team
- 2010 NBA All-Rookie Second Team
- Played for New Orleans Hornets (2009-11) and Sacramento Kings (2012-present)



Tyrus Thomas

- 4th pick in 2006 NBA Draft (Portland Trail Blazers)
- 2006 All-American Freshman Team
- 2006 SEC Freshman of the Year
- 2006 NCAA Tournament Atlanta Region Most Valuable Player
- 2007 NBA All-Rookie Second Team
- Played for Chicago Bulls (2006-10) and Charlotte Hornets (2010-13)



Stromile Swift (Vancouver, Houston, Memphis, New Jersey, Phoenix, China), **Garrett Temple** (Washington, Houston, Sacramento, San Antonio, Milwaukee, Charlotte), **Malcoln Kirkland** (Turkey), **Brandon Peterson** (Sweden)





ASSOCIATE HEAD COACH MELVIN HARALSON

ARKANSAS STATE



COACHING EXPERIENCE

- Arkansas State – 2011-present
- Texas Southern – 2010-11
- Houston – 2000-2010
- North Texas – 1995-2000
- Texas – 1990-95

Melvin Haralson will embark on his third season at Arkansas State University as an associate head coach for the 2013-14 campaign.

Haralson comes to A-State after spending the 2010-11 season as an assistant coach at Texas Southern University, where he helped the Tigers to the 2010-11 Southwestern Athletic Conference's (SWAC) regular-season championship and a 2011 National Invitational Tournament (NIT) berth.

Before his stint at TSU, Haralson was a member of the University of Houston coaching staff from 2000-10, including six as an associate head coach and recruiting coordinator. As the recruiting coordinator at Houston, three of Haralson's last six recruiting classes were ranked nationally.

During his last season (2009-10) at UH, Haralson helped lead the Cougars to a Conference USA Tournament title and a NCAA Tournament berth.

Haralson also experienced great success on the recruiting trail, consistently bringing in highly-ranked recruiting classes throughout his tenure at Houston. He played a major role in building the Cougars' 2010 Conference Championship team with such players as two-time All-Conference-USA First Team selection Aubrey Coleman (Houston), 2008 Louisiana Player of the Year Kendrick Washington, 2009 Louisiana Player of the Year Nick Hayward, National Junior College All-American Second Team selection Adam Brown, New York All-City First Team selection Zamal Nixon and Junior College All-Region-XIV First Team selection Maurice McNeil. Haralson also played a key role in recruiting some other notable UH players like two-time All-Conference USA First-Team selection Robert McKiver (New Haven) of

the NBDL, and first-team All-Conference USA honorees Oliver Lafayette (Houston) of the Boston Celtics and Andre Owens (Houston) of the Indiana Pacers.

During his last six seasons at Houston, Haralson helped the Cougars register more than 120 wins to go with four postseason appearances. UH also won at least 18 games five straight seasons, highlighted by a 24-10 overall record in 2007-08.

Prior to Houston, Haralson was as an assistant coach at the University of North Texas from 1995-00. He helped the Mean Green sign one of the nation's Top 21 recruiting classes in 1998 and the best in the Southwest with notable players such as two-time all-conference pick Chris Davis (Dallas), who was UNT's second all-time leading scorer, and Deginald Erskin (Gonzales).

Before his stop at North Texas, Haralson was an assistant at the University of Texas from 1990-95 under then head coach Tom Penders. During his stint at UT, the Longhorns captured three Southwest Conference Championship titles and made four appearances in the NCAA Tournament. At Texas, Haralson helped recruit some Texas' all-time greats such as the program's all-time leading scorer in Terrance Rencher, who went to play for the NBA's Miami Heat. Haralson also helped land the Longhorns' third all-time leading scorer Reggie Freeman of the Virgin Islands national team not to mention McDonald's All-American Kris Clack of the Boston Celtics, BJ Tyler of the Philadelphia 76ers, Roderick Anderson, and Mike Richardson.

Haralson began his coaching career in 1988 as a student assistant at his alma mater Auburn University and was a member of the Tigers' 1988-89 NCAA Tournament squad.

He began his collegiate career at Lon Morris Junior College in Texas, where he earned All-America honors in the 1984-85 campaign before transferring to Auburn. In 1985-86, Haralson helped lead the Tigers to an appearance in the NCAA Tournament Elite Eight. He earned his bachelor's degree in education in 1989 and was invited to the NBA's Los Angeles Clippers training camp before beginning his coaching career.

Haralson achieved All-America Honorable Mention recognition at Murrah High School in Jackson, Miss., before starting his college playing career. Haralson and his wife, Tonia, have a son, Isaiah.



**Sun Belt Conference West Division Champions
2010-11 & 2012-13**



ASSISTANT COACH COREY BARKER



COACHING EXPERIENCE

- ▶ Arkansas State – 2012-present
- ▶ Paris JC – 2011-12
- ▶ North Forest High – 2010-11
- ▶ Humble Christian Life Center Academy – 2005-10
- ▶ Prairie View A&M – 2004-05

Corey Barker will embark on his second season as a member of the A-State men's basketball coaching staff for the 2013-14 campaign. Barker arrived to A-State in June 2012 after spending the 2010-11 season as an assistant coach at Paris (Texas) Junior College where he helped lead the Blazers to a 23-6 overall record and a Region XIV Zone Conference Championship title. While at Paris Junior College, Barker's responsibilities included recruiting and player development.

Prior to his coaching stint at Paris Junior College, Barker served as an assistant for the 2010-11 campaign at North Forest High School in Houston, Texas. Barker played a key role in helping NFHS improve its season wins total to 22 overall compared to 13 in the previous 2009-10 season. From 2005-10, Barker was an assistant coach at Humble Christian Life Center Academy in Humble, Texas where he recruited and coached some of the nation's top players such as Augustine Rubit (South Alabama), Latavious Williams (NBA draft pick-Miami), Junior Cadougan (Marquette), and Kourtney Roberson (Texas A&M). Barker handled film breakdown, practice organization and player evaluation along with directing preseason and off-season individual workouts.

A native of Houston, Texas, Barker graduated from Prairie View A&M University in 2003 with a Kinesiology degree. He helped lead the Panthers to their first conference title since 1962. Following his playing career, Barker served as a graduate assistant at Prairie View A&M under former head coach Jerome Francis in the 2004-05 campaign.

Barker, a 1998 graduate of Eisenhower High School in Houston, Texas, was a member of the school's varsity basketball team from 1995-98.

The son of Miki White Barker, Corey has two brothers and sisters apiece. Barker comes from a strong basketball pedigree as his grandfather and uncle served as Division I head coaches in the collegiate ranks.





ASSISTANT COACH JEFF CLAPACS

ARKANSAS STATE



COACHING EXPERIENCE

- Arkansas State – 2008-present
- Louisiana State – 2007-08
- Wooster – 2005-07 (student assistant)

Jeff Clapacs will begin his sixth season as an assistant coach with the A-State men's basketball program in 2013-14 and has earned the respect of his peers as one of the up-and-coming young coaches in the NCAA ranks.

Clapacs, who began his current position in April 2008 as a member of head coach John Brady's staff, oversees the graduate assistants for the A-State program along with the managers and is responsible for coordinating most of the behind the scenes duties for the Red Wolves. He also works extensively with the A-State backcourt players.

Prior to A-State, Clapacs spent the 2007-08 season at LSU as both the Director of Basketball Operations and Video Coordinator. He helped oversee all areas of film, coordinated public relations for the Tigers, assisted with team travel, handled all equipment orders and inventory, and worked as director of LSU basketball camps.

A native of Euclid, Ohio which is located in the Cleveland Metropolitan area, Clapacs graduated from The College of Wooster (Ohio) in May 2007 with a bachelor's degree in communications studies. He authored a 56-page thesis in his junior year titled "The Rhetorical Implications Communicated in Coaching" and then wrote a 106-page thesis as a senior titled "The Recruitment Rhetoric of Division III Head Basketball Coaches" which examined the communication of recruiting at the NCAA Division III level with-out ability to offer athletic scholarships.

Clapacs spent two seasons as a player on the Fighting Scots' men's basketball team and then served from 2005-07 as a student assistant coach for one of the nation's top NCAA Division III programs of this decade.

During his four years at Wooster, the nationally-ranked men's basketball program registered an 108-15 record which was highlighted by two North Coast Athletic Conference (NCAC) Tournament Championships and a 2007 NCAA Division III Final Four appearance. Clapacs worked at Wooster as an Assistant to the Operations Manager for Athletics, specializing in event management.

Clapacs also served as a counselor at several well-known summer basketball camps, including LSU's under Coach Brady, Florida (Billy Donovan) and Duke (Mike Krzyzewski), along with camps conducted by the National Basketball Association's Cleveland Cavaliers. Clapacs would earned a master's degree in sports leadership from Duquesne University's School of Leadership and Professional Advancement in August 2010. He held membership in Duquesne University's Golden Key Honor Society.

A 2003 graduate of Hawken High School in Gates Mills, Ohio, Clapacs competed four years (1999-03) apiece in both basketball and baseball.

A member of the National Association of Basketball Coaches (NABC), Clapacs is actively involved in the Jonesboro Young Professionals Network (JYPN) and an Arkansas Activities Association member.



**Sun Belt Conference West Division Champions
2010-11 & 2012-13**



DIRECTOR OF BASKETBALL OPERATIONS BRODRICK JOHNSON

ARKANSAS STATE



COACHING EXPERIENCE

- ▶ Arkansas State – 2012-present
- ▶ Arkansas State – 2011-12 (graduate assistant)
- ▶ Arkansas State – 2007-11 (student manager)

Brodrick Johnson begins his second season in 2013-14 as Arkansas State's Director of Men's Basketball Operations.

Johnson, who was named to the position on Oct. 2, 2012, is certainly no stranger to the Red Wolves' program. He initially served in a student manager capacity before being elevated to a graduate assistant position at A-State.

"I'm thrilled Brodrick will continue playing a key role for the A-State men's basketball program," said Brady. "He's an extremely high character individual, who we've treated like a full-time assistant coach due to his exemplary dedication and dependability.

"Brodrick has been extremely helpful in us building important relationships in the community and we will continue to utilize his contacts in promoting our team within those local communities," added Brady.

In his new position, Johnson will be responsible for team travel along with coordinating all of 6th Man Club and top 200 events. He will served as the program's coordinator of volunteer opportunities while overseeing all of the team's student managers and graduate assistants.

Prior to his appointment, Johnson spent the 2011-12 season as a graduate assistant on the Red Wolves' coaching staff under Brady. A native of Jonesboro, Ark., Johnson served four seasons (2007-11) as a student manager for A-State coaches Dickey Nutt (2007-08) and John Brady (2008-11).

A May 2011 Arkansas State graduate with a bachelor's degree in sport management, Johnson also earned a master's degree in sport administration from Arkansas State in August 2012.

Johnson, who graduated in 2007 from Jonesboro High School, served as a manager for both of the school's basketball and football teams. He was a part of the JHS basketball team which claimed the 6A State Basketball Championship title. In 2006, Johnson was featured on the front cover of the Jonesboro Sun for his work not only with the basketball team but with the entire JHS Athletics program. He was also an active member in the school's choir, student council, and served on various student committees.

Johnson is the son of Frederick and Salenia Love of Jonesboro.





MEN'S BASKETBALL SUPPORT STAFF

2013-14 VIDEO COORDINATORS & TEAM MANAGERS



(L-R): Trey Finn, Head Coach John Brady, Ifeanyi Koggu, and Kyle Drake.



(L-R): Gavin Strait, Brandon Wallace, Head Coach John Brady, John Rountree, and Darrell Talley.



Leela Keller
Administrative Asst.



Chad Sturkie
Associate Athletic Trainer



Ross Miller
Asst. Strength & Conditioning Coach

ARKANSAS STATE


**Sun Belt Conference West Division Champions
2010-11 & 2012-13**




2013-14 RED WOLVES – TV & RADIO ROSTER




0 - Cameron Golden
Sophomore * Guard
6-0 * 157
Memphis, Tenn.




1 - Rakeem Dickerson
Junior * Guard
6-0 * 178
Little Rock, Ark.




3 - Brandon Reed
Senior * Guard
6-4 * 182
Powder Springs, Ga.



4 - Josh Pierre
Sophomore * Guard
6-0 * 184
Baton Rouge, La.



12 - Sean Gardner
Junior * Guard
6-5 * 174
Collierville, Tenn.




14 - Kelvin Downs
Sophomore * Forward
6-9 * 221
Arlington, Texas




20 - Kirk Van Slyke
Senior * Forward
6-10 * 228
The Woodlands, Texas



23 - Jamar Sturdivant
Freshman * Guard
6-0 * 187
Tyronza, Ark.



24 - Ed Townsel
Senior * Guard
6-0 * 171
Starkville, Miss.



31 - Melvin Johnson III
Senior * Guard
6-6 * 168
Dallas, Texas



34 - Seth Kieler
RS Junior * Forward
6-8 * 208
Fort Wayne, Ind.



35 - Raeford Worsham
Sophomore * Forward
6-5 * 190
Waynesboro, Miss.



40 - Kendrick Washington
Senior * Forward
6-7 * 256
Shreveport, La.



John Brady
Head Coach
6th Season



Melvin Haralson
Associate Head Coach
3rd Season



Jeff Clapacs
Assistant Coach
6th Season



Corey Barker
Assistant Coach
2nd Season



Brodrick Johnson
Director of Operations
2nd Season



Terry Mohajir
Athletics Director



2013-14 RADIO/TV ROSTER



**Sun Belt Conference West Division Champions
2010-11 & 2012-13**


ARKANSAS STATE





2013-14 RED WOLVES – RAKEEM DICKERSON

1 - RAKEEM DICKERSON



**Junior
Guard**

6-0 • 178 • 2L
Little Rock, Ark./
Hall HS/Brehm Prep

► CAREER HIGHS

Points

18 vs. South Alabama (1/31/13)

Rebounds

5 at South Alabama (12/29/12)

Assists

7 vs. Western Kentucky (1/5/13)

Blocked Shots

1 at Western Kentucky (2/9/13)

Steals

5 at South Alabama (12/29/12)

Field Goals Made

5 at South Alabama (12/29/12)

Field Goals Attempted

9 vs. St. Bonaventure (12/8/12)

3-Point Field Goals Made

2 vs. Louisiana-Lafayette
(1/21/12)

3-Point Field Goals Attempted

3, three times - last vs. Western
Kentucky (1/5/13)

Free Throws Made

14 vs. South Alabama (1/31/13)

Free Throws Attempted

16 vs. South Alabama (1/31/13)

Minutes Played

39 at Seattle (2/4/12)

2012-13: Placed eighth in team scoring with a 4.9 points per game average (153 pts.) and a squad-best 2.2 assists an outing (67 assists) in 31 appearances ... Compiled three double-figure scoring games - versus St. Bonaventure (12/8), at South Alabama (12/29), and against South Alabama (1/31) ... Scored a career and game-high 18 points against South Alabama (1/31), highlighted by a 14-of-16 effort at the free throw stripe ... Recorded 15 points at South Alabama (12/29) by going 5-6 from the floor and 4-5 at the free throw line ... Generated 12 points against St. Bonaventure (12/8) ... Paced or shared A-State-high honors in assists 14 times and six in steals ... Led or split game-best laurels five times apiece in both assists and steals ... Dished out seven assists against Western Kentucky (1/5) and had six helpers versus Arkansas-Monticello (11/13) ... Grabbed a career single-game most five rebounds at South Alabama (12/29) ... Made 14-of-16 free throws (88 percent) versus South Alabama (1/31) ... Went 7-for-8 at the charity stripe against Louisiana-Lafayette (12/27) and had nine points ... Averaged 5.6 points (112 total), 1.9 rebounds (37 total), 2.1 assists (42 total), and 1.4 steals (28 total) in 20 Sun Belt Conference outings ... Ranked tied for 11th among conference leaders with 1.4 steals average (28 total) in league games only ... Produced month-best averages of 6.4 points (45 pts.) and 2.7 rebounds (19 rebs.) in seven December contests ... Racked up a 5.6 points per game average (39 pts.) in seven February matchups ... Averaged 6.0 points a contest in 15 home games (90 pts.) and two neutral-site encounters (12 pts.).

2011-12: Averaged team eighth-best 3.3 points and squad fourth-most 47 assists in 32 contests ... Made four consecutive starts - vs. ULM (2/2), at Seattle (2/4), at South Alabama (2/9), and at Louisiana-Lafayette (2/11) ... Produced averages of 4.0 points (56 total) and 1.3 rebounds (18 total) in 14 Sun Belt Conference appearances. Distributed 27 assists, 11 steals, and hit on 88.2 percent (15-17) from charity stripe in SBC play ... Led or split top team single-game honors in assists seven times and four occasions in steals ... Tallied career game-high 12 points with six assists, and career game-best tying four boards vs. ULM (2/2) ... Scored eight points on 3-4 shooting with two rebounds in season opener at Lamar (11/11) ... Played 30 or more minutes in a contest three consecutive times, including a career-high 39 minutes at Seattle (2/14) ... Competed 35 minutes versus ULM (2/2) while participating for 30 minutes at South Alabama (2/9) ... Scored seven points with a career-high tying four rebounds and three assists in 21 minutes against Lyon (12/19) ... Generated four points and two assists off the bench against North Texas (1/7) ... Netted nine points in a game three times - against UALR (1/14), vs. Louisiana-Lafayette (1/21), and at Seattle (2/4) ... Dished out five assists and had three steals in 26 minutes at North Texas (1/28) ... Scored eight points on 2-5 from the floor and 3-4 at the line in regular-season finale at UALR (2/25).

BREHM PREP: Played the 2010-11 season at Brehm Preparatory School ... A 2011 graduate ... Recorded a 14.0 points and 6.0 assists per game average for 2010-11 campaign ... A primary contributor to a team which compiled a 38-10 overall record ... Earned Most Valuable Player All-Metro Classic kudos.

HIGH SCHOOL: Played 2009-10 senior season at Hall High in Little Rock, Ark. ... A two-time all-state and all-conference selection in final two prep seasons under coach John Colmen ... Graduated in 2010 ... Transferred following junior year after starring for three seasons (2006-07, 2007-08, and 2008-09) at J.A. Fair Magnet High in Little Rock ... Coached by Charlie Johnson ... A McDonalds All-America nominee ... Led team to 6A Arkansas State Championship crown and a conference title ... Averaged 12.8 points, 4.8 assists, and 2.8 rebounds per game in final prep campaign ... Helped Little Rock Wings to 2010 AAU National Championship title.

PERSONAL: Son of Marion Dickerson and Karon Mems ... Born in Little Rock, Ark. ... Has two sisters and a brother ... Likes bowling ... Playing AAU basketball for Arkansas Elite under Mario Hubbard and Terrell Hammond ... Spent most of his AAU career with the national champion Arkansas Wings directed by coach Ron Crawford ... Majoring in sport management.

☆ DICKERSON'S CAREER STATISTICS ☆

SEASON	GP-GS	Min/Avg.	[---TOTAL---			[---3-PTS---			[---REBOUNDS---			PF	FO	A	TO	Blk	Stl	Pts	Avg		
			FG-FGA	Pct.	3FG-FGA	Pct.	FT-FTA	Pct.	JF	DEF	TOT									AVG	
2011-12	32	4	472/14.8	33-89	.371	8-25	.320	30-38	.789	11	32	43	1.3	39	0	47	41	0	16	104	3.3
2012-13	31	11	645/20.8	41-111	.369	6-29	.207	65-91	.714	18	44	62	2.0	57	2	67	40	1	40	153	4.9
TOTALS	63	15	1117/17.7	74-200	.370	14-54	.259	95-129	.736	29	76	105	1.7	96	2	114	81	1	56	257	4.1

ARKANSAS STATE

Sun Belt Conference West Division Champions
2010-11 & 2012-13



2013-14 RED WOLVES – KELVIN DOWNS

14 - KELVIN DOWNS



Sophomore Forward

6-9 • 221 • 1L
Arlington, Texas/
Juan Seguin HS

► CAREER HIGHS

Points

11 vs. Florida Atlantic (1/26/13)

Rebounds

5, three times – last at North Texas (2/28/13)

Assists

2 at Tennessee-Martin (11/16/12)

Blocked Shots

3 vs. ULM (1/19/13)

Steals

2, twice – last at North Texas (2/28/13)

Field Goals Made

5 vs. Florida Atlantic (1/26/13)

Field Goals Attempted

8 vs. Florida Atlantic (1/26/13)

3-Point Field Goals Made

None

3-Point Field Goals Attempted

1 at Dayton (11/10/12)

Free Throws Made

3 vs. FIU (11/0/13)

Free Throws Attempted

4, four times - last vs. South Alabama (1/31/13)

Minutes

22 vs. Florida Atlantic (1/26/13)

2012-13: Posted season averages of 3.3 points (96 pts.) and 1.9 rebounds (55 rebs.) per contest ... Registered a squad fifth-most 10 blocked shots ... Produced a team second-best 52.0 field goal percentage (39-75) ... Averaged 3.8 points (72 pts.) and 2.5 rebounds (47 rebs.) a game in 19 conference matchups ... Produced 2.4 points (24 pts.) and 0.8 rebounds (eight rebs.) an outing in 10 non-league encounters ... Turned in a season-best scoring average of 5.0 points (40 pts.) in eight January games ... Racked up a personal season-high 3.0 rebound average (21 rebs.) in seven February tilts ... Netted 4.1 points (58 pts.) and 2.3 rebounds (32 rebs.) per contest average in 14 home appearances ... Lone double-figure scoring game was 11 points off the bench versus Florida Atlantic (1/26) with 5-8 shooting from the floor (62.5 percent) and 1-2 at the free throw line ... Tallied eight points in a contest on three occasions - against South Alabama (1/31), at Middle Tennessee (2/7), and in season finale against Western Kentucky (3/10) in Sun Belt Conference Tournament Semifinals ... Scored seven points and had three boards against FIU (1/10) ... Accumulated at least five rebounds in a contest eight times ... Grabbed a personal season game-best five rebounds in league contests versus South Alabama (1/31), against Troy (2/23) and at North Texas (2/28) ... Recorded at least a blocked shot in eight games, including a season game-high three shot rejections versus ULM (1/19).

HIGH SCHOOL: An all-conference and all-region selection as a senior in 2011-12 at Juan Seguin High in Arlington, Texas ... Averaged 8.2 points and 8.8 rebounds a game in senior campaign under coach Bobby Thigpen ... Helped team register a 29-6 overall record and a district championship title in senior season ... Garnered first-team all-district accolades in both 2010-11 and 2011-12 seasons ... Earned two All-Tournament Team honors as a prepster ... Four-year letterwinner and 2011-12 district's Most Valuable Player Award honoree ... Graduated in 2012.

PERSONAL: Son of Calvin Downs and Veronica Whittaker ... Born in Arlington, Texas ... Has an older sister and a younger brother ... Interests include basketball ... Nickname is KD ... Undeclared academic major.

☆ DOWNS' CAREER STATISTICS ☆

SEASON	GP-GS	MNI/AVG.	--TOTAL--				--3-PTS--				--REBOUNDS--										
			FG-FGA	Pct.	3FG-FGA	Pct.	FT-FTA	Pct.	Off	Def	Tot	Avg	PF	FO	A	TO	Blk	Stl	Pts	AVG	
2012-13	29-3	364/12.6	39-75	.520	0-1	.000	18-31	.581	15	40	55	1.9	64	3	4	29	10	9	96	3.3	
TOTALS	29-3	364/12.6	39-75	.520	0-1	.000	18-31	.581	15	40	55	1.9	64	3	4	29	10	9	96	3.3	

Sun Belt Conference West Division Champions 2010-11 & 2012-13

ARKANSAS STATE



O - CAMERON GOLDEN



Sophomore Guard

6-0 • 157 • 1L
Memphis, Tenn./
Ridgeway HS

► CAREER HIGHS

Points

18, twice - last vs. North Texas (2/2/13)

Rebounds

6 vs. Lamar (11/25/12)

Assists

5 at UALR (3/2/13)

Blocked Shots

1, three times - last vs. UALR (2/14/13)

Steals

4, twice - last vs. Austin Peay (12/16/12)

Field Goals Made

6, twice - last vs. North Texas (2/2/13)

Field Goals Attempted

13, twice - last at Middle Tennessee (2/7/13)

3-Point Field Goals Made

6 at Troy (1/24/13)

3-Point Field Goals Attempted

9, three times - last at ULM (2/16/13)

Free Throws Made

4 at Kent State (12/22/12)

Free Throws Attempted

6 vs. North Texas (2/2/13)

Minutes

32 at Middle Tennessee (2/7/13)

2012-13: Finished fourth among A-State's scoring leaders with a 7.4 points per game average and accumulated a squad fourth-most 229 points output ... Chalked up a team second-most 65 assists and produced a squad fourth-highest 31 steals ... Averaged a team sixth-best 2.7 rebounds per contest (85 rebs.) ... Played in all 31 games and had 20 starting assignments ... Paced or shared team-high game honors in assists 14 times, six in steals, and three in points ... Led or tied for game-best honors three times apiece in assists and steals along with twice in scoring ... Reached double-figure scoring in eight games ... Posted a personal season-high 18 points twice - at Troy (1/24) and against North Texas (2/2) ... Poured in 15 points apiece at Kent State (12/22) and at Middle Tennessee (2/7) ... Tallied double-digit points four times in a five-game span (2/2-16) for a 12.2 points per game average (61 pts.) ... Drained a game-winning three-point shot with 4.8 seconds to go in a 73-72 non-league decision at Central Arkansas (11/21) ... Made a game-tying trey with four seconds left in regulation against North Texas (2/2) in a Red Wolves' 75-66 home conference win ... Pulled down a season-high six rebounds against Lamar (11/25) ... Had five boards apiece on four occasions - at Kent State (12/22), against South Alabama (1/31), at Middle Tennessee (2/7), and versus Western Kentucky (3/10) in a Sun Belt Conference Tourney semifinal tilt ... Distributed season-high five assists at UALR (3/2) ... Garnered personal-best four steals in a game twice - at Central Arkansas (11/21) and versus Austin Peay (12/16) ... Averaged 7.7 points (154 pts.), 2.7 rebounds (53 rebs.), 1.9 assists (38 ast.), and 0.9 steals (17 stl.) per contest in 20 Sun Belt Conference matchups ... Went 6-9 from beyond the arc at Troy (1/24) ... Turned in a pair of 4-9 shooting efforts from three-point territory versus North Texas (2/2) and at ULM (2/16) ... Scored an average of 6.8 points (75 pts.) while grabbing 2.9 boards (32 rebs.) an outing in 11 non-league games ... Produced a month-high 10.0 points per game average (70 pts.) in seven February appearances ... Totaled 7.5 points a contest (45 pts.) in six November encounters ... Pulled down personal month-best 3.3 rebounds (20 rebs.) in November ... Tallied a squad third-best 9.2 points a game average (129 pts.) in 14 away outings.

HIGH SCHOOL: Runner-up for Tennessee's 2011-12 Mr. Basketball Award ... Two-time (2010-11 and 2011-12) all-state pick at Ridgeway High in Memphis, Tenn. ... Coached by Wes Henning ... A 2012 graduate ... Averaged 17.5 points, 6.0 assists, 4.0 steals, and 4.0 rebounds per game in 2011-12 senior season ... Named a third-team All-State selection by ESPNU.com across all divisions ... Tabbed a three-star recruit by Rivals.com and was Tennessee's No. 10 prospect ... Received all-district, all-region, and Best of the Prep accolades as a senior ... Earned team's Most Valuable Player recognition ... Chosen as the West Tennessee Player of the Week (2/19/12) after guiding squad to city championship crown ... Helped RHS to a 30-2 overall record and state's top ranking ... Played integral role in Roadrunners garnering a top 10 national ranking through the 2011-12 season.

PERSONAL: Son of Bobby and Bobbie Golden ... Born in Memphis, Tenn. ... Has an older brother and an older sister ... Hobbies include playing video games ... Nickname is 40CalCam ... Majoring in sport management.

ARKANSAS STATE

☆ GOLDEN'S CAREER STATISTICS ☆

SEASON	GP-GS	Mini/Avg.	[--TOTAL--]			[--3-PTS--]			[--REBOUNDS--]				PF	FO	A	TO	Blk	Stl	Pts	Avg
			FG-FGA	Pct.	3FG-FGA	Pct.	FT-FTA	Pct.	Off	Def	Tot	Avg								
2012-13	31-20	622/20.1	74-217	.341	44-142	.310	37-57	.649	25	60	85	2.7	5.7	2	65	62	3	31	229	7.4
TOTALS	31-20	622/20.1	74-217	.341	44-142	.310	37-57	.649	25	60	85	2.7	5.7	2	65	62	3	31	229	7.4

Sun Belt Conference West Division Champions
2010-11 & 2012-13



2013-14 RED WOLVES – MELVIN JOHNSON III

31 - MELVIN JOHNSON III

2012-13: Ineligible to play due to NCAA Division I Transfer Rule.

2009-10, 2010-11 & 2011-12: Earned 2011-12 All-Southland Conference Third-Team recognition at Texas-San Antonio under coach Brooks Thompson ... Claimed 2010-11 Southland Conference Honorable Mention accolades ... Tabbed the 2009-10 Southland Conference's Freshman of the Year ... Amassed 194 career three-point field goals at UTSA and was three shy of school's all-time mark ... Finished second among 2011-12 Roadrunner scoring leaders by averaging 13.0 points per outing (390 total) ... Averaged a conference-best 2.3 three-point field goals a game and drained a squad-leading 69 treys in 2011-12 ... Compiled 3.4 rebounds (102), 1.1 assists (35), and 1.0 steals (31) a game for 30 contests in 2011-12 campaign ... Connected on 43.4 percent (69-159) from beyond the three-point arc for 2011-12 season ... Registered a squad-best 83.9 percent (47-56) at the free throw line as a junior (2011-12) ... Scored double figures in 18 games for 2011-12, including 20 or more points in a contest seven times ... Poured in a 2011-12 season-high 25 points at Troy (12/22/11), highlighted by a 6-7 three-point shooting effort ... Turned in a 24-point performance at Houston (12/20/11) with 10 field goals made ... Drained a career game-high seven three-point field goals with seven rebounds against Nicholls State (1/4/12) ... Second in team scoring at 14.9 points per game and averaged 3.5 rebounds per night in 2010-11 sophomore season ... Netted a squad-most 80 three-point field goals in 2010-11 to tie for school's third-best single-season output ... Totaled 30 double-digit scoring games, including eight with 20 points or more ... Put together 14 consecutive double-figure points contests (2/2-3/16/11) ... Recorded a career-high 29 points against Alabama State (3/6/11) in the 2011 NCAA Tournament ... Chosen Southland Conference Player of the Week (3/5/11) after averaging 20.5 points and shooting 54.5 from field ... Posted first career double-double with 21 points and 10 rebounds versus Texas State (1/22/11) ... Scored at a 7.7 points per game clip as a freshman in 2009-10 season ... Shot a team-high 42.5 percent (45-106) from beyond the 3-point arc and 86.5 percent (45-52) from the FT line in 2009-10 ... Pumped in 2009-10 season-most 20 points in decision over McMurry (1/3/10).

PREP SCHOOL: Averaged 23.0 points and 4.5 rebounds per game at Humble Christian Life Center Academy in 2008-09 season ... Coached by Carlos Wilson ... Led team to 2009 National Association of Christian Athletes (NACA) Boys Elite Division I National Basketball Championship ... A McDonalds All-American nominee ... Garnered NACA All-Tournament Team recognition.

HIGH SCHOOL: Achieved All-District 15-4A First-Team laurels as a senior at Red Oak High School in Dallas, Texas.

PERSONAL: Son of Melvin Jr. and Latricia Johnson ... Has two sisters - one older ... Father is employed as an engineer and mother is an insurance adjuster ... Favorite food is spaghetti ... Lists Lil Wayne and Gucci Mane as his favorite musicians ... Enjoys scuba diving, mountain climbing, and grilling ... Majoring in business administration.



**Senior
Forward**

6-6 • 168 • RS

Dallas, Texas/

Humble Christian Life Center
Academy/Red Oak HS
(Texas-San Antonio)



ARKANSAS STATE





34 - SETH KISLER



Redshirt Junior Forward

6-8 • 208 • RS
Fort Wayne, Ind./
Blackhawk Christian HS
(Paris JC)

► CAREER HIGHS

- Points**
2 vs. St. Bonaventure (12/18/12)
- Rebounds**
None
- Assists**
None
- Blocked Shots**
None
- Steals**
None
- Field Goals**
None
- Field Goals Attempted**
1 vs. St. Bonaventure (12/8/12)
- 3-Point Field Goals Made**
None
- 3-Point Field Goals Attempted**
None
- Free Throws Made**
2 vs. St. Bonaventure (12/8/12)
- Free Throws Attempted**
2 vs. St. Bonaventure (12/8/12)
- Minutes**
3 vs. St. Bonaventure (12/8/12)

2012-13: Lone action of the season was against St. Bonaventure (12/8) and played three minutes in a reserve capacity ... Scored two points in the St. Bonaventure contest (12/8) as a result of making both free throw attempts ... Had a field goal attempt and was assessed a personal foul versus St. Bonaventure (12/8) ... Sideline almost the entire season due to an injury and was granted an extra season of eligibility.

2011-12: Attended Paris (Texas) Junior College and played for coach Chuck Taylor ... Averaged seven points and 3.6 rebounds per game in 22 appearances ... Connected on 50 percent from the field for the season ... Led Paris to a 23-7 overall record and a first-place 15-4 conference mark as the Dragons finished No. 22 in the National Junior College Athletic Association (NJCAA) national rankings.

HIGH SCHOOL: A 2010 graduate of Blackhawk Christian High in Fort Wayne, Ind. ... Coached by Jay Sefton ... Two-time (2008-09 and 2009-10) all-conference selection and 2009-10 team's Most Valuable Player ... Averaged 17.5 points and 7.5 rebounds per contest in senior season ... Competed three seasons (2007-09) in baseball and two (2007-08) in soccer.

PERSONAL: Son of Gordon and Angela Kisler ... Born in St. Louis, Miss. ... Father is a sales representative and mother is a public relations organizer ... Has an older sister ... Participated in Athletes In Action (AIA) throughout Indiana to promote basketball and Christ ... Interests include golf and video games ... Majoring in interdisciplinary studies.

ARKANSAS STATE



☆ KISLER'S CAREER STATISTICS ☆

SEASON	--TOTAL--		--3-PTS--		--REBOUNDS--															
	GP-GS	Min/Avg.	FG-FGA	Pct.	3FG-FGA	Pct.	FT-FTA	Pct.	Off	Def	Tot	Avg	PF	FO	A	TO	Blk	Stl	Pts	Avg
2012-13	1-0	3/3.0	0-1	.000	0-0	.000	2-2	1.000	0	0	0	0.0	1	0	0	0	0	0	2	2.0
TOTALS	1-0	3/3.0	0-1	.000	0-0	.000	2-2	1.000	0	0	0	0.0	1	0	0	0	0	0	2	2.0

Sun Belt Conference West Division Champions
2010-11 & 2012-13



2013-14 RED WOLVES – JOSH PIERRE

4 - JOSH PIERRE



Sophomore Guard

6-0 • 184 • 1L

Baton Rouge, La./
Stillwater (Okla.) HS

► CAREER HIGHS

Points

3, twice - last vs. UALR (2/14/11)

Rebounds

1 at ULM (2/16/13)

Assists

None

Blocked Shots

None

Steals

None

Field Goals Made

1, twice - last vs. UALR (2/14/13)

Field Goals Attempted

2 vs. Lamar (11/25/12)

3-Point Field Goals Made

1, twice - last vs. UALR (2/14/13)

3-Point Field Goals Attempted

2 vs. Lamar (11/25/12)

Free Throws Made

None

Free Throws Attempted

None

Minutes

5 vs. Lamar (11/25/12)

2012-13: Scored season game-high tying three points against Lamar (11/25) in his collegiate debut, connecting on one of two three-point field goal attempts ... Netted season game-most tying three points versus UALR (2/14), knocking down lone triple attempt in game's final minute ... Grabbed season's lone rebound at ULM (2/16) ... Received action against Florida Atlantic (1/26) ... Played one minute apiece in his final three outings - vs. Florida Atlantic (1/26), against UALR (2/14), and at ULM (2/16).

2011-12: Attended Oklahoma State, but didn't participate in basketball.

HIGH SCHOOL: Earned first-team all-district honors in senior season at Stillwater (Okla.) High ... Coached by Michael Davis ... A 2011 graduate ... Averaged 15.0 points, 1.0 rebounds, 2.0 assists, and 1.0 steals an outing in 2010-11 season ... Connected on 45 percent from three-point field goal range ... Named to the 2011 Shawnee Shootout All-Tournament squad ... Scored a career game-high 26 points versus Edmond North High, which featured a career-best eight treys in 10 attempts ... Two-year varsity letter-winner ... Fellowship of Christian Athletes (FCA) member.

PERSONAL: Son of Butch and Clemmie Pierre ... Born in Lafayette, La. ... His father is presently in his fifth season as the associate head coach for the Oklahoma State men's basketball program and previously served 11 seasons as a member of current ASU head coach John Brady's coaching staff at LSU ... Has a twin brother (Joseph III) and an older sister ... Enjoys reading the bible and listening to musician Darius Rucker ... Wears jersey number 4 to honor the memory of Oklahoma State women's basketball coaches (Kurt Budke and Miranda Serna), who died Nov. 17, 2011 in a tragic plane crash near Little Rock, Ark. ... Volunteered time at his local church to serve Thanksgiving dinners for the underprivileged and homeless ... Undeclared academic major.



☆ PIERRE'S CAREER STATISTICS ☆

SEASON	GP-GS	[--TOTAL--]		[--3-PTS--]		[--REBOUNDS--]														
		Min/Avg.	FG-FGA	Pct.	3FG-FGA	Pct.	FT-FTA	Pct.	Off	Def	Tot	Avg	PF	FO	A	TO	Blk	Stl	Pts	Avg
2012-13	4-0	8/2.0	2-4	.500	2-4	.500	0-0	.000	0	1	1	0.3	1	0	0	0	0	0	6	1.5
TOTALS	4-0	8/2.0	2-4	.500	2-4	.500	0-0	.000	0	1	1	0.3	1	0	0	0	0	0	6	1.5



2013-14 RED WOLVES – ED TOWNSEL

24 - ED TOWNSEL



**Senior
Guard**

6-0 • 171 • 3L

Starkville, Miss./
Starkville HS

CAREER HIGHS

Points

31 vs. Louisiana-Lafayette
(12/27/12)

Rebounds

9 at South Alabama (11/29/12)

Assists

8, twice - last vs. FIU (2/18/12)

Blocked Shots

1, three times - last vs. UALR
(2/14/13)

Steals

7 vs. Lamar (11/25/12)

Field Goals Made

10 vs. Western Kentucky
(1/5/13)

Field Goals Attempted

20 vs. Austin Peay (12/16/12)

3-Point Field Goals Made

6 vs. Lamar (11/25/12)

3-Point Field Goals Attempted

15 vs. FIU (1/10/13)

Free Throws Made

10 vs. Louisiana-Lafayette
(12/27/12)

Free Throws Attempted

12, twice - last vs. UALR (1/14/12)

Minutes

45 at Tennessee-Martin
(11/16/12)

2013-14: Ranks sixth among program's all-time steals leaders with 134 career total and is eighth in three-point field goals made with 133 treys ... All-SBC Preseason Third Team ... Named to *College Sports Madness'* All-Sun Belt Conference Preseason Fourth Team.

2012-13: Led A-State in scoring with a 13.1 points a game average and in total points (407) ... Paced the Red Wolves in steals (49), field goals made (135), and three-point field goals made (66) ... Finished third among squad's leaders in both minutes played (923) and free throws made (71) along with fourth in assists (37), rebound average (3.2 rpg.), and total rebounds (99) ... Ranked 161st on NCAA's national statistical leaders list in three-point field goals made per game (2.13 avg.) and placed 172nd in steals a contest (1.58 avg.) ... Averaged 11.6 points (231 pts.), 3.5 rebounds (70 rebs.), 1.0 assists (20 asts.), and 1.4 steals (28 stls.) in 20 Sun Belt Conference (SBC) outings ... Finished 12th among SBC's scoring leaders (13.1 ppg) for all games and ranked 18th (11.6 ppg.) in conference games only ... Netted a team-high 17.0 points a game (102 pts.) in six November contests and produced a squad-leading 15.4 points per outing (108 pts.) in seven December appearances ... Paced or shared top game-high scoring honors six times apiece in both points and steals ... Led A-State in points 10 times, steals on nine occasions, and assists in four outings ... Attained double-digit point totals a squad-most 20 times, which included five 20 or more point game performances ... Tallied career game-high 31 points versus Louisiana-Lafayette (12/27) ... Pumped in game-high 27 points against Lamar (1/12/13) ... Tabbed *College Sports Madness'* SBC Player of the Week (1/7) after averaging 17.0 points (34 pts.) and 6.5 rebounds (13 rebs.) a game ... Drained a game-winning three-pointer with 2.4 seconds left in win vs. St. Bonaventure (12/8) ... Banked an off-balance 25-foot game-tying three-point shot with 2.2 seconds left in first overtime at Tennessee-Martin (11/16) and finished with team-high 19 points ... Made a behind-the-backboard baseline shot vs. UALR (2/14) which appeared on ESPN's SportsCenter ... Started season scoring double-figure points in 10 of the Red Wolves' first 12 contests and averaged 16.8 points a game (201 pts.).

2011-12: Averaged a team fifth-best 9.0 points and fourth-most 3.6 rebounds per game as a starter in all 34 contests ... Tops among A-State's leaders in assists (103) and steals (66) while placing second in three-point field goals (46) ... Recorded a school all-time single-season third-best tying 66 steals ... Placed 43rd among NCAA stats leaders in steals per game (1.94 avg.) ... Led or shared for top game honors in assists a squad-best 19 times, 17 in steals, and six in scoring ... Reached double-figure scoring 11 times, featuring a six-game streak (11/29-12/17) ... Poured in 20 points vs. SEMO (11/29) and Seattle (12/14) ... Blocked a shot against North Texas (1/7) leading to game-winning basket.

2010-11: Averaged 0.9 apg. ... Played 19 minutes with seven points against Pacific (11/22) in a NIT Tipoff tilt ... Recorded 11 points against Lyon College (12/6) ... Poured in 13 points vs. Central Baptist (12/28).

HIGH SCHOOL: Averaged 19.0 points and a squad-best 7.9 assists per game in 33 contests as a senior at Starkville (Miss.) High ... A 2010 graduate ... Coached by Greg Carter ... 2010 Mr. Yellow Jacket and a two-time all-league pick ... Member of 2010 Mississippi 6A State Championship team as a senior, school's first state title in 58 years ... Helped SHS to a 31-2 2009-10 record as a senior after going 25-5 overall in 2008-09.

PERSONAL: Son of Edward Townsel and Mary Chandler ... Born in Starkville, Miss. ... One of five children ... Has an older brother and three sisters ... Has a daughter (Kieranni Catrice) ... Majoring in sport management.

☆ TOWNSEL'S CAREER STATISTICS ☆

SEASON	GP-GS	---TOTAL---			---3-PTS---			--REBOUNDS--												
		Mini	FG	Pct	3FG	Pct	FT	Pct	Off	Def	Tot	Avg	PF	FO	A	TO	Blk	Stl	Pts	Av
2010-11	32-0	463/14.5	51-123	.415	21-50	.420	32-47	.681	12	51	63	2.0	41	0	29	49	1	19	155	4.8
2011-12	34-34	1082/31.8	104-296	.351	46-124	.371	51-83	.614	25	97	122	3.6	79	2	103	106	2	66	305	9.0
2012-13	31-17	923/29.8	135-355	.380	66-196	.337	71-94	.755	25	74	99	3.2	81	3	37	48	1	49	407	13.1
TOTALS	97-51	2468/25.4	290-774	.375	133-370	.359	154-224	.688	62	222	284	2.9	201	5	169	203	4	134	867	8.9

ARKANSAS STATE





20 - KIRK VAN SLYKE



2012-13: Ineligible to play due to NCAA Division I Transfer Rule.

2009-10, 2010-11 & 2011-12: Played three seasons at University of Houston under head coaches Tom Penders (2009-10) and James Dickey (2010-11 and 2011-12) ... Teammate (2009-10 and 2010-11) of current A-State student-athlete Kendrick Washington ... Appeared in 85 games and received starting assignment in 25 of those contests ... Averaged a career 5.2 points, 2.2 rebounds, 0.4 blocks, 0.3 assists, and 0.1 steals per game for the Cougars ... Posted a 41.3 field-goal percentage (163-395), which included 33.8 percent (54-160) from three-point range ... Connected on a career 85.4 percent (35-41) from the free throw line ... Registered personal season-high averages of 6.4 points and 3.0 rebounds a game in 2010-11 campaign ... Made 16 appearances in a starting role of 29 2010-11 season contests played in ... Scored a career-high 28 points against Oakland (11/22/11) on 10-17 field-goal shooting while pulling down a team-high eight rebounds ... Compiled a team-high streak of 22 straight free throws made ... Recorded 12 points and 10 rebounds against Nicholls State (11/12/10) as a sophomore in 2010-11 campaign ... Accumulated a career single-game best three blocked shots versus Tulsa (1/19/11) ... Tallied 18 points, including a 10-of-11 performance from the free throw line, against Utah Valley (11/14/11) while adding eight rebounds and two blocks in 18 minutes on the court ... Had per game averages of 3.5 points and 1.4 rebounds in 29 appearances as a freshman (2009-10) and 5.9 points with 2.3 boards in junior (2011-12) season.

Senior Forward

6-10 • 228 • RS

The Woodlands, Texas/
West Point Prep/
The Woodlands HS
(Houston)



PREP SCHOOL: Selected as 2008-09 West Point Prep's Most Valuable Player ... Averaged more than 20 points a game under head coach Cory Sinning ... Led or tied 15 times for team's leading scorer in a contest.

HIGH SCHOOL: Named to All-District 14-5A First Team as a senior at The Woodlands (Texas) College Park High ... Produced averages of 17.1 points and 7.9 rebounds per contest in senior campaign ... A two-time all-county first-team pick ... Chosen as an all-region first-team honoree in final prep campaign ... A nominee for McDonald's All-America Award ... Garnered team's Most Valuable Player Award in both junior and senior seasons ... Earned All-District 14-5A First-Team kudos both as a junior and a senior ... Received academic all-district accolades in senior year ... Tabbed as squad's Most Improved Player for sophomore campaign ... The program's Most Improved Player Award named after him after being cut from team as a freshman and then earning a roster spot as a starter in sophomore season ... Graduated in 2009 and coached by Clifton McNeely.

PERSONAL: Son of Vicki Palmer and Pete Van Slyke ... Born in New Orleans, La. ... Has two sisters (one older) and a younger brother ... Majoring in interdisciplinary studies.



ARKANSAS STATE



40 - KENDRICK WASHINGTON



Senior Forward

6-7 • 256 • 1L
Shreveport, La./
Huntington HS
(Houston)

► CAREER HIGHS

- Points**
15 at Dayton (11/10/12)
- Rebounds**
9 at Dayton (11/10/12)
- Assists**
5 vs. UALR (2/14/13)
- Blocked Shots**
2, six times - last vs. Troy (3/9/13)
- Steals**
3 at ULM (2/16/13)
- Field Goals Made**
7 at Dayton (11/10/12)
- Field Goals Attempted**
13 at Dayton (11/10/12)
- 3-Point Field Goals Made**
None
- 3-Point Field Goals Attempted**
1, twice - last at UALR (3/2/13)
- Free Throws Made**
6 vs. North Texas (2/2/13)
- Free Throws Attempted**
9 vs. North Texas (2/2/13)
- Minutes**
37 at Dayton (11/10/12)

2011-12 & 2012-13: Averaged a team sixth-best 6.8 points a game and a third-most 4.6 rebounds a contest ... Scored a squad seventh-best 183 points ... Chalked up a team second-highest 15 blocked shots ... Placed seventh on the squad in assists (23) and steals (17) ... Tallied double-digit scoring in six games, which included a season and team-high 15 points at Dayton (11/10) in season opener ... Scored 14 points at ULM (2/16) ... Had a 13-point performance vs. Arkansas-Monticello (11/13) by going 4-5 from the field and converting 5-6 in free throws ... Racked up 12 points at Florida Atlantic (12/1) ... Paced A-State in blocked shots six times, five in steals, three in assists, twice in scoring, and once in rebounding ... Led or split game-high honors three times in blocked shots and twice in steals ... Accumulated 13 six or more rebounds in a game ... Grabbed a personal season-most and game-high nine rebounds at Dayton (11/10) ... Pulled down eight boards apiece on three occasions - at Florida Atlantic (12/1), at Western Kentucky (2/9), and at North Texas (2/28) ... Had seven offensive caroms at North Texas (2/28) and six at FIU (11/29) ... Had two blocked shots in a game six times ... Distributed a season-most five assists vs. UALR (2/14) while scoring 11 points ... Made season game-best three steals and snared six rebounds at ULM (2/16) ... Posted 6.6 scoring average (112 pts.) and 4.9 rebounds (83 rebs.) per contest in 17 conference outings ... Recorded averages of 7.1 points (71 pts.) and 4.0 boards (40 rebs.) in 10 non-league games ... Scored at a 7.4 points per game clip (96 pts.) to go with a 5.4 rebounds average (70 rebs.) in 13 away encounters ... Generated a 9.3 scoring average (56 pts.) and 5.7 rebounds (34 rebs.) in six November contests ... Registered 7.9 points (55 pts.) and had 5.0 boards (35) per outing in seven February tilts.

2011-12: Ineligible due to NCAA Division I Transfer Rule.

2009-10 & 2010-11: Played at the University of Houston ... Coached by Tom Penders (2009-10) and James Dickey (2010-11) ... Compiled career per game averages of 5.9 points (321 total), 4.4 rebounds, 0.8 assists, 0.7 steals, and 0.5 blocked shots ... Started 15 of 54 contests ... Connected on 48.6 pct. (121-249) from the floor and 59.4 pct. (79-133) at the charity stripe in career ... Averaged a team fifth-best tying 8.3 points and squad third-highest 4.1 rebounds per contest in 23 games in 2010-11 as UH posted a 12-18 overall record ... Scored a career-high 21 points and grabbed 11 rebounds against Sam Houston State (12/4/10) ... Placed third among 2010-11 team's leading rebounders ... Amassed 26 career blocked shots which included 14 in initial 2009-10 season ... Recorded 17 points vs. Louisiana-Lafayette (11/23/10) and at Nevada (11/21/09) ... Compiled 16 points, nine rebounds, and career three blocks against Memphis (2/24/10) ... Played in 31 2009-10 games, starting 15 as a freshman ... Averaged team seventh-best 4.2 points and squad third-most 4.1 rebounds an outing as UH earned a NCAA Tournament berth and finish with 19-16 record.

HIGH SCHOOL: Selected 2008-09 All-City Player of the Year as a senior at Huntington High ... Coached by Mack Jones ... A 2009 graduate ... Named Louisiana Class 5A All-State First Team ... Averaged 19.4 points and 17.5 rebounds per game as a senior ... Helped team to a Top 28 placing back-to-back seasons ... Tabbed as the Class 5A Most Outstanding Player as a junior ... Earned recognition as defensive end on prep football team as a junior with 81 tackles, which included 9.5 sacks and 23 yards for loss ... Didn't play football in final prep campaign ... Active in 4H club.

PERSONAL: Son of Kimberly Washington ... Born in Shreveport, La. ... Has two brothers – Quinton and Quantravious ... Relative of NBA Cleveland Cavaliers' Antawn Jamison ... Interests include working out and talking to God ... Majoring in interdisciplinary studies.



★ WASHINGTON'S CAREER STATISTICS -- A-State ★

SEASON	GP-GS	[---TOTAL---			[---3-PTS---			[---REBOUNDS---												
		Mini	FG	Pct	FG	Pct	FT	Pct	Off	Def	Tot	Avg	PF	FO	A	TO	Blk	Stl	Pts	AvG
2012-13	27-19	621/23.0	64-159	.403	0-2	.000	55-77	.714	62	61	123	4.6	67	3	23	52	15	17	183	6.8
TOTALS	27-19	621/23.0	64-159	.403	0-2	.000	55-77	.714	62	61	123	4.6	67	3	23	52	15	17	183	6.8

ARKANSAS STATE



35 - RAEFORD WORSHAM



Sophomore Forward

6-5 • 190 • 1L

Waynesboro, Miss./
Wayne County HS

► CAREER HIGHS

Points

18, three times - last vs. Louisiana-Lafayette (12/27/12)

Rebounds

7, twice - vs. Louisiana-Lafayette (12/27/12)

Assists

3 vs. FIU (1/10/13)

Blocked Shots

2, twice - last vs. ULM (1/19/13)

Steals

4 vs. Murray State (12/19/12)

Field Goals Made

9 at Central Arkansas (11/21/12)

Field Goals Attempted

13 vs. Louisiana-Lafayette (12/27/12)

3-Point Field Goals Made

1, five times - last at ULM (2/16/13)

3-Point Field Goals Attempted

2, five times - last at ULM (2/16/13)

Free Throws Made

6 at Troy (1/24/13)

Free Throws Attempted

8, twice - last at Louisiana-Lafayette (1/12/13)

Minutes

35 vs. Louisiana-Lafayette (12/27/12)

2012-13: Placed seventh among A-State's scoring leaders with a 6.4 points per game average (186 pts.) ... Finished sixth in team points with 186 total ... Grabbed a team fifth-place leading 3.1 rebounds an outing (90 rebs.) ... Finished third on team with 13 blocked shots and registered a squad sixth-most 22 steals ... Turned in a team third-highest 50.7 field goal percentage (68-134) ... Averaged 5.3 points (95 pts.) and 2.6 rebounds (47 rebs.) in 18 conference game appearances ... Produced a team third-best 8.3 points (91 pts.) and a fourth-highest 3.9 rebounds (43 rebs.) a contest in 11 non-conference encounters ... Tallied per game averages of 7.5 points (98 pts.) and 3.5 rebounds (45 rebs.) in 13 home contests ... Led or shared team game-high honors in blocked shots and steals twice apiece ... Lead Red Wolves in blocks on five occasions and four times in steals ... Chalked up double-figure points in nine games ... Scored a season-high 18 points in three encounters - at Central Arkansas (11/21), against St. Bonaventure (12/8), and versus Louisiana-Lafayette (12/27) ... His 18 points at Central Arkansas (11/21) led all scorers ... Posted 13 points each in home non-league contests versus Lamar (11/25) and against Murray State (12/19) ... Netted double-digit point totals six times in a seven-game stretch (11/21-12/19) and averaged 12.0 points an outing (84 pts.) during that span ... Connected on nine-of-10 shots from the floor (90 percent) at Central Arkansas (11/21) ... Generated a season-best 11.1 points a game (78 pts.) and 5.0 rebounds per outing (35 rebs.) in seven December contests ... Claimed a season-best seven rebounds at Florida Atlantic (12/1) and versus Louisiana-Lafayette (12/27) ... Grabbed six boards against FIU (1/10) ... Had a season-high two blocked shots apiece versus Middle Tennessee (1/3) and against ULM (1/19) ... Garnered a season-best four steals against Murray State (12/19) and had three thefts versus Lamar (11/25).

HIGH SCHOOL: A 2012 graduate of Wayne County High in Waynesboro, Miss. ... Earned all-state and all-conference recognition under head coach Ron Norman ... Claimed team's Most Valuable Player Award and squad's Best Rounder Award as a senior ... Averaged 19.0 points, 10.0 rebounds and 4.0 assists per game as a senior as squad posted a 32-2 overall mark ... Served as 2011-12 team captain in final prep campaign ... Helped lead Wayne County High to a 5A State Championship title and a 31-1 overall record as a junior ... Tallied averages of 15.0 points and 9.0 rebounds a contest in junior year ... Participated in the Mississippi Association of Coaches All-Star game.

PERSONAL: Son of Rayford and Jan Worsham . . . Born in Laurel, Miss. ... Mother is employed as a preschool teacher ... Has two sisters – Rakesia and Ratassia ... Interests include basketball . . . Nickname is Gator ... Undeclared academic major.



☆ WORSHAM'S CAREER STATISTICS ☆

SEASON	GP-GS	[--TOTAL--]		[--3-PTS--]		[--REBOUNDS--]		Off	Def	Tot	Avg	PF	FO	A	TO	Blk	Stl	Pts	Avg	
		Min	Avg	FG	FGA	Pct	3FG													3FGA
2012-13	29-6	516/17.8	68-134	.507	5-23	.217	45-78	.577	27	63	90	3.1	48	1	12	31	13	22	186	6.4
TOTALS	29-6	516/17.8	68-134	.507	5-23	.217	45-78	.577	27	63	90	3.1	48	1	12	31	13	22	186	6.4

Sun Belt Conference West Division Champions
2010-11 & 2012-13

ARKANSAS STATE



12 - SEAN GARDNER

2011-12 & 2012-13: Played at Motlow Junior College in Lynchburg, Tenn. ... Coached by former A-State men's basketball player Jerry Nichols ... Averaged 10.7 points with 3.6 rebounds and 3.0 assists per game in 30 outings for 2012-13 season ... Produced 2012-13 season totals of 320 points, 108 rebounds, 89 assists, and 27 steals while shooting 42.9 percent from the floor (115-268), including 37.5 percent (54-144) in three-point field goals ... Connected on 78.3 percent (36-46) at the charity stripe as the 2012-13 Bucks finished 26-4 overall and 17-1 in conference play ... Helped Motlow JC to Tennessee Community College Athletic Association (TCCAA) Region VII regular-season and tournament championship titles in the 2012-13 campaign ... Compiled averages of 10.7 points, 3.9 rebounds, 2.0 assists, and 1.4 steals in 28 appearances in 2011-12 as team registered a 17-11 overall record ... Amassed two-year career averages of 10.7 points (619 pts.), 3.7 rebounds (216 rebs.), 2.4 assists (142 assts.), and 1.1 steals (66 stls.) in 58 contests ... Generated a 41.8 shooting percentage (222-531) from the field, 34.4 percent (89-259) in three-point field goals, and 74.3 percent (84-113) at the free throw line during juco career.

Junior Forward

6-5 • 174 • TR
Collierville, Tenn./
Collierville HS
(Motlow Junior College)



HIGH SCHOOL: Achieved all-district and all-conference recognition in senior season at Collierville (Tenn.) High ... Coached by Norm Sluder ... A 2011 graduate ... Averaged 17.0 points, 4.4 rebounds, 2.7 assists, and 2.2 steals per contest as a senior while connecting on 48 percent of his shots from the field ... Named 2010-11 team's Most Valuable Player ... Captained 2010-11 squad in senior campaign ... Played football for two seasons (2007-08).

PERSONAL: Son of Anthony and Pattie Gardner ... Born in San Antonio, Texas ... Father is a world wide account manager for FedEx and mother is an accountant ... Has an older brother and a younger sister ... Enjoys spending time with family ... Undecided major.



5 - P.J. HARDWICK

2013-14: Ineligible for competition due to NCAA Division I Transfer Rule.

2012-13: Played at the University of North Texas ... Coached by Tony Benford ... Appeared in 32 outings, which included 17 starts ... Scored a team seventh-best 3.7 points (118 pts.) and 2.9 rebounds (92 rebs.) while averaging 23.7 minutes per contest (758 total) ... Led the Mean Green in assists with 81 and averaged 2.5 per encounter ... Chalked up a squad fourth-most 29 steals for a 0.9 average ... Shot 39.8 pct. (41-103) from the floor and made 75 pct. (36-48) at the free throw stripe ... Generated 4.7 points (94 pts.), 3.4 rebounds (67 rebs.), 2.9 assists (58 assts.), and 0.9 steals (17 stls.) in Sun Belt action ... Started 16 of 20 league games ... Finished eighth among the conference's leaders in assists for league games only and 11th in overall contests ... Played an average of 28.5 minutes per outing (569 total) in SBC play ... Poured in season-high 14 points against South Alabama (1/12), highlighted by 10-12 performance at the free throw line, in 38 minutes ... Tallied nine points twice - vs. FIU (2/9) and at Troy (2/16) ... Grabbed season-most nine rebounds vs. Cameron (11/16) and had eight boards at FIU (1/17) ... Distributed seven assists against Troy (1/3) and posted six helpers twice - vs. ULM (1/5) and at Troy (2/16) ... Garnered five steals at South Alabama (2/23) and had four thefts at FIU (1/17).

Sophomore Guard

5-10 • 162 • TR
Miami, Fla./
Christian Life Academy HS
(North Texas)



HIGH SCHOOL: Starred at Christian Life Academy in Houston, Texas ... Coached by Carlos Wilson ... Graduated in 2012 ... Tabbed a three-star recruit by Rivals.com ... Averaged 15.0 points and 10.0 assists a game as a senior ... Listed No. 250 in Hoop Scoop's national player rankings ... Compiled averages of 9.0 points and 12.0 assists an outing for the 2010-11 season ... Helped CLA to a 30-1 overall record in junior year.

PERSONAL: Born in Miami, Fla. ... Son of Patrick Hardwick and Yvette Gilbert of Houston, Texas ... Has an older sister ... Interests include reading ... Undecided major.





23 - JAMMAR STURDIVANT



**Freshman
Guard**

6-0 • 187 • HS

Tyrnza, Ark./

East Pointsett County HS



HIGH SCHOOL: A two-time (2011-12 and 2012-13) Arkansas Activities Association 2A All-State selection at East Pointsett County High in Lepanto, Ark. ... Coached by Josh Hill ... A 2013 graduate ... Attained all-district and all-conference laurels in each of last three seasons ... Helped the Warriors to two consecutive (2010-11 and 2011-12) state championship titles ... Chosen the 2012 2A State Tournament's Most Valuable Player after tallying a game-high 22 points and 10 rebounds in championship game ... Played an integral part in EPCHS claiming three regional crowns (2010-11, 2011-12, and 2012-13) ... Scored an average of 18.0 points to go with 5.0 rebounds, 5.0 assists, and 2.0 steals a contest in 2012-13 senior year as the Warriors posted a 24-5 overall record ... Served as team captain in 2012-13 senior season ... Registered a team-best 19.7 points an outing while chalking up per game averages of 5.2 rebounds, 3.5 assists, and 2.6 steals as a junior en route to earning Arkansas Democrat Gazette All-Arkansas Second-Team recognition ... Averaged 19.0 points and 5.0 rebounds an outing as a sophomore in 2010-11 season ... EPCHS produced a combined 100-20 record in his four prep seasons ... Competed in football two seasons (2011-12) at the wide receiver and cornerback positions.

PERSONAL: Born in Memphis, Tenn. ... Son of Jeromey Sturdivant and Addie Brown of Tyrnza, Ark. ... His father works as a farmer ... Has 11 siblings ... Interests include playing and watching basketball, exercising and being with friends ... Nickname is "Mookie" ... Played AAU basketball for Arkansas Wings ... Undeclared major.

ARKANSAS STATE



**Sun Belt Conference West Division Champions
2010-11 & 2012-13**



2012-13 SEASON RESULTS

2012-13 Season Results



2012-13 Arkansas State Men's Basketball
Arkansas State Season Schedule/Results & Leaders (FIN, L)
All games



RECORD:	OVERALL	HOME	AWAY	NEUTRAL
ALL GAMES	19-12	13-2	5-9	1-1
CONFERENCE	12-8	9-1	3-7	0-0
NON-CONFERENCE	7-4	4-1	2-2	1-1

Date	Opponent	Score	Att.	High Points	High Rebounds
11/10/12	at Dayton	61-74	L 12255	(15)Washington, Kendrick	(9)Washington, Kendrick
11/13/12	at Dayton	78-47	2745	(15)Finn, Trey	(15)Peterson, Brandon
11/16/12	at Tennessee-Martin	w/ 77-73	2011	(19)Townsell, Ed	(7)Peterson, Brandon
11/21/12	at Central Arkansas	w/ 73-72	4127	(18)Worsham, Raeford	(9)Peterson, Brandon
11/25/12	LAMAR	w/ 93-53	1927	(27)Townsell, Ed	(13)Peterson, Brandon
11/29/12	*at FIU	61-80	L 774	(13)Townsell, Ed	(9)Peterson, Brandon
12/1/12	*at Florida Atlantic	65-72	L 1321	(12)Washington, Kendrick (12)Hooten, Marcus	(10)Peterson, Brandon
12/8/12	ST. BONAVENTURE	w/ 73-70	2378	(18)Worsham, Raeford (18)Peterson, Brandon	(13)Peterson, Brandon
12/16/12	AUSTIN PEAY	w/ 89-57	2652	(15)Finn, Trey (15)Townsell, Ed	(7)Peterson, Brandon
12/19/12	MURRAY STATE	54-61	L 2834	(15)Townsell, Ed	(11)Peterson, Brandon
12/22/12	at Kent State	89-73	L 2325	(24)Townsell, Ed	(11)Peterson, Brandon
12/27/12	*LOUISIANA-LAFAYETTE	w/ 87-70	2734	(31)Townsell, Ed	(8)Finn, Trey (8)Peterson, Brandon
12/29/12	*at South Alabama	w/ 63-54	2545	(15)Dickerson, Rakeem (15)Peterson, Brandon	(9)Finn, Trey (9)Townsell, Ed
1/3/13	*MIDDLE TENNESSEE	w/ 66-60	2937	(15)Peterson, Brandon	(9)Peterson, Brandon
1/5/13	*WESTERN KENTUCKY	w/ 75-61	2922	(25)Townsell, Ed	(8)Peterson, Brandon
1/10/13	*FIU	64-66	L 2870	(20)Townsell, Ed	(8)Finn, Trey
1/12/13	*at Louisiana-Lafayette	58-61	L 3040	(15)Finn, Trey	(9)Peterson, Brandon
1/19/13	*ULM	w/ 63-39	4783	(17)Finn, Trey	(12)Peterson, Brandon
1/24/13	*at Troy	67-74	Lot 1743	(18)Golden, Cameron	(12)Peterson, Brandon
1/28/13	*FLORIDA ATLANTIC	w/ 63-38	5631	(15)Peterson, Brandon	(10)Peterson, Brandon
1/31/13	*SOUTH ALABAMA	w/ 74-62	2862	(18)Dickerson, Rakeem (18)Finn, Trey	(8)Finn, Trey
2/2/13	*NORTH TEXAS	w/ 75-66	3786	(18)Golden, Cameron	(14)Peterson, Brandon
2/7/13	*at Middle Tennessee	60-73	L 4307	(15)Golden, Cameron	(8)Peterson, Brandon
2/9/13	*at Western Kentucky	w/ 67-49	5862	(23)Finn, Trey	(10)Peterson, Brandon
2/14/13	*UALR	w/ 88-62	4625	(20)Peterson, Brandon	(13)Peterson, Brandon
2/18/13	*at ULM	w/ 87-54	1421	(19)Finn, Trey	(10)Peterson, Brandon
2/23/13	*TROY	w/ 58-50	5268	(15)Peterson, Brandon	(9)Peterson, Brandon
2/28/13	*at North Texas	50-74	L 2851	(18)Hooten, Marcus	(9)Finn, Trey
3/2/13	*at UALR	71-78	L 5337	(25)Hooten, Marcus	(10)Peterson, Brandon
3/9/13	*vs Troy	w/ 66-63	4118	(19)Townsell, Ed	(17)Peterson, Brandon
3/10/13	*vs Western Kentucky	58-58	L 3205	(10)Peterson, Brandon (10)Finn, Trey	(12)Peterson, Brandon

* = Sun Belt Conference game
* = Sun Belt Conference Tournament game

Attendance Summary	Games	Attend	Avg/Game
Home	15	50954	3397
Away	14	49929	3566
Neutral	2	7323	3662
Total	31	108206	3491





2012-13 SEASON INDIVIDUAL STATISTICS

2012-13 Individual Statistics



2012-13 Arkansas State Men's Basketball
Arkansas State Season Box Score (FINAL)
All games



RECORD:	OVERALL	HOME	AWAY	NEUTRAL
ALL GAMES	19-12	13-2	5-9	1-1
CONFERENCE	12-0	9-1	3-7	0-0
NON-CONFERENCE	7-4	4-1	2-2	1-1

#	Player	Total										3-Point					FT/Throw					Rebounds				
		ppg	min	avg	fj-fja	fj%	3fj-fja	3fj%	ft-fta	ft%	off	def	tot	avg	pf	sh	a	to	blk	stl	pts	avg				
24	Townsel, Ed	31-17	923	29.8	135-355	.380	66-196	.337	71-94	.755	25	74	99	3.2	81	3	37	48	1	49	407	13.1				
	Conference-Only...	20-12	567	28.4	74-215	.344	34-120	.283	49-63	.778	17	53	70	3.5	54	3	20	33	1	28	231	11.6				
15	Peterson, Brandon	31-81	1028	33.2	117-220	.532	0-2	.000	91-149	.611	102	199	301	9.7	62	2	29	51	40	29	325	10.5				
	Conference-Only...	20-20	632	31.6	67-131	.511	0-2	.000	55-89	.618	58	120	178	8.9	43	2	24	31	21	18	189	9.5				
02	Finn, Trey	30-30	1012	33.7	88-250	.352	53-171	.310	83-108	.769	53	93	146	4.9	58	1	51	41	11	42	312	10.4				
	Conference-Only...	20-20	666	33.3	63-169	.373	40-114	.351	67-85	.788	43	60	103	5.2	39	1	28	25	8	30	233	11.7				
00	Golden, Caineon	31-20	622	20.1	74-217	.341	44-142	.310	37-57	.649	25	60	85	2.7	57	2	65	62	3	31	229	7.4				
	Conference-Only...	20-12	401	20.1	51-146	.345	31-97	.320	21-34	.618	17	36	53	2.7	43	2	38	35	2	17	154	7.7				
05	Hooten, Kiarous	31-18	601	19.4	74-206	.359	21-62	.339	50-71	.704	17	51	68	2.2	42	0	33	44	1	16	219	7.1				
	Conference-Only...	20-11	379	19.0	51-131	.389	15-39	.385	36-52	.692	12	35	47	2.4	26	0	22	31	1	10	153	7.7				
30	Winstington, Kendrick	27-19	621	23.0	64-159	.403	0-2	.000	55-77	.714	62	61	123	4.6	67	3	23	52	15	17	183	6.8				
	Conference-Only...	17-10	394	23.2	38-99	.384	0-1	.000	36-47	.766	40	43	83	4.9	40	2	19	25	3	11	112	6.6				
35	Worsham, Raeford	29-6	516	17.8	68-134	.507	5-23	.217	45-78	.577	27	63	90	3.1	48	1	12	31	13	22	186	6.4				
	Conference-Only...	18-4	308	17.1	31-70	.443	3-16	.188	30-51	.588	12	35	47	2.6	33	0	6	21	11	8	95	5.3				
01	Dickerson, Raheem	31-11	645	20.8	41-111	.369	6-29	.207	65-91	.714	18	44	62	2.0	57	2	67	40	1	40	153	4.9				
	Conference-Only...	20-8	439	22.0	30-75	.400	4-18	.222	48-68	.706	11	26	37	1.9	39	1	42	26	1	28	112	5.6				
14	Doums, Kelvin	29-3	364	12.6	39-75	.520	0-1	.000	18-31	.581	15	40	55	1.9	64	3	4	29	10	9	96	3.3				
	Conference-Only...	19-3	271	14.3	29-55	.527	0-0	.000	14-23	.609	11	36	47	2.5	41	1	2	19	6	7	72	3.8				
34	Kister, Setti	1-0	3	3.0	0-1	.000	0-0	.000	2-2	1.000	0	0	0	0.0	1	0	0	0	0	0	2	2.0				
	Conference-Only...	0-0	0	0.0	0-0	.000	0-0	.000	0-0	.000	0	0	0	0.0	0	0	0	0	0	0	0	0.0				
04	Pierre, Joshi	4-0	8	2.0	2-4	.500	2-4	.500	0-0	.000	0	1	1	0.3	1	0	0	0	0	0	6	1.5				
	Conference-Only...	3-0	3	1.0	1-2	.500	1-2	.500	0-0	.000	0	1	1	0.3	0	0	0	0	0	0	3	1.0				
23	Wheatley, Jordan	9-0	25	2.8	3-4	.750	0-1	.000	3-4	.750	1	5	6	0.7	3	0	3	2	0	1	9	1.0				
	Conference-Only...	6-0	12	2.0	2-2	1.000	0-0	.000	0-0	.000	0	3	3	0.5	0	0	1	0	0	4	0.7					
42	Brown, Kristopher	4-0	7	1.8	0-1	.000	0-0	.000	0-0	.000	0	1	1	0.3	2	0	0	0	0	0	0	0.0				
	Conference-Only...	3-0	3	1.0	0-0	.000	0-0	.000	0-0	.000	0	0	0	0.0	1	0	0	0	0	0	0	0.0				
	Team										47	59	106								8					
	Team										26	40	66								5					
Total.....	31	675	705-1737	.406	197-433	.311	520-762	.682	392	751	1143	36.9	543	17	324	408	95	256	2127	68.6						
Conference-Only...	20	405	437-1097	.338	128-409	.313	356-512	.695	247	488	735	36.8	359	12	201	252	54	157	1358	67.9						
Opponents.....	31	675	687-1666	.412	171-422	.328	399-687	.680	328	763	1091	35.2	619	15	326	494	92	194	1944	62.7						
Conference-Only...	20	405	434-1059	.410	105-331	.317	270-411	.657	210	490	700	35.0	412	13	196	306	60	119	1243	62.2						

Score by Periods	1st	2nd	OT	OT2	OT3	Total
Arkansas State	943	1118	54	0	12	2127
Opponents	883	1012	41	0	8	1944



Sun Belt Conference West Division Champions
2010-11 & 2012-13

ARKANSAS STATE



2012-13 SEASON TEAM STATISTICS

2012-13 Team Statistics



2012-13 Arkansas State Men's Basketball
Arkansas State Team Game-by-Game (FINAL)
All games



TEAM STATISTICS

Opponent	Date	Score	Total		3-Pointers		Freethrows		Rebounds				pts							
			fg-fga	pts	3fg-fga	pts	ft-fta	pts	off	def	tot	avg	fg	a	ft	a	pts	avg		
at Dayton	11/07/12	61-74	L	22-56	39.3	6-22	27.3	11-16	68.8	14	16	30	30.0	13	14	15	5	3	61	61.0
ARKANSAS-KIOWICELLO	11/07/12	76-47	W	29-53	54.7	9-20	45.0	9-17	52.9	14	26	40	35.0	18	14	22	6	12	76	68.5
at Tennessee-Kiartini	11/07/12	77-73	W	27-59	45.8	8-28	28.6	19-29	65.5	14	26	40	36.7	17	14	12	5	12	77	71.3
at Central Arkansas	11/02/12	73-72	W	27-59	45.8	6-20	30.0	13-19	68.4	10	22	32	35.5	12	14	13	5	9	73	71.8
LAKIAF	11/02/12	93-43	W	34-73	46.6	11-20	55.0	14-21	66.7	19	30	49	38.2	18	15	8	3	15	93	76.0
at FIU	11/02/12	61-40	L	23-63	36.5	8-22	36.4	7-17	41.2	19	14	33	37.3	13	10	15	4	9	61	73.5
at Florida Atlantic	12/01/12	65-72	L	21-56	37.5	7-19	36.8	16-24	66.7	11	25	37	37.3	20	7	10	2	4	65	72.3
ST. BONAVENTURE	12/08/12	73-70	W	24-52	46.2	5-17	29.4	20-25	80.0	10	23	33	36.8	20	9	14	0	3	73	72.4
AUSTIN PEAY	12/01/12	69-47	W	25-65	38.5	5-20	25.0	14-25	56.0	21	17	38	36.3	16	10	12	4	19	69	72.0
KIARRAY STATE	12/01/12	54-61	L	21-58	36.2	2-15	13.3	10-18	55.6	12	18	30	36.2	13	6	10	4	14	54	70.2
at Kent State	12/02/12	69-73	L	22-52	42.3	7-18	38.9	18-25	72.0	9	22	31	35.7	21	11	19	0	8	69	70.1
LOUISIANA-LAFAYETTE	12/02/12	87-70	W	26-56	46.4	6-18	33.3	23-37	78.4	13	28	41	36.2	10	12	13	3	10	87	71.5
at South Alabama	12/02/12	63-44	W	21-55	38.2	3-12	25.0	18-27	66.7	13	32	45	36.8	19	7	17	3	8	63	70.8
KIDDELTENNESSEE	12/01/13	66-40	W	21-54	38.9	3-16	18.8	21-36	58.3	14	29	43	37.3	22	9	16	3	9	66	70.5
WESTERN KENTUCKY	12/01/13	75-61	W	27-57	47.4	9-24	37.5	12-18	66.7	13	22	35	37.1	13	13	8	2	8	75	70.8
FIU	11/01/13	64-66	L	20-58	34.5	8-33	24.2	16-23	69.6	19	20	39	37.2	17	11	15	3	11	64	70.4
at Louisiana-Lafayette	11/02/13	56-61	L	18-52	34.6	4-18	22.2	16-29	55.2	14	27	41	37.5	25	4	14	1	8	56	69.3
ULM	11/09/13	63-59	W	23-55	41.8	7-27	25.9	10-16	62.5	9	24	33	37.2	7	13	9	6	13	63	69.2
at Troy	12/04/13	67-74	W	19-52	36.5	9-22	40.9	20-24	83.3	15	19	34	37.1	17	9	18	2	6	67	69.1
FLORIDA ATLANTIC	12/06/13	63-58	W	25-56	44.6	4-20	20.0	9-15	60.0	10	19	29	36.7	21	12	8	0	9	63	68.8
SOUTH ALABAMA	12/01/13	74-62	W	20-55	36.4	4-14	28.6	30-43	69.8	14	29	43	37.0	25	8	17	3	6	74	69.0
NORTH TEXAS	12/01/13	75-66	W	22-64	34.4	8-28	28.6	23-35	65.7	16	28	44	37.3	16	11	7	4	7	75	69.3
at Middle Tennessee	12/07/13	60-73	L	19-52	36.5	4-11	36.4	18-25	72.0	11	20	31	37.0	19	10	13	0	7	60	68.9
at Western Kentucky	12/09/13	67-49	W	22-52	42.3	3-20	15.0	14-20	70.0	8	32	40	37.1	16	10	2	5	67	68.8	
UALR	12/04/13	86-62	W	26-51	51.0	8-17	47.1	26-32	81.3	7	24	31	36.9	15	14	10	5	11	86	69.5
at ULM	12/06/13	87-64	W	27-45	60.0	12-25	48.0	21-24	87.5	6	22	28	36.5	18	20	13	5	7	87	70.2
TROY	12/03/13	58-60	W	19-47	40.4	5-19	26.3	15-19	78.9	5	31	36	36.5	15	10	11	4	5	58	69.7
at North Texas	12/08/13	50-74	L	17-68	25.0	1-23	4.3	15-17	88.2	18	20	38	36.6	21	1	12	1	10	50	69.0
at UALR	12/01/13	71-78	L	21-49	42.9	9-21	42.9	20-31	64.5	12	22	34	36.5	30	16	1	1	71	69.1	
at Troy	12/09/13	68-63	W	21-54	38.9	4-22	18.2	22-30	73.3	13	34	47	36.8	16	10	13	4	3	68	69.0
at Western Kentucky	12/01/13	56-68	L	18-49	36.7	6-22	27.3	14-25	56.0	9	29	38	36.9	20	6	16	5	1	56	68.6
Arkansas State	2 127	705 1737	406	197-633	31.1	80-362	68.2	330	75.1	1143	36.9	543	32.4	308	95	236	2	27	68.6	
Opponents	1941	687-1666	412	171-522	33.8	309-887	68.0	328	76.3	1091	35.2	619	32.6	394	92	194	194	62.7		

Games played: 31
Points/game: 68.6
FG Pct: 40.6
3FG Pct: 31.1
FT Pct: 68.2

Rebounds/game: 36.9
Assists/game: 10.5
Turnovers/game: 13.2
Assist/turnover ratio: 0.8
Steals/game: 8.3
Blocks/game: 3.1



Sun Belt Conference West Division Champions
2010-11 & 2012-13





2012-13 SEASON INDIVIDUAL GAME HIGHS

2012-13 A-State Individual Game Highs

Points

- 31Ed Townsel vs. Louisiana-Lafayette (12/27/12)
- 27Ed Townsel vs. Lamar (11/25/12)
- 25Marcus Hooten at UALR (3/2/13)
- 25Ed Townsel vs. Western Kentucky (1/5/13)
- 24Ed Townsel at Kent State (12/22/12)

Field Goals Made

- 10Ed Townsel vs. Western Kentucky (1/5/13)
- 10Ed Townsel vs. Lamar (11/25/12)

Field Goals Attempted

- 20Ed Townsel vs. Austin Peay (12/16/12)
- 19Ed Townsel vs. Western Kentucky (1/5/13)

Field Goal Percentage (min. 5 made)

- 1.000 (5-5)Kendrick Washington at ULM (2/16/13)
- .900 (9-10) ..Raeford Worsham at Central Arkansas (11/21/12)

Three-Point Field Goals Made

- 6Trey Finn at Western Kentucky (2/9/13)
- 6Cameron Golden at Troy (1/24/13)
- 6Ed Townsel vs. Lamar (11/25/12)

Three-Point Field Goals Attempted

- 15Ed Townsel vs. FIU (1/10/13)
- 11Trey Finn at Western Kentucky (2/9/13)
- 11Ed Townsel vs. ULM (1/19/13)

Three-Point Field Goal Percentage (min. 2 made)

- 1.000 (3-3)Marcus Hooten at UALR (3/2/13)
- 1.000 (3-3) ..Marcus Hooten vs. Florida Atlantic (1/26/13)

Free Throws Made

- 14Rakeem Dickerson vs. South Alabama (1/31/13)
- 10Brandon Peterson vs. UALR (2/14/13)
- 10Ed Townsel vs. Louisiana-Lafayette (12/27/12)

Free Throws Attempted

- 16Rakeem Dickerson vs. South Alabama (1/31/13)
- 11Brandon Peterson vs. UALR (2/14/13)
- 11Ed Townsel vs. Louisiana-Lafayette (12/27/12)

Free Throw Percentage (min. 4 made)

- 1.000 (6-6)Trey Finn vs. North Texas (2/2/13)
- 1.000 (6-6)Ed Townsel at Troy (1/24/13)
- 1.000 (6-6) ..Ed Townsel at Tennessee-Martin (11/16/12)
- 1.000 (5-5)Trey Finn vs. Troy (2/23/13)
- 1.000 (5-5)Brandon Peterson at ULM (2/16/13)
- 1.000 (4-4)Trey Finn vs. Troy (2/23/13)
- 1.000 (4-4) ..Kendrick Washington at North Texas (2/28/13)
- 1.000 (4-4)Trey Finn at North Texas (2/28/13)
- 1.000 (4-4)Trey Finn at ULM (2/16/13)
- 1.000 (4-4)Ed Townsel vs. UALR (2/14/13)

- 1.000 (4-4)Trey Finn vs. Florida Atlantic (1/26/13)
- 1.000 (4-4)Kendrick Washington vs. FIU (1/10/13)
- 1.000 (4-4)Ed Townsel at Kent State (12/22/12)
- 1.000 (4-4) Brandon Peterson at Central Arkansas (11/21/12)

Rebounds

- 17Brandon Peterson vs. Troy (3/9/13) ⚡
- 15Brandon Peterson vs. Arkansas-Monticello (11/13/12)

Assists

- 7Rakeem Dickerson vs. Western Kentucky (1/5/13)
- 6Rakeem Dickerson vs. Arkansas-Monticello (11/13/12)

Steals

- 7Ed Townsel vs. Lamar (11/25/12)
- 5Trey Finn vs. North Texas (2/2/13)
- 5Rakeem Dickerson at South Alabama (12/29/12)
- 5Brandon Peterson vs. Austin Peay (12/16/12)

Blocked Shots

- 4Brandon Peterson vs. Troy (2/23/13)
- 3Kelvin Downs vs. ULM (1/19/13)
- 3Brandon Peterson vs. Lamar (11/25/12)
- 3...Brandon Peterson vs. Arkansas-Monticello (11/13/12)
- 3Brandon Peterson at Dayton (11/10/12)

Turnovers

- 6Ed Townsel at Troy (1/24/13)
- 6Cameron Golden vs. Arkansas-Monticello (11/13/12)

⚡ — Sun Belt Conference Tournament

ARKANSAS STATE



Sun Belt Conference West Division Champions
2010-11 & 2012-13



2012-13 SEASON TEAM GAME HIGHS

2012-13 A-State Team Game Highs

Points

93vs. Lamar (11/25/12)
 87at ULM (2/16/13)
 87vs. Louisiana-Lafayette (12/27/12)
 86vs. UALR (2/14/13)
 77at Tennessee-Martin (11/16/12)

Field Goals Made

34vs. Lamar (11/25/12)
 29vs. Arkansas-Monticello (11/13/12)

Field Goal Attempts

73vs. Lamar (11/25/12)
 69at Tennessee-Martin (11/16/12)

Field Goal Percentage

.600 (27-45)at ULM (2/16/13)
 .547 (29-53)vs. Arkansas-Monticello (11/13/12)

Three-Point Field Goals Made

12at ULM (2/16/13)
 11vs. Lamar (11/25/12)

Three-Point Field Goal Attempts

33vs. FIU (1/10/13)
 28vs. North Texas (2/2/13)
 28at Tennessee-Martin (11/16/12)

Three-Point Field Goal Percentage

.550 (11-20)vs. Lamar (11/25/12)
 .480 (12-25)at ULM (2/16/13)

Free Throws Made

30vs. South Alabama (1/31/13)
 29vs. Louisiana-Lafayette (12/27/12)

Free Throw Attempts

43vs. South Alabama (1/31/13)
 37vs. Louisiana-Lafayette (12/27/12)

Free Throw Percentage

.882 (15-17)at North Texas (2/28/13)
 .875 (21-24)at ULM (2/16/13)

Rebounds

49vs. Lamar (11/25/12)
 47vs. Troy (3/9/12) ☼

Assists

20at ULM (2/16/13)
 15vs. Lamar (11/25/12)

Steals

19vs. Austin Peay (12/16/12)
 15vs. Lamar (11/25/12)

Blocked Shots

6vs. ULM (1/19/13)
 6vs. Arkansas-Monticello (11/13/12)

Turnovers

22vs. Arkansas-Monticello (11/13/12)
 19at Kent State (12/22/12)

Fouls

30at UALR (3/2/13)
 25vs. South Alabama (1/31/13)
 25at Louisiana-Lafayette (1/12/13)

☼ — Sun Belt Conference Tournament



ARKANSAS STATE





2012-13 SEASON BOX SCORES

1

A-STATE AT DAYTON Nov. 10, 2012 • Dayton, Ohio



Box Score
Arkansas State vs Dayton
11/10/12 2 pm at Dayton, Ohio



Arkansas State 61 • 0 1

xx Player	F	T	3P	R	A	Rebounds			PF	T	A	T	STK	FT	MIS	
						Off	Def	Total								
15 Peterson, Brandon	1	3	0	0	2	2	5	8	1	0	2	3	0	0	0	26
40 Washington, Kendrick	1	7	0	1	1	4	0	5	3	1	3	1	1	1	1	27
00 Golden, Cameron	0	2	0	1	1	1	1	2	0	0	1	1	0	0	0	10
02 Finly, Trey	0	2	1	4	1	2	2	4	0	0	4	3	0	0	0	30
01 Hodson, Marcus	0	2	0	3	0	2	1	3	1	2	1	0	0	0	0	24
04 Dickerson, Rakeem	1	1	1	1	0	1	0	1	0	3	3	1	0	0	0	9
14 Doreau, Kelvin	0	2	0	0	0	0	0	0	0	0	1	0	0	0	0	1
24 Townsend, Ed	5	13	3	6	1	2	3	5	3	4	1	0	1	0	0	32
35 Worsham, Raeford	0	1	0	1	0	1	0	2	0	0	0	0	0	0	0	3
Team	0	1	0	1	0	2	0	2	0	0	0	0	0	0	0	0
Totals	22-56	5-22	11-31	14	10	33	61	14	15	5	3	0	0	0	0	206
FG % last half	11-27	40.7%	2nd half	11-29	37.9%	Game	22-56	39.3%	Overtime							
3P % last half	4-11	36.4%	2nd half	2-10	20.0%	Game	6-21	27.9%	Overtime							
FT % last half	7-11	63.6%	2nd half	13-14	92.9%	Game	20-25	80.0%	Overtime							

Dayton 74 • 1 0

xx Player	F	T	3P	R	A	Rebounds			PF	T	A	T	STK	FT	MIS	
						Off	Def	Total								
05 Oliver, Devin	1	3	1	2	1	2	3	1	0	6	1	0	0	0	0	36
14 Robinson, James	1	3	1	1	1	1	2	4	1	0	1	0	1	0	0	30
01 Bennett, Josh	0	7	0	0	2	5	8	14	0	3	1	0	0	0	0	27
01 Dillard, Kevin	0	3	2	0	1	5	6	11	0	1	0	1	0	0	0	16
04 Sanford, Wes	0	7	3	0	1	0	0	1	2	0	2	0	0	0	0	30
11 Dandaneau, Brett	1	1	1	0	0	1	2	3	1	0	0	0	0	0	0	14
21 Parre, OJ'wayne	0	0	0	0	0	0	0	0	0	0	0	0	0	0	0	0
23 Woodruff, Brian	0	0	0	0	0	0	0	0	0	0	0	0	0	0	0	0
31 Chastain, Alex	0	2	0	0	0	1	3	4	0	3	2	0	0	0	0	10
40 Scott, Devon	0	2	0	0	0	0	0	0	0	0	1	1	0	0	0	19
Team	0	2	0	0	0	2	0	2	0	0	0	0	0	0	0	0
Totals	28-53	8-16	14-33	25	30	64	40	26	3	5	0	0	0	0	0	300
FG % last half	14-28	50.0%	2nd half	14-25	56.0%	Game	28-53	53.0%	Overtime							
3P % last half	4-9	44.4%	2nd half	4-9	44.4%	Game	8-18	44.4%	Overtime							
FT % last half	2-4	50.0%	2nd half	10-16	62.5%	Game	12-20	60.0%	Overtime							

Officials: Anthony Jordan, Lash Stribling, Mike/Hayden
Technical fouls: Arkansas State-None, Dayton-None.
Attendance: 11142

Arkansas State	Dayton
Score by quarters	1st 2nd 3rd 4th
Arkansas State	24 40 40 74
Dayton	24 40 74

Last PG - ASU 104-74, 60 2nd 90-42
Biggest lead - ASU 3-1 1:30-35, 65 by 1st 20-33

Score kept - 15 mins
Last changed - 15 mins

2

ARKANSAS-MONTICELLO AT A-STATE Nov. 13, 2012 • Jonesboro, Ark.



Box Score
Arkansas-Monticello vs Arkansas State
11/13/12 7pm at Jonesboro, Arkansas (Cottonwood Center)



Arkansas-Monticello 47 • 1 0

xx Player	F	T	3P	R	A	Rebounds			PF	T	A	T	STK	FT	MIS	
						Off	Def	Total								
05 MICKEYS, Dayton	1	2	1	0	1	2	3	1	0	1	0	1	0	1	1	29
30 TAYLOR, A.J.	1	4	0	0	4	3	7	11	0	0	0	0	0	0	0	30
30 GIBSON, Josh	0	2	1	0	0	1	4	5	0	1	2	0	0	0	0	18
31 MALIA, Michael	0	0	0	0	0	0	0	0	0	0	0	0	0	0	0	0
01 LEE, Karl	0	0	0	0	0	0	0	0	0	0	0	0	0	0	0	0
04 LEE, Ed Jr.	0	0	0	0	0	0	0	0	0	0	0	0	0	0	0	0
01 HIGDON, Jamal	0	1	0	0	0	0	0	0	0	0	0	0	0	0	0	4
03 ASHBAKIANER, Kam	2	3	0	1	1	3	1	4	0	0	0	0	0	0	0	7
10 SOTO, Brandon	0	0	0	0	0	0	0	0	0	0	0	0	0	0	0	0
12 NEHA, Kamon	2	2	1	0	0	1	2	3	0	0	0	0	0	0	0	14
23 CORBIN, Daric	0	0	0	0	0	0	0	0	0	0	0	0	0	0	0	0
24 RYAN, Amir	0	0	0	0	0	0	0	0	0	0	0	0	0	0	0	0
Team	0	1	1	1	1	1	1	2	0	0	0	0	0	0	0	0
Totals	15-54	3-20	6-12	13	13	26	13	47	7	21	1	1	0	0	0	250
FG % last half	8-20	40.0%	2nd half	7-16	43.8%	Game	15-54	27.8%	Overtime							
3P % last half	1-10	10.0%	2nd half	5-9	55.6%	Game	6-19	31.6%	Overtime							
FT % last half	5-7	71.4%	2nd half	1-2	50.0%	Game	6-9	66.7%	Overtime							

Officials: Ryan Fagan, Benjamin Treadwell, Vito Green
Technical fouls: Arkansas-Monticello-None, Arkansas State-None.
Attendance: 2748

Arkansas State	Arkansas-Monticello
Score by quarters	1st 2nd 3rd 4th
Arkansas State	13 10 16 14
Arkansas-Monticello	21 25 7 20

Last PG - ASU 71-47, 57.1% 2nd half
Biggest lead - ASU 11-10, 70.0 by 1st 20-33

Score kept - 15 mins
Last changed - 15 mins

Arkansas State 76 • 1 1

xx Player	F	T	3P	R	A	Rebounds			PF	T	A	T	STK	FT	MIS	
						Off	Def	Total								
15 Peterson, Brandon	1	6	0	2	5	6	11	7	1	0	1	0	0	0	0	30
40 Washington, Kendrick	1	4	0	5	4	2	6	12	2	1	3	0	4	1	1	31
00 Golden, Cameron	0	2	0	1	0	0	1	1	0	0	0	0	0	0	0	10
02 Finly, Trey	0	0	2	4	0	1	5	6	0	0	2	1	0	0	0	27
01 Hodson, Marcus	0	3	0	0	0	0	0	0	0	0	0	0	0	0	0	20
04 Dickerson, Rakeem	1	1	0	0	0	0	0	0	0	0	0	0	0	0	0	9
14 Doreau, Kelvin	0	1	0	0	0	0	0	0	0	0	0	0	0	0	0	9
23 Weaver, Jordan	0	1	0	0	0	0	0	0	0	0	0	0	0	0	0	9
24 Townsend, Ed	5	9	3	6	1	0	3	9	3	4	2	0	0	0	0	26
35 Worsham, Raeford	1	1	0	0	0	0	0	0	0	0	0	0	0	0	0	10
Team	0	1	0	0	0	0	0	0	0	0	0	0	0	0	0	0
Totals	25-53	9-20	1-17	14	25	40	76	24	6	2	6	1	0	0	0	305
FG % last half	12-31	38.7%	2nd half	13-22	59.1%	Game	25-53	47.2%	Overtime							
3P % last half	1-7	14.3%	2nd half	0-10	0.0%	Game	1-17	5.9%	Overtime							
FT % last half	4-7	57.1%	2nd half	5-9	55.6%	Game	9-17	52.9%	Overtime							

Officials: Ryan Fagan, Benjamin Treadwell, Vito Green
Technical fouls: Arkansas-Monticello-None, Arkansas State-None.
Attendance: 2748

Arkansas State	Arkansas-Monticello
Score by quarters	1st 2nd 3rd 4th
Arkansas State	21 25 7 20
Arkansas-Monticello	21 25 7 20

Last PG - ASU 71-47, 57.1% 2nd half
Biggest lead - ASU 11-10, 70.0 by 1st 20-33

Score kept - 15 mins
Last changed - 15 mins

ARKANSAS STATE

3

A-STATE AT TENNESSEE-MARTIN Nov. 16, 2012 • Martin, Tenn.



Box Score
Arkansas State vs Tennessee-Martin
11/16/12 7 pm at Elm Court, Martin, Tenn.



Arkansas State 77 • 2 1

xx Player	F	T	3P	R	A	Rebounds			PF	T	A	T	STK	FT	MIS	
						Off	Def	Total								
00 Golden, Cameron	1	2	1	4	3	5	8	1	0	0	0	0	0	0	0	32
02 Finly, Trey	1	4	2	2	3	6	8	14	0	0	1	0	0	0	0	45
01 Hodson, Marcus	1	3	0	1	0	2	2	4	1	0	2	0	0	0	0	26
00 Golden, Cameron	1	4	0	0	1	0	1	1	0	0	0	0	0	0	0	26
02 Finly, Trey	0	2	1	4	1	2	6	8	0	0	4	3	0	0	0	3



2012-13 SEASON BOX SCORES

5

LAMAR AT A-STATE Nov. 25, 2012 • Jonesboro, Ark.



Real Basketball Box Score - Game 7436 - Final Statistics
Lamar vs Arkansas State
11/25/12 8:00 p.m. at Convocation Center - Jonesboro, Ark.



#	Player	Total			3-PT			Rebounds			PF	TS	A	T	BLK	STL	MIN
		Pts	FG	FTA	Pct	FG	FTA	Pct	FT	OR							
02	Acosta, Noah	1	0-0	0-0	1	0	0	0	1	1	0	1	0	0	0	14	
05	Hitchcock, Nick	7	2-6	0-0	2	0	0	3	3	1	0	0	3	0	0	19	
06	Colson, Cameron	1	0-0	0-0	0	0	0	0	0	0	0	0	0	0	0	26	
07	Glendon, Kendrick	1	0-0	0-0	0	0	0	0	0	0	0	0	0	0	0	29	
08	Blaine, Kelvin	1	0-0	0-0	0	0	0	0	0	0	0	0	0	0	0	25	
11	Moser, Davony	9	1-9	1-3	4	0	1	1	1	0	0	0	2	0	0	31	
12	Wright, Jordan	0	0-0	0-0	0	0	0	0	0	0	0	0	0	0	0	16	
14	Downs, Kelvin	2	0-0	0-0	0	0	0	0	0	0	0	0	0	0	0	16	
15	Wardlaw, Jordan	3	0-0	0-0	0	0	0	0	0	0	0	0	0	0	0	16	
16	Wardlaw, Jordan	0	0-0	0-0	0	0	0	0	0	0	0	0	0	0	0	11	
22	Curran, Brian	0	0-0	0-0	0	0	0	0	0	0	0	0	0	0	0	11	
24	Norman, Sebastian	0	0-0	0-0	0	0	0	0	0	0	0	0	0	0	0	14	
25	Team	15-61	1-6	14-27	4	22	26	50	9	10	2	6	2	0	0	20	
FG % 3rd Qtr: 9-37 33.0% 2nd Ftr: 16-24 67.0% Game: 19-51 37.3% Double FT % 3rd Qtr: 1-4 25.0% 2nd Ftr: 4-11 36.4% Game: 5-8 62.5% Rebounds TS % 3rd Qtr: 1-2 50.0% 2nd Ftr: 12-18 66.7% Game: 14-17 82.4% 1																	

Arkansas State 93 • 4 • 1

#	Player	Total			3-PT			Rebounds			PF	TS	A	T	BLK	STL	MIN
		Pts	FG	FTA	Pct	FG	FTA	Pct	FT	OR							
11	Peterson, Brandon	7	5-9	0-0	2	3	5	12	1	2	3	0	0	0	0	29	
12	Washington, Kendrick	6	2-7	0-0	2	4	1	0	1	0	1	0	1	0	1	27	
06	Glendon, Kendrick	0	0-0	0-0	0	0	0	0	0	0	0	0	0	0	0	24	
08	Blaine, Kelvin	7	3-12	2-3	0	2	4	1	0	1	0	1	1	0	1	21	
04	Townsend, Ed	9	10-17	6-9	1	4	5	11	2	7	2	1	0	7	0	33	
01	Downs, Kelvin	0	0-0	0-0	0	0	0	0	0	0	0	0	0	0	0	16	
02	Acosta, Noah	1	0-0	0-0	0	0	0	0	0	0	0	0	0	0	0	17	
04	Peterson, Brandon	1	0-0	0-0	0	0	0	0	0	0	0	0	0	0	0	5	
14	Downs, Kelvin	1	0-0	0-0	0	0	0	0	0	0	0	0	0	0	0	13	
12	Wright, Jordan	1	0-0	0-0	0	0	0	0	0	0	0	0	0	0	0	19	
15	Wardlaw, Jordan	5	1-9	1-2	4	1	5	13	2	1	0	1	0	0	0	19	
22	Curran, Brian	0	0-0	0-0	0	0	0	0	0	0	0	0	0	0	0	4	
24	Norman, Sebastian	1	1-1	0-0	0	0	0	0	0	0	0	0	0	0	0	4	
25	Team	34-73	5-11	20-23	11	21	30	43	15	8	3	15	20	0	0	24	
FG % 3rd Qtr: 30-56 53.6% 2nd Ftr: 21-37 56.8% Game: 46-76 60.6% Double FT % 3rd Qtr: 5-6 83.3% 2nd Ftr: 21-25 84.0% Game: 12-28 42.9% Rebounds TS % 3rd Qtr: 5-6 83.3% 2nd Ftr: 21-25 84.0% Game: 14-21 66.7% 1																	

Officials: Brad Finner, Terry Olson, Tom Houshander
 Technical Fouls: Lamar None, Arkansas State None
 Attendance: 1947
 Score by periods: 1st 2nd 3rd 4th Total
 Lamar 21 32 53
 Arkansas State 23 20 53
 Lead by: Lamar 17-03:36, 45:14-46:00, 47:30-48:00
 Largest lead: 14 by 2:48:05, 45:14 by 2nd 00:27
 Last shot: Lamar 46:00, Arkansas State 46:00
 Shot clock: 1 min
 Last changed: 1 min

6

A-STATE AT FIU Nov. 29, 2012 • Miami, Fla.



Real Basketball Box Score - Game 7435 - Final Statistics
Arkansas State vs FIU
11/29/12 7:30 p.m. at US Century Bank Arena (Miami, Fla.)



#	Player	Total			3-PT			Rebounds			PF	TS	A	T	BLK	STL	MIN
		Pts	FG	FTA	Pct	FG	FTA	Pct	FT	OR							
06	Colson, Cameron	4	1-5	2-3	3	0	4	0	0	0	0	0	0	0	0	14	
02	Finn, Trey	4	1-0	3-5	1-0	2	3	5	1	1	2	2	1	1	0	36	
05	Hitchcock, Nick	4	2-8	0-2	1	4	1	1	2	0	0	0	0	0	0	14	
15	Peterson, Brandon	4	1-0	0-1	0	0	0	2	0	1	0	1	0	1	0	32	
06	Washington, Kendrick	3	1-0	0-0	3-4	6	1	7	4	1	0	1	0	1	0	31	
08	Blaine, Kelvin	1	1-2	0-0	0	0	1	1	1	1	1	1	1	1	0	23	
14	Downs, Kelvin	0	0-0	0-0	0	0	0	0	0	0	0	0	0	0	0	6	
12	Wright, Jordan	0	0-0	0-0	0	0	0	0	0	0	0	0	0	0	0	0	
34	Townsend, Ed	5	1-3	0-0	0	0	0	0	0	0	0	0	1	1	0	32	
35	Wardlaw, Jordan	0	0-0	0-0	0	0	0	0	0	0	0	0	0	0	0	11	
25	Team	23-53	8-22	7-17	19	14	33	51	10	15	4	9	20	0	0	20	
FG % 3rd Qtr: 30-56 53.6% 2nd Ftr: 19-31 61.3% Game: 23-50 46.0% Double FT % 3rd Qtr: 1-2 50.0% 2nd Ftr: 9-12 75.0% Game: 7-17 41.2% 1																	

FIU 80 • 2 • 2, 1-0 SBC

#	Player	Total			3-PT			Rebounds			PF	TS	A	T	BLK	STL	MIN
		Pts	FG	FTA	Pct	FG	FTA	Pct	FT	OR							
15	Bellevue, Corey	4	2-4	1-3	0	0	0	0	0	0	0	0	0	0	0	10	
10	Farjaly, Tyrone	4	1-1	1-3	1	0	1	1	2	0	0	0	0	0	0	20	
34	Sorrell, Malik	4	1-0	0-0	1-2	0	0	4	1	1	2	0	2	0	0	28	
23	Acosta, Noah	4	2-0	0-0	1-2	0	0	1	1	0	1	0	1	0	0	24	
34	De La Riba, Juan	4	2-0	0-0	0	0	0	1	2	0	1	0	0	0	0	14	
06	Downs, Kelvin	3	0-0	0-0	0	0	0	0	0	0	0	0	0	0	0	17	
08	Blaine, Kelvin	3	0-0	0-0	0	0	0	0	0	0	0	0	0	0	0	14	
08	Hill, Derek	3	0-0	0-0	2-2	0	0	2	0	1	0	0	0	0	0	11	
04	Parsons, Jimmy	3	1-1	1-0	0	0	0	1	1	0	0	1	1	0	0	10	
01	Park, Jeremy	2	0-0	0-0	0	0	0	0	0	0	0	0	0	0	0	10	
14	Farmas, Juan	1	0-0	0-0	0	0	0	0	0	0	0	0	0	0	0	20	
02	Acosta, Noah	1	0-0	0-0	0	0	0	0	0	0	0	0	0	0	0	12	
35	Lemps, Dee	0	0-0	0-0	0	0	0	0	0	0	0	0	0	0	0	0	
25	Team	32-53	8-15	8-11	9	25	34	68	19	19	3	9	20	0	0	24	
FG % 3rd Qtr: 34-56 60.7% 2nd Ftr: 19-37 51.4% Game: 33-64 51.6% Double FT % 3rd Qtr: 2-2 100.0% 2nd Ftr: 9-17 52.9% Game: 11-17 64.7% 1																	

Officials: Doug Simons, Ray Neal, Rick Haral
 Technical Fouls: Arkansas State None, FIU None
 Attendance: 774
 Score by periods: 1st 2nd 3rd 4th Total
 Arkansas State 35 26 61
 FIU 25 47 80
 Lead by: Arkansas State 10-03:05, FIU 20-02:14
 Largest lead: 25 by 0:03:12, FIU by 2nd 02:14
 Last shot: Arkansas State 02:14, FIU 02:14
 Shot clock: 1 min
 Last changed: 3 min

7

A-STATE AT FLORIDA ATLANTIC Dec. 1, 2012 • Boca Raton, Fla.



Real Basketball Box Score - Game 7435 - Final Statistics
Arkansas State vs Florida Atlantic
12/1/12 8:00 p.m. at FAU Arena-Boca Raton, Fla.



#	Player	Total			3-PT			Rebounds			PF	TS	A	T	BLK	STL	MIN
		Pts	FG	FTA	Pct	FG	FTA	Pct	FT	OR							
11	Peterson, Brandon	7	3-7	0-0	4	5	5	10	2	1	0	0	0	0	0	34	
06	Washington, Kendrick	7	5-9	0-0	2	6	9	1	1	2	2	1	1	0	1	35	
06	Colson, Cameron	0	2-7	1-5	2	1	2	1	2	0	0	0	0	0	0	20	
02	Finn, Trey	0	0-0	0-0	0	0	0	0	0	0	0	0	0	0	0	9	
08	Hoskins, Marcus	4	0-8	3-5	1-2	0-2	1	1	0	0	0	0	0	0	0	21	
08	Downs, Kelvin	1	0-0	0-0	0	0	0	0	0	0	0	0	0	0	0	14	
14	Downs, Kelvin	0	0-0	0-0	0	0	0	0	0	0	0	0	0	0	0	12	
15	Townsend, Ed	4	1-7	1-2	0	0	0	1	2	0	0	0	0	0	0	17	
15	Wardlaw, Jordan	4	1-2	1-2	0	0	0	7	4	1	0	0	0	0	0	23	
25	Team	23-50	7-19	16-24	11	26	37	20	6	17	2	4	20	0	0	20	
FG % 3rd Qtr: 11-25 44.0% 2nd Ftr: 10-31 32.3% Game: 18-48 37.5% Double FT % 3rd Qtr: 4-4 100.0% 2nd Ftr: 13-33 39.4% Game: 7-9 77.8% Rebounds TS % 3rd Qtr: 7-9 77.8% 2nd Ftr: 10-31 32.3% Game: 14-33 42.4% 1																	

Florida Atlantic 72 • 3 • 4, 1-1 SBC

#	Player	Total			3-PT			Rebounds			PF	TS	A	T	BLK	STL	MIN
		Pts	FG	FTA	Pct	FG	FTA	Pct	FT	OR							
11	McCoy, Jordan	9	2-0	0-0	1-2	1	3	4	1								



2012-13 SEASON BOX SCORES

17

A-STATE AT LOUISIANA-LAFAYETTE Jan. 12, 2013 • Lafayette, La.

ARKANSAS STATE 56 • 44 • 4 • 4 • 3 • 8
Arkansas State vs Louisiana - Lafayette
2/13 7:15 p.m. at Cajundome - Lafayette, La.



#	Player	Total		3-pt		Rebounds		PF	FT	A	T	Stk	Min
		FG	FTA	FTM	FTA	Off	Def						
15	Peterson, Brandon	7	23	0	1	0	2	1	3	4	0	2	34
40	Washington, Kenneth	7	24	0	0	1	3	3	5	7	0	3	20
05	Dickerson, Rakeem	6	24	0	1	0	3	4	2	1	0	0	17
02	Pinn, Trey	6	29	1	7	1	0	5	1	2	0	3	34
24	Townsend, Ed	6	24	2	12	0	2	4	3	0	1	0	14
04	Golden, Cameron	6	10	2	4	3	5	2	4	1	1	1	22
08	Hodson, Marcell	5	8	0	2	2	2	4	2	0	0	0	14
14	Dennis, Kelvin	5	1	0	0	0	0	1	0	1	2	1	21
35	Worsham, Rakeford	4	7	1	1	1	0	4	1	3	0	0	17
Totals		10	52	1	16	11	29	14	27	15	5	1	120
FG % last 6		9.24	27.5%	2nd half	9.30	31.3%	Game	10.00	34.0%	Deatrick Robinson			
FT % last 6		2.4	22.2%	2nd half	3.6	21.5%	Game	2.00	22.7%	Deatrick Robinson			
FT % last 6		4.10	40.0%	2nd half	3.10	43.3%	Game	16.50	55.1%	Deatrick Robinson			

Louisiana-Lafayette 61 • 7 • 12 • 3 • 8 • 8

#	Player	Total		3-pt		Rebounds		PF	FT	A	T	Stk	Min
		FG	FTA	FTM	FTA	Off	Def						
11	Long, Shanon	6	17	1	4	4	12	10	2	1	0	1	38
21	Boone, Bridge	6	10	0	1	2	5	3	5	3	1	0	32
04	Payton, Effrit	6	10	1	2	0	5	5	1	1	3	0	30
04	Woods, J. Shawn	6	10	0	0	1	4	3	3	2	0	0	25
04	Shepherd, Casey	6	4	3	5	2	2	7	3	1	3	2	17
09	Barnett, Cornell	5	2	0	0	0	0	1	4	3	2	0	17
03	Seto, Josh	3	6	1	2	1	2	3	4	0	0	0	17
22	LeBlanc, Aaron	3	0	0	0	0	0	2	0	0	0	0	5
31	Lynch, Bryson	3	0	0	0	0	2	3	2	3	1	0	5
Totals		20	52	1	16	11	29	14	27	15	5	1	120
FG % last 6		10.20	18.7%	2nd half	10.24	41.7%	Game	11.00	45.0%	Deatrick Robinson			
FT % last 6		4.10	40.0%	2nd half	3.30	40.0%	Game	6.50	40.0%	Deatrick Robinson			
FT % last 6		3.10	30.0%	2nd half	4.60	43.3%	Game	13.50	31.1%	Deatrick Robinson			

Officials: Bryson Davis, Rickey McAdams, Bruce Bell
 Technical Fouls: Arkansas State None, Louisiana-Lafayette None
 Attendance: 2046
 Last 6 - 451 (2nd-55, 31 3rd-50, 11 4th-50, 11 5th-50, 11 6th-50, 11 7th-50, 11 8th-50, 11 9th-50, 11 10th-50, 11 11th-50, 11 12th-50, 11 13th-50, 11 14th-50, 11 15th-50, 11 16th-50, 11 17th-50, 11 18th-50, 11 19th-50, 11 20th-50, 11 21st-50, 11 22nd-50, 11 23rd-50, 11 24th-50, 11 25th-50, 11 26th-50, 11 27th-50, 11 28th-50, 11 29th-50, 11 30th-50, 11 31st-50, 11 32nd-50, 11 33rd-50, 11 34th-50, 11 35th-50, 11 36th-50, 11 37th-50, 11 38th-50, 11 39th-50, 11 40th-50, 11 41st-50, 11 42nd-50, 11 43rd-50, 11 44th-50, 11 45th-50, 11 46th-50, 11 47th-50, 11 48th-50, 11 49th-50, 11 50th-50, 11 51st-50, 11 52nd-50, 11 53rd-50, 11 54th-50, 11 55th-50, 11 56th-50, 11 57th-50, 11 58th-50, 11 59th-50, 11 60th-50, 11 61st-50, 11 62nd-50, 11 63rd-50, 11 64th-50, 11 65th-50, 11 66th-50, 11 67th-50, 11 68th-50, 11 69th-50, 11 70th-50, 11 71st-50, 11 72nd-50, 11 73rd-50, 11 74th-50, 11 75th-50, 11 76th-50, 11 77th-50, 11 78th-50, 11 79th-50, 11 80th-50, 11 81st-50, 11 82nd-50, 11 83rd-50, 11 84th-50, 11 85th-50, 11 86th-50, 11 87th-50, 11 88th-50, 11 89th-50, 11 90th-50, 11 91st-50, 11 92nd-50, 11 93rd-50, 11 94th-50, 11 95th-50, 11 96th-50, 11 97th-50, 11 98th-50, 11 99th-50, 11 100th-50, 11 101st-50, 11 102nd-50, 11 103rd-50, 11 104th-50, 11 105th-50, 11 106th-50, 11 107th-50, 11 108th-50, 11 109th-50, 11 110th-50, 11 111th-50, 11 112th-50, 11 113th-50, 11 114th-50, 11 115th-50, 11 116th-50, 11 117th-50, 11 118th-50, 11 119th-50, 11 120th-50, 11 121st-50, 11 122nd-50, 11 123rd-50, 11 124th-50, 11 125th-50, 11 126th-50, 11 127th-50, 11 128th-50, 11 129th-50, 11 130th-50, 11 131st-50, 11 132nd-50, 11 133rd-50, 11 134th-50, 11 135th-50, 11 136th-50, 11 137th-50, 11 138th-50, 11 139th-50, 11 140th-50, 11 141st-50, 11 142nd-50, 11 143rd-50, 11 144th-50, 11 145th-50, 11 146th-50, 11 147th-50, 11 148th-50, 11 149th-50, 11 150th-50, 11 151st-50, 11 152nd-50, 11 153rd-50, 11 154th-50, 11 155th-50, 11 156th-50, 11 157th-50, 11 158th-50, 11 159th-50, 11 160th-50, 11 161st-50, 11 162nd-50, 11 163rd-50, 11 164th-50, 11 165th-50, 11 166th-50, 11 167th-50, 11 168th-50, 11 169th-50, 11 170th-50, 11 171st-50, 11 172nd-50, 11 173rd-50, 11 174th-50, 11 175th-50, 11 176th-50, 11 177th-50, 11 178th-50, 11 179th-50, 11 180th-50, 11 181st-50, 11 182nd-50, 11 183rd-50, 11 184th-50, 11 185th-50, 11 186th-50, 11 187th-50, 11 188th-50, 11 189th-50, 11 190th-50, 11 191st-50, 11 192nd-50, 11 193rd-50, 11 194th-50, 11 195th-50, 11 196th-50, 11 197th-50, 11 198th-50, 11 199th-50, 11 200th-50, 11 201st-50, 11 202nd-50, 11 203rd-50, 11 204th-50, 11 205th-50, 11 206th-50, 11 207th-50, 11 208th-50, 11 209th-50, 11 210th-50, 11 211st-50, 11 212nd-50, 11 213rd-50, 11 214th-50, 11 215th-50, 11 216th-50, 11 217th-50, 11 218th-50, 11 219th-50, 11 220th-50, 11 221st-50, 11 222nd-50, 11 223rd-50, 11 224th-50, 11 225th-50, 11 226th-50, 11 227th-50, 11 228th-50, 11 229th-50, 11 230th-50, 11 231st-50, 11 232nd-50, 11 233rd-50, 11 234th-50, 11 235th-50, 11 236th-50, 11 237th-50, 11 238th-50, 11 239th-50, 11 240th-50, 11 241st-50, 11 242nd-50, 11 243rd-50, 11 244th-50, 11 245th-50, 11 246th-50, 11 247th-50, 11 248th-50, 11 249th-50, 11 250th-50, 11 251st-50, 11 252nd-50, 11 253rd-50, 11 254th-50, 11 255th-50, 11 256th-50, 11 257th-50, 11 258th-50, 11 259th-50, 11 260th-50, 11 261st-50, 11 262nd-50, 11 263rd-50, 11 264th-50, 11 265th-50, 11 266th-50, 11 267th-50, 11 268th-50, 11 269th-50, 11 270th-50, 11 271st-50, 11 272nd-50, 11 273rd-50, 11 274th-50, 11 275th-50, 11 276th-50, 11 277th-50, 11 278th-50, 11 279th-50, 11 280th-50, 11 281st-50, 11 282nd-50, 11 283rd-50, 11 284th-50, 11 285th-50, 11 286th-50, 11 287th-50, 11 288th-50, 11 289th-50, 11 290th-50, 11 291st-50, 11 292nd-50, 11 293rd-50, 11 294th-50, 11 295th-50, 11 296th-50, 11 297th-50, 11 298th-50, 11 299th-50, 11 300th-50, 11 301st-50, 11 302nd-50, 11 303rd-50, 11 304th-50, 11 305th-50, 11 306th-50, 11 307th-50, 11 308th-50, 11 309th-50, 11 310th-50, 11 311st-50, 11 312nd-50, 11 313rd-50, 11 314th-50, 11 315th-50, 11 316th-50, 11 317th-50, 11 318th-50, 11 319th-50, 11 320th-50, 11 321st-50, 11 322nd-50, 11 323rd-50, 11 324th-50, 11 325th-50, 11 326th-50, 11 327th-50, 11 328th-50, 11 329th-50, 11 330th-50, 11 331st-50, 11 332nd-50, 11 333rd-50, 11 334th-50, 11 335th-50, 11 336th-50, 11 337th-50, 11 338th-50, 11 339th-50, 11 340th-50, 11 341st-50, 11 342nd-50, 11 343rd-50, 11 344th-50, 11 345th-50, 11 346th-50, 11 347th-50, 11 348th-50, 11 349th-50, 11 350th-50, 11 351st-50, 11 352nd-50, 11 353rd-50, 11 354th-50, 11 355th-50, 11 356th-50, 11 357th-50, 11 358th-50, 11 359th-50, 11 360th-50, 11 361st-50, 11 362nd-50, 11 363rd-50, 11 364th-50, 11 365th-50, 11 366th-50, 11 367th-50, 11 368th-50, 11 369th-50, 11 370th-50, 11 371st-50, 11 372nd-50, 11 373rd-50, 11 374th-50, 11 375th-50, 11 376th-50, 11 377th-50, 11 378th-50, 11 379th-50, 11 380th-50, 11 381st-50, 11 382nd-50, 11 383rd-50, 11 384th-50, 11 385th-50, 11 386th-50, 11 387th-50, 11 388th-50, 11 389th-50, 11 390th-50, 11 391st-50, 11 392nd-50, 11 393rd-50, 11 394th-50, 11 395th-50, 11 396th-50, 11 397th-50, 11 398th-50, 11 399th-50, 11 400th-50, 11 401st-50, 11 402nd-50, 11 403rd-50, 11 404th-50, 11 405th-50, 11 406th-50, 11 407th-50, 11 408th-50, 11 409th-50, 11 410th-50, 11 411st-50, 11 412nd-50, 11 413rd-50, 11 414th-50, 11 415th-50, 11 416th-50, 11 417th-50, 11 418th-50, 11 419th-50, 11 420th-50, 11 421st-50, 11 422nd-50, 11 423rd-50, 11 424th-50, 11 425th-50, 11 426th-50, 11 427th-50, 11 428th-50, 11 429th-50, 11 430th-50, 11 431st-50, 11 432nd-50, 11 433rd-50, 11 434th-50, 11 435th-50, 11 436th-50, 11 437th-50, 11 438th-50, 11 439th-50, 11 440th-50, 11 441st-50, 11 442nd-50, 11 443rd-50, 11 444th-50, 11 445th-50, 11 446th-50, 11 447th-50, 11 448th-50, 11 449th-50, 11 450th-50, 11 451st-50, 11 452nd-50, 11 453rd-50, 11 454th-50, 11 455th-50, 11 456th-50, 11 457th-50, 11 458th-50, 11 459th-50, 11 460th-50, 11 461st-50, 11 462nd-50, 11 463rd-50, 11 464th-50, 11 465th-50, 11 466th-50, 11 467th-50, 11 468th-50, 11 469th-50, 11 470th-50, 11 471st-50, 11 472nd-50, 11 473rd-50, 11 474th-50, 11 475th-50, 11 476th-50, 11 477th-50, 11 478th-50, 11 479th-50, 11 480th-50, 11 481st-50, 11 482nd-50, 11 483rd-50, 11 484th-50, 11 485th-50, 11 486th-50, 11 487th-50, 11 488th-50, 11 489th-50, 11 490th-50, 11 491st-50, 11 492nd-50, 11 493rd-50, 11 494th-50, 11 495th-50, 11 496th-50, 11 497th-50, 11 498th-50, 11 499th-50, 11 500th-50, 11 501st-50, 11 502nd-50, 11 503rd-50, 11 504th-50, 11 505th-50, 11 506th-50, 11 507th-50, 11 508th-50, 11 509th-50, 11 510th-50, 11 511st-50, 11 512nd-50, 11 513rd-50, 11 514th-50, 11 515th-50, 11 516th-50, 11 517th-50, 11 518th-50, 11 519th-50, 11 520th-50, 11 521st-50, 11 522nd-50, 11 523rd-50, 11 524th-50, 11 525th-50, 11 526th-50, 11 527th-50, 11 528th-50, 11 529th-50, 11 530th-50, 11 531st-50, 11 532nd-50, 11 533rd-50, 11 534th-50, 11 535th-50, 11 536th-50, 11 537th-50, 11 538th-50, 11 539th-50, 11 540th-50, 11 541st-50, 11 542nd-50, 11 543rd-50, 11 544th-50, 11 545th-50, 11 546th-50, 11 547th-50, 11 548th-50, 11 549th-50, 11 550th-50, 11 551st-50, 11 552nd-50, 11 553rd-50, 11 554th-50, 11 555th-50, 11 556th-50, 11 557th-50, 11 558th-50, 11 559th-50, 11 560th-50, 11 561st-50, 11 562nd-50, 11 563rd-50, 11 564th-50, 11 565th-50, 11 566th-50, 11 567th-50, 11 568th-50, 11 569th-50, 11 570th-50, 11 571st-50, 11 572nd-50, 11 573rd-50, 11 574th-50, 11 575th-50, 11 576th-50, 11 577th-50, 11 578th-50, 11 579th-50, 11 580th-50, 11 581st-50, 11 582nd-50, 11 583rd-50, 11 584th-50, 11 585th-50, 11 586th-50, 11 587th-50, 11 588th-50, 11 589th-50, 11 590th-50, 11 591st-50, 11 592nd-50, 11 593rd-50, 11 594th-50, 11 595th-50, 11 596th-50, 11 597th-50, 11 598th-50, 11 599th-50, 11 600th-50, 11 601st-50, 11 602nd-50, 11 603rd-50, 11 604th-50, 11 605th-50, 11 606th-50, 11 607th-50, 11 608th-50, 11 609th-50, 11 610th-50, 11 611st-50, 11 612nd-50, 11 613rd-50, 11 614th-50, 11 615th-50, 11 616th-50, 11 617th-50, 11 618th-50, 11 619th-50, 11 620th-50, 11 621st-50, 11 622nd-50, 11 623rd-50, 11 624th-50, 11 625th-50, 11 626th-50, 11 627th-50, 11 628th-50, 11 629th-50, 11 630th-50, 11 631st-50, 11 632nd-50, 11 633rd-50, 11 634th-50, 11 635th-50, 11 636th-50, 11 637th-50, 11 638th-50, 11 639th-50, 11 640th-50, 11 641st-50, 11 642nd-50, 11 643rd-50, 11 644th-50, 11 645th-50, 11 646th-50, 11 647th-50, 11 648th-50, 11 649th-50, 11 650th-50, 11 651st-50, 11 652nd-50, 11 653rd-50, 11 654th-50, 11 655th-50, 11 656th-50, 11 657th-50, 11 658th-50, 11 659th-50, 11 660th-50, 11 661st-50, 11 662nd-50, 11 663rd-50, 11 664th-50, 11 665th-50, 11 666th-50, 11 667th-50, 11 668th-50, 11 669th-50, 11 670th-50, 11 671st-50, 11 672nd-50, 11 673rd-50, 11 674th-50, 11 675th-50, 11 676th-50, 11 677th-50, 11 678th-50, 11 679th-50, 11 680th-50, 11 681st-50, 11 682nd-50, 11 683rd-50, 11 684th-50, 11 685th-50, 11 686th-50, 11 687th-50, 11 688th-50, 11 689th-50, 11 690th-50, 11 691st-50, 11 692nd-50, 11 693rd-50, 11 694th-50, 11 695th-50, 11 696th-50, 11 697th-50, 11 698th-50, 11 699th-50, 11 700th-50, 11 701st-50, 11 702nd-50, 11 703rd-50, 11 704th-50, 11 705th-50, 11 706th-50, 11 707th-50, 11 708th-50, 11 709th-50, 11 710th-50, 11 711st-50, 11 712nd-50, 11 713rd-50, 11 714th-50, 11 715th-50, 11 716th-50, 11 717th-50, 11 718th-50, 11 719th-50, 11 720th-50, 11 721st-50, 11 722nd-50, 11 723rd-50, 11 724th-50, 11 725th-50, 11 726th-50, 11 727th-50, 11 728th-50, 11 729th-50, 11 730th-50, 11 731st-50, 11 732nd-50, 11 733rd-50, 11 734th-50, 11 735th-50, 11 736th-50, 11 737th-50, 11 738th-50, 11 739th-50, 11 740th-50, 11 741st-50, 11 742nd-50, 11 743rd-50, 11 744th-50, 11 745th-50, 11 746th-50, 11 747th-50, 11 748th-50, 11 749th-50, 11 750th-50, 11 751st-50, 11 752nd-50, 11 753rd-50, 11 754th-50, 11 755th-50, 11 756th-50, 11 757th-50, 11 758th-50, 11 759th-50, 11 760th-50, 11 761st-50, 11



2012-13 SEASON BOX SCORES

21 SOUTH ALABAMA AT A-STATE Jan. 31, 2013 • Jonesboro, Ark.



Rival Basketball Box Score - Game Today - Final Statistics
South Alabama vs Arkansas State
12/31 7:00 p.m. at Commodore Center - Jonesboro, Ark.



Final Score: South Alabama 52 - 119, 8 - 4 (SBC)

Player	Total			3-PT			Rebounds			FT	A	T	Blk	Stl	Pts
	FG	FTA	FTM	FG	FTA	FTM	OFF	DEF	TOT						
11 Rubin, Augustine	1	2-3	0-0	1-1	5-5	3	1	2	0	0	0	0	0	1	2
22 Conner, Dru	0	1-4	1-2	1-2	0-3	3	4	3	4	0	0	0	0	0	25
33 Stevens, Benjamin	0	0-0	0-0	2-3	1-2	3	2	0	2	0	0	0	0	0	20
12 Allen, Andrew	0	2-4	0-2	1-3	1-3	4	5	9	0	0	0	0	0	0	16
15 Anderson, Mychal	0	3-13	0-1	1-3	4	5	4	1	2	1	2	0	0	0	23
35 Anderson, Trey	1	2-6	1-3	2-4	0	1	2	2	5	4	0	1	0	0	27
35 Wright, Warrald	0	0-0	0-0	0-0	0-0	2	3	1	0	1	0	1	0	0	14
10 Jenkins, Walter	1	2-6	0-0	0-0	0-0	0	0	2	2	0	0	0	0	0	11
32 Carter, Zevon	0	0-0	0-0	1-2	2-3	5	0	11	0	0	2	3	2	0	25
Team															
Totals		130-650	1-13	22-31	7	37	34	20	0	5	10	8	0	20	
FG % last Hfr	11-25	44.0%	1st Hfr	0-5	0.0%	Game	19-92	20.6%							Deatari
FT % last Hfr	1-2	50.0%	1st Hfr	1-2	50.0%	Game	2-8	25.0%							Nequias
FT % last Hfr	4-19	21.1%	1st Hfr	10-11	90.9%	Game	20-31	64.5%							

Arkansas State 74 • 13-8, 7-5 (SBC)

Player	Total			3-PT			Rebounds			FT	A	T	Blk	Stl	Pts
	FG	FTA	FTM	FG	FTA	FTM	OFF	DEF	TOT						
15 Peterson, Brandon	1	3-7	0-0	0-1	1-5	6	5	0	0	2	1	1	0	0	31
33 Golden, Cameron	0	0-0	0-0	0-0	0-0	0	0	0	0	2	0	0	0	0	12
33 Fini, Trey	0	1-1	0-0	0-0	0-0	5	9	1	1	0	0	0	0	0	28
35 Hopkin, Marcus	0	3-12	1-3	3-4	1-3	4	2	3	0	0	0	0	0	0	24
24 Townsend, Ed	0	4-9	1-4	2-5	1-2	3	4	13	2	1	2	0	0	0	28
35 Dickerson, Raekwon	1	2-5	0-0	1-0-1	1	2	3	10	1	2	0	0	0	0	28
11 Weaver, Jordan	0	0-0	0-0	0-0	0-0	0	0	0	0	2	0	0	0	0	28
45 Washington, Kendrick	1	5-9	0-0	1-3	3-6	6	6	0	0	0	0	0	0	0	20
Team		25-55	4-14	10-24	4	25	43	25	74	4	17	3	0	0	200
Totals		130-650	1-13	22-31	7	37	34	20	0	5	10	8	0	20	
FG % last Hfr	10-26	38.5%	1st Hfr	10-26	38.5%	Game	19-92	20.6%							Deatari
FT % last Hfr	1-1	100.0%	1st Hfr	1-2	50.0%	Game	2-8	25.0%							Nequias
FT % last Hfr	0-15	0.0%	1st Hfr	12-16	75.0%	Game	19-34	55.9%							

Officials: Tom O'Neil, Shane Pope, Brian Gray
Arkansas State vs South Alabama - Game 1 - Final Statistics
2/1/13 7:00 p.m. at Moppy Center - Murfreesboro, Tenn.

Player	pts	reb	ast	blk	stl	ft	off	def	pts	reb	ast	blk	stl	ft
South Alabama	52	35	10	8	2	20	5	10	8	2	0	0	0	20
Arkansas State	74	35	12	7	6	20	4	17	3	0	0	0	0	20

Lead FG - 11:24 South Ala. 11-25, 44.0% vs 11:24 Ark. 1-5, 20.0%
Lead Rebs - 11:24 South Ala. 11-25 vs 11:24 Ark. 5-9

22 NORTH TEXAS AT A-STATE Jan. 26, 2013 • Jonesboro, Ark.



Rival Basketball Box Score - Game Today - Final Statistics
North Texas vs Arkansas State
2/27 7:00 p.m. at Commodore Center - Jonesboro, Ark.



North Texas 66 • 8-16, 3-10 SBC

Player	Total			3-PT			Rebounds			FT	A	T	Blk	Stl	Pts
	FG	FTA	FTM	FG	FTA	FTM	OFF	DEF	TOT						
12 Williams, Tony	1	6-17	2-3	0-0	0-0	7	3	3	34	1	1	1	1	1	44
33 Williams, Aubrey	0	2-10	0-1	0-0	2-2	1	3	2	10	1	2	0	1	0	42
34 Hordley, F.J.	0	2-4	0-0	1-2	0-2	2	2	4	0	0	0	0	0	0	32
22 Williams, Jordan	0	0-15	0-7	0-0	0-0	6	15	0	0	0	0	0	0	0	30
33 Franklin, Rager	0	3-9	0-1	1-2	1-10	5	7	0	0	0	0	0	0	0	23
22 Overstreet, Clark	0	2-3	1-2	1-2	0-1	1	1	1	6	1	0	0	0	0	10
33 Stojilovic, Niko	1	1-1	1-2	1-2	0-0	2	2	4	0	0	0	0	0	0	21
44 Coleman, Keith	1	2-0	0-0	0-0	0-0	2	2	2	2	0	0	0	0	0	9
Team															
Totals		23-63	7-18	13-33	14	28	42	17	66	7	12	2	5	0	225
FG % last Hfr	20-50	40.0%	1st Hfr	10-25	40.0%	Game	22-60	36.7%							Deatari
FT % last Hfr	4-6	66.7%	1st Hfr	15-16	93.8%	Game	15-20	75.0%							Nequias
FT % last Hfr	2-9	22.2%	1st Hfr	2-4	50.0%	Game	10-13	76.9%							

Arkansas State 74 • 14-8, 0-5 SBC

Player	Total			3-PT			Rebounds			FT	A	T	Blk	Stl	Pts
	FG	FTA	FTM	FG	FTA	FTM	OFF	DEF	TOT						
15 Peterson, Brandon	1	6-7	0-0	2-2	2-4	6	0	0	0	1	0	1	0	0	31
33 Golden, Cameron	0	6-13	0-0	2-4	2-2	2	4	2	10	1	3	0	0	0	23
33 Fini, Trey	0	3-12	0-0	0-0	1-6	1	6	1	0	0	0	0	0	0	12
35 Hopkin, Marcus	0	1-3	0-0	0-0	0-0	0	0	0	0	0	0	0	0	0	28
24 Townsend, Ed	0	3-12	1-7	0-0	1-4	5	1	15	2	0	0	0	0	0	41
35 Dickerson, Raekwon	1	2-4	1-1	1-2	1-1	2	0	0	0	0	0	0	0	0	22
11 Weaver, Jordan	1	2-5	0-0	1-0-1	1	2	3	10	1	2	0	0	0	0	28
35 Washington, Kendrick	1	5-9	0-0	1-3	3-6	6	6	0	0	0	0	0	0	0	20
Team		22-64	6-20	12-25	10	28	44	16	74	11	7	4	0	0	225
Totals		22-64	6-20	12-25	10	28	44	16	74	11	7	4	0	0	225
FG % last Hfr	17-27	63.0%	1st Hfr	9-20	45.0%	Game	12-34	35.3%							Deatari
FT % last Hfr	3-4	75.0%	1st Hfr	3-4	75.0%	Game	3-4	75.0%							Nequias
FT % last Hfr	4-7	57.1%	1st Hfr	13-16	81.3%	Game	9-13	69.2%							

Officials: Wade Wyatt-Tate, Dan Snyder, Billy Dwyer
North Texas vs Arkansas State - Game 1 - Final Statistics
2/27 7:00 p.m. at Commodore Center - Jonesboro, Ark.

Player	pts	reb	ast	blk	stl	ft	off	def	pts	reb	ast	blk	stl	ft
North Texas	66	22	13	7	6	20	5	10	8	2	0	0	0	20
Arkansas State	74	35	12	7	6	20	4	17	3	0	0	0	0	20

Lead FG - 07:00 NT 11-25, 44.0% vs 07:00 ASU 1-5, 20.0%
Lead Rebs - 07:00 NT 11-25 vs 07:00 ASU 5-9

ARKANSAS STATE

23 A-STATE AT MIDDLE TENNESSEE Feb. 7, 2013 • Murfreesboro, Tenn.



Rival Basketball Box Score - Game Today - Final Statistics
Arkansas State vs Middle Tennessee
2/7/13 7:00 p.m. at Moppy Center - Murfreesboro, Tenn.



Final Score: Arkansas State 60 • 14-9, 8-6 SBC

Player	Total			3-PT			Rebounds			FT	A	T	Blk	Stl	Pts
	FG	FTA	FTM	FG	FTA	FTM	OFF	DEF	TOT						
14 Downs, Keith	1	4-5	0-0	0-0	1-2	4	4	2	0	0	0	0	0	0	18
15 Peterson, Brandon	1	1-5	0-0	2-2	4-4	3	4	3	0	0	0	0	0	0	20
33 Golden, Cameron	0	0-10	0-0	2-4	1-4	0	2	15	0	0	0	0	0	0	10
33 Fini, Trey	0	1-2	1-2	1-1	1-2	0	0	0	0	0	0	0	0	0	18
24 Townsend, Ed	0	1-5	0-1	1-2	1-1	1	1	0	0	0	0	0	0	0	04
35 Dickerson, Raekwon	0	2-4	0-0	1-2	1-4	4	8	0	1	1	0	0	0	0	22
35 Hopkin, Marcus	0	2-6	1-1	5-6	0-2	2	10	2	0	0	0	0	0	0	22
11 Weaver, Jordan	0	3-4	0-0	1-2	1-4	4	8	0	1	1	0	0	0	0	10
35 Wortham, Rakeford	2	0-1	1-2	1-1	1-2	1	1	2	0	1	0	0	0	0	17
45 Washington, Kendrick	0	0-3	0-0	0-0	0-1	2	3	0	1	0	0	0	0	0	19
Team		19-52	7-11	18-25	11	29	31	0	13	0	0	0	0	0	200
Totals		130-650	1-13	22-31	7	37	34	20	0	5	10	8	0	20	
FG % last Hfr	7-23	30.4%	1st Hfr	10-24	41.7%	Game	19-52	36.5%							Deatari
FT % last Hfr	1-2	50.0%	1st Hfr	11-17	64.7%	Game	6-11	54.5%							Nequias
FT % last Hfr	4-9	44.4%	1st Hfr	11-17	64.7%	Game	19-33	57.6%							



2012-13 SEASON BOX SCORES

25

UALR at A-STATE

Feb. 14, 2013 • Jonesboro, Ark.

26

A-STATE at ULM

Feb. 16, 2013 • Monroe, La.



RHBI Baseball Box Score - Game Total - Final Statistics
UALR at Arkansas State
2/14/13 7:00 pm First Eng Coliseum - Jonesboro, Ark.



UALR 62 • 15-11, 9-6 SEC

No.	Player	Total		3-Pr		Rebouts		IP	TP	A	T.O.	BK	SH	SB
		F	R	F	R	F	R							
11	Deer, Leroy	1	2	0	0	1	1	0	0	1	1	0	1	0
3	White, James	4	7	0	0	1	2	3	9	0	0	0	0	22
44	Jones, Joshua	3	5	0	0	2	2	3	8	0	1	0	1	17
34	Higgins, John	0	3	1	4	0	0	0	1	1	2	0	1	29
30	Dickson, Rameem	0	2	0	0	0	0	0	7	0	0	0	0	22
24	Gilley, Josh	1	2	3	2	1	2	4	11	2	2	4	1	28
58	Crass, Kerry	2	5	2	3	0	0	2	2	0	0	2	0	16
19	Holtzen, Cameron	1	2	0	0	1	1	1	7	0	0	0	0	1
35	Quay, Ted	0	1	0	0	0	0	0	0	0	0	0	0	0
19	Lockhart, Tregent	0	1	0	0	0	0	1	1	0	0	0	0	0
25	Neighbour, Will	0	0	0	0	0	0	0	1	0	0	0	0	0
55	Leeper, Gus	0	1	0	0	0	0	0	0	0	0	0	0	0
Total		20	59	6	14	20	20	20	62	7	16	4	1	4

FG % last half: 10-26 38% 3rd half: 10-35 46% Game: 18-55 37%
FT % last half: 2-7 28% 3rd half: 3-7 43% Game: 5-15 33%
FT % last half: 7-10 70% 3rd half: 7-10 70% Game: 14-20 70%



RHBI Baseball Box Score - Game Total - Final Statistics
Arkansas State vs ULM
2/16/13 4:30 pm First Eng Coliseum - Monroe, La.



Arkansas State 87 • 17-9, 11-6 SEC

No.	Player	Total		3-Pr		Rebouts		IP	TP	A	T.O.	BK	SH	SB
		F	R	F	R	F	R							
15	Peterson, Brandon	1	5	0	0	5	5	3	7	1	1	1	1	2
40	Washington, Kendrick	1	5	0	0	4	6	6	6	2	1	0	1	3
00	Holtzen, Cameron	0	5	0	0	0	0	1	0	1	1	1	0	1
04	Rain, Trey	0	5	0	0	5	6	4	4	1	1	1	0	1
00	Golden, Cameron	0	2	1	0	0	0	0	0	0	0	0	0	0
08	Dickson, Rameem	0	5	0	0	2	2	0	1	1	0	0	0	0
04	Wardham, Raeford	0	5	0	0	2	2	0	1	1	0	0	0	0
04	Pierre, Josh	0	0	0	0	0	0	0	0	0	0	0	0	0
14	Drewes, Kevin	1	1	0	0	0	0	0	0	0	0	0	0	0
13	Wheeler, Jordan	1	1	0	0	0	0	0	0	0	0	0	0	0
04	Yonemori, Eric	1	1	0	0	0	0	0	0	0	0	0	0	0
05	Wardham, Raeford	2	2	1	2	0	0	0	0	0	0	0	0	0
40	Brown, Kristopher	0	0	0	0	0	0	0	0	0	0	0	0	0
Total		27	45	12	25	21	24	6	22	18	6	7	1	6

FG % last half: 11-24 46% 3rd half: 14-13 66% Game: 25-37 68%
FT % last half: 7-14 50% 3rd half: 5-11 45% Game: 12-25 48%
FT % last half: 9-16 56% 3rd half: 11-15 73% Game: 20-31 65%

Arkansas State 06 • 10-9, 10-6 SEC

No.	Player	Total		3-Pr		Rebouts		IP	TP	A	T.O.	BK	SH	SB
		F	R	F	R	F	R							
15	Peterson, Brandon	1	5	0	0	5	5	1	2	1	1	1	1	2
40	Washington, Kendrick	1	5	0	0	4	6	2	3	2	0	0	1	3
00	Golden, Cameron	0	2	0	0	0	0	0	0	0	0	0	0	0
04	Rain, Trey	0	2	0	0	2	2	0	1	1	0	0	0	0
08	Dickson, Rameem	0	2	0	0	0	0	0	0	0	0	0	0	0
04	Wardham, Raeford	0	2	0	0	0	0	0	0	0	0	0	0	0
06	Golden, Cameron	0	1	0	0	0	0	0	0	0	0	0	0	0
04	Pierre, Josh	1	1	0	0	0	0	0	0	0	0	0	0	0
14	Drewes, Kevin	0	1	0	0	0	0	0	0	0	0	0	0	0
13	Wheeler, Jordan	0	1	0	0	0	0	0	0	0	0	0	0	0
44	Townsend, Ed	0	1	0	0	0	0	0	0	0	0	0	0	0
18	Wardham, Raeford	0	1	0	0	0	0	0	0	0	0	0	0	0
24	Brown, Kristopher	0	0	0	0	0	0	0	0	0	0	0	0	0
Total		20	51	0	0	24	33	15	18	14	10	5	1	6

FG % last half: 13-27 48% 3rd half: 12-24 50% Game: 25-51 49%
FT % last half: 4-11 36% 3rd half: 4-11 36% Game: 8-22 36%
FT % last half: 10-16 62% 3rd half: 11-11 100% Game: 21-27 78%

ULM 54 • 4-10, 3-13 SEC

No.	Player	Total		3-Pr		Rebouts		IP	TP	A	T.O.	BK	SH	SB
		F	R	F	R	F	R							
00	Jensen, Jayson	1	3	0	0	1	2	4	0	1	0	0	0	0
14	Brown, Hillman	1	3	0	0	1	2	4	0	1	0	0	0	0
04	McCrory, P.J.	0	2	0	0	0	0	0	0	0	0	0	0	0
00	Hoadley, Trent	0	2	0	0	0	0	0	0	0	0	0	0	0
10	Oldham, Amos	0	1	0	0	0	0	0	0	0	0	0	0	0
14	Stacy, Kyle	0	1	0	0	0	0	0	0	0	0	0	0	0
14	Lindsey, Trey	0	0	0	0	0	0	0	0	0	0	0	0	0
Total		10	42	0	0	1	3	10	0	1	0	0	0	0

FG % last half: 10-21 48% 3rd half: 8-11 73% Game: 18-32 56%
FT % last half: 2-3 67% 3rd half: 1-6 17% Game: 3-9 33%
FT % last half: 11-17 64% 3rd half: 1-6 17% Game: 12-23 52%

Official: Tom D'Amico, Kerry Stone, Ben Zook
Technical Ref: Mark Hovak, Andrew Thomas, Brandon Anderson, Mike
Time: 1:13 2nd Half: 1:05
Attendance: 442
Notes: 1-13 2nd Half: 1:05
Attendance: 442

Official: R-Frank Ripstein, U-Louis DeLoe, U-Houston Porter
Technical Ref: Mike Hovak, Andrew Thomas, Brandon Anderson, Mike
Attendance: 442
Notes: 1-13 2nd Half: 1:05
Attendance: 442

2

TROY at A-STATE

Feb. 23, 2013 • Jonesboro, Ark.

20

A-STATE at NORTH TEXAS

Feb. 28, 2013 • Denton, Texas



RHBI Baseball Box Score - Game Total - Final Statistics
Troy at Arkansas State
2/23/13 7:00 pm First Eng Coliseum - Jonesboro, Ark.



Troy 50 • 11-10, 6-12 SEC

No.	Player	Total		3-Pr		Rebouts		IP	TP	A	T.O.	BK	SH	SB
		F	R	F	R	F	R							
34	Troy chambers	1	3	0	0	0	0	0	0	0	0	0	0	0
40	Antione Myers	0	6	1	3	1	4	7	3	2	1	0	1	26
00	Emil Jones	1	2	0	0	1	4	4	2	1	1	0	1	26
11	Hunter Williams	0	4	1	2	0	0	1	4	1	0	0	0	20
35	Brandon Jeffries	0	1	0	0	0	0	0	0	0	0	0	0	0
00	Jeff Nuttally	0	1	0	0	0	0	0	0	0	0	0	0	0
22	Terrin Carlson	1	1	0	0	0	0	0	0	0	0	0	0	0
10	Josh Wilson	0	1	0	0	0	0	0	0	0	0	0	0	0
35	Wesley Hinton	0	0	0	0	0	0	0	0	0	0	0	0	0
Total		13	35	2	3	1	10	24	15	5	0	0	0	4

FG % last half: 7-17 41% 3rd half: 12-16 75% Game: 19-33 58%
FT % last half: 0-2 0% 3rd half: 3-11 27% Game: 3-13 23%
FT % last half: 0-2 0% 3rd half: 11-18 61% Game: 11-20 55%



RHBI Baseball Box Score - Game Total - Final Statistics
Arkansas State vs North Texas
2/28/13 7:00 pm at The Super Pit - Denton, Texas



Arkansas State 50 • 10-10, 12-7 SEC

No.	Player	Total		3-Pr		Rebouts		IP	TP	A	T.O.	BK	SH	SB
		F	R	F	R	F	R							
40	Washington, Kendrick	1	2	0	0	4	7	1	3	1	0	0	0	1
00	Golden, Cameron	0	0	0	0	0	0	0	0	0	0	0	0	0
02	Rain, Trey	0	2	0	0	0	0	0	0	0	0	0	0	0
06	Holtzen, Cameron	0	0	0	0	0	0	0	0	0	0	0	0	0
15	Peterson, Brandon	0	4	0	0	0	0	0	0	0	0	0	0	0
00	Dickson, Rameem	0	4	0	0	0	0	0	0	0	0	0	0	0
14	Drewes, Kevin	2	7	0	0	0	0	0	0	0	0	0	0	0
14	Wardham, Raeford	0	4	0	0	0	0	0	0	0	0	0	0	0
Total		17	36	0	0	1	10	20	30	1	0	0	0	0

FG % last half: 7-13 54% 3rd half: 10-13 77% Game: 17-26 65%
FT % last half: 1-1 0% 3rd half: 1-1 0% Game: 2-2 0%
FT % last half: 0-2 0% 3rd half: 5-7 71% Game: 5-17 29%

Arkansas State 18 • 10-9, 12-6 SEC

No.	Player	Total		3-Pr		Rebouts		IP	TP	A	T.O.	BK	SH	SB
		F	R	F	R	F	R							
15	Peterson, Brandon	1	7	0	0	0	0	9	9	1	1	0	1	1
40	Washington, Kendrick	1	1	0	0	0	0	0	0	0	0	0	0	0
00	Golden, Cameron	0	3	0	0	0	0	0	0	0	0	0	0	0
04	Rain, Trey	0	2	0	0	0	0	0	0	0	0	0	0	0
00	Holtzen, Cameron	0	2	0	0	0	0	0	0	0	0	0	0	0
04	Dickson, Rameem	1	3	0	0	0	0	0	0	0	0	0	0	0
14	Drewes, Kevin	0	2	0	0	0	0	0	0	0	0	0	0	0
24	Townsend, Ed	0	1	0	0	0	0	0	0	0	0	0	0	0
18	Wardham, Raeford	0	0	0	0	0	0	0	0	0	0	0	0	0
Total		10	47	0	0	0	0	9	31	16	11	4	0	6

FG % last half: 9-15 60% 3rd half: 12-16 75% Game: 21-31 68%
FT % last half: 0-2 0% 3rd half: 3-11 27% Game: 3-13 23%
FT % last half: 0-2 0% 3rd half: 11-18 61% Game: 11-20 55%

North Texas



THIS IS A-STATE MEN'S BASKETBALL



ARKANSAS STATE



Sun Belt Conference West Division Champions
2010-11 & 2012-13



2013-14 OPPONENTS



JACKSON STATE

Location: Jackson, Miss.
 Enrollment: 9,500
 Nickname: Tigers
 Colors: Blue and White
 Conference: Southwestern Athletic
 President: Dr. Carolyn Meyers
 Athletics Director: Dr. Vivian L. Fuller
 Arena: Lee. E. Williams AAC
 Capacity: 8,000
 Bskb Contact: Wesley Peterson
 Office/Cell: (601) 979-5899/503-5898
 E-mail: wesley.peterson@jsums.edu
 Website: www.jsutigers.com

2012-13 Record: 11-18
 2012-13 Conf. Record: 9-9
 Letterwinners R/L: 2/12
 Starters R/L: 1/4
 Newcomers: 9
 Head Coach: Wayne Brent
 Alma Mater: Northeast Louisiana '89
 Record at JSU (Yrs.): First Year
 Career Record (Yrs.): First Year
 Assistant Coaches: Cason Burk,
 Hennssy Auriantal, Desuan Dixon

GAME 1



TENNESSEE-MARTIN

Location: Martin, Tenn.
 Enrollment: 8,400
 Nickname: Skyhawks
 Colors: Navy Blue and Orange
 Conference: Ohio Valley
 Chancellor: Dr. Thomas A. Rakes
 Athletics Director: Phil Dane
 Arena: Kathleen and Tom Elam Center
 Capacity: 5,000
 Bskb Contact: Ryne Rickman
 Office: (731) 881-7632/(270) 703-2601
 E-mail: rickman@utm.edu

Website: www.UTMSports.com
 2012-13 Record: 9-21
 2012-13 Conf. Record: 5-11
 Letterwinners R/L: 11/3
 Starters R/L: 4/1
 Newcomers: 5
 Head Coach: Jason James
 Alma Mater: Graceland '00
 Record at UTM (Yrs.): 29-94 (5)
 Career Record (Yrs): 29-94 (5)
 Assistant Coaches: Lance Egnatz,
 Dion Real, Andres Irazabal,
 Mark Halsell

GAME 2



WYOMING

Location: Laramie, Wyo.
 Enrollment: 13,992
 Nickname: Cowboys
 Colors: Brown and Gold
 Conference: Mountain West
 President: Robert J. Sternberg
 Athletics Director: Tom Burman
 Arena: Arena-Auditorium
 Capacity: 15,000
 Bskb Contact: Amil Anderson
 Office/Cell: (307) 766-2257/(605) 677-7833
 E-mail: aander59@uwyo.edu

Website: www.GoWYO.com
 2012-13 Record: 20-14
 2012-13 Conf. Record: 4-12
 Letterwinners R/L: 10/3
 Starters R/L: 3/2
 Newcomers: 5
 Head Coach: Larry Shyatt
 Alma Mater: Wooster '73
 Record at UW (Yrs.): 60-35 (3)
 Career Record (Yrs): 130-119 (8)
 Assistant Coaches: Scott Duncan,
 Jeremy Shyatt, Allen Edwards

GAME 3



COLORADO

Location: Boulder, Colo.
 Enrollment: 29,884
 Nickname: Buffaloes (Bufs)
 Colors: Silver, Black, & Gold
 Conference: Pac-12
 President: Bruce Benson
 Chancellor: Phil DiStefano
 Athletics Director: Rick George
 Arena: Coors Events Center
 Capacity: 11,064
 Bskb Contact: Andrew R. Green
 Office/Cell: (303) 492-3812/(720) 470-9780

E-mail: andrew.green@colorado.edu
 Website: www.CUBuffs.com
 2012-13 Record: 21-12
 2012-13 Conf. Record: 10-8
 Letterwinners R/L: 8/4
 Starters R/L: 4/1
 Newcomers: 4
 Head Coach: Tad Boyle
 Alma Mater: Kansas '85
 Record at UC (Yrs.): 69-38 (4)
 Career Record (Yrs.): 125-104 (7)
 Assistant Coaches: Jean Prieoleau,
 Mike Rohn, Rodney Billups

GAME 4



CENTRAL ARKANSAS

Location: Conway, Ark.
 Enrollment: 11,578
 Nickname: Bears
 Colors: Purple and Gray
 Conference: Southland
 President: Tom Courtney
 Athletics Director: Dr. Brad Teague
 Arena: Farris Center
 Capacity: 5,000
 Bskb SID: Steve East
 Office: (501) 450-5743
 Email: seast@uca.edu
 Website: www.ucasports.com

2012-13 Record: 13-17
 2012-13 Conf. Record: 7-11
 Letterwinners R/L: 8/4
 Starters R/L: 2/3
 Newcomers: 10
 Head Coach: Clarence Finley (interim)
 Alma Mater: UAPB '78
 Record at UCA (Yrs.): First Year
 Career Record (Yrs.): 0-0 (1)
 Assistant Coaches: James E.
 Johnson, Chris Sartorius, Keith
 Richardson Jr.

GAME 5





2013-14 OPPONENTS



LAMAR

Location: Beaumont, Texas
 Enrollment: 14,054
 Nickname: Cardinals
 Colors: Red and White
 Conference: Southland
 President: Dr. Kenneth R. Evans
 Athletics Director: Jason Henderson
 Arena: Montagne Center
 Capacity: 10,080
 Bskb Contact: James Dixon
 Office: (409) 880-8329
 Email: james.dixon@lamar.edu
 Website: www.lamarcardinals.com

2012-13 Record: 3-28
 2012-13 Conf. Record: 1-17
 Letterwinners R/L: 6/4
 Starters R/L: 3/2
 Newcomers: 7
 Head Coach: Pat Knight
 Alma Mater: Indiana '95
 Record at LU (Yrs.): 26-40 (2)
 Career Record (Yrs.): 76-101 (6)
 Assistant Coaches: Kermit Holmes,
 Scott Wagers, Sherron Wilkerson

GAME 6



NIAGARA

Location: Niagara University, N.Y.
 Enrollment: 3,744
 Nickname: Purple Eagles
 Colors: Purple and White
 Conference: Metro Atlantic Athletic
 President: Rev. James J. Maher
 Athletics Director: TBD
 Arena: 'Taps' Gallagher Center
 Capacity: 2,100
 Bskb Contact: Derick Thornton
 Office: (716) 286-8588
 E-mail: dthornton@niagara.edu
 Website: www.PurpleEagles.com

2012-13 Record: 19-14
 2012-13 Conf. Record: 13-5
 Letterwinners R/L: 4/8
 Starters R/L: 2/3
 Newcomers: 10
 Head Coach: Chris Casey
 Alma Mater: Western Connecticut
 State '86
 Record at NU (Yrs.): First Year
 Career Record (Yrs.): 89-81 (6)
 Assistant Coaches: Marc Rybczyk,
 Will Lanier, Kareem Brown

GAME 7



NEBRASKA

Location: Lincoln, Neb.
 Enrollment: 24,207
 Nickname: Cornhuskers, Huskers
 Colors: Scarlet and Cream
 Conference: Big Ten
 Chancellor: Harvey S. Perlman
 Athletics Director: Shawn Eichorst
 Arena: Pinnacle Bank Arena
 Capacity: 15,100
 Bskb Contact: Shamus McKnight
 Office/Cell: (402) 472-2263/
 540-0268
 E-mail: smcknight@huskers.com

Website: www.Huskers.com
 2012-13 Record: 15-18
 2012-13 Conf. Record: 5-13
 Letterwinners R/L: 9/4
 Starters R/L: 3/2
 Newcomers: 4
 Head Coach: Tim Miles
 Alma Mater: Mary '89
 Record at UN (Yrs.): 15-18 (1)
 Career Record (Yrs.): 298-238 (18)
 Assistant Coaches: Chris
 Harriman, Craig Smith, Kenya
 Hunter

GAME 8



TOLEDO

Location: Toledo, Ohio
 Enrollment: 21,500
 Nickname: Rockets
 Colors: Midnight Blue and Gold
 Conference: Mid-American
 President: Dr. Lloyd A. Jacobs
 Athletics Director: Mike O'Brien
 Arena: John F. Savage Arena
 Capacity: 7,300
 Bskb Contact: Steve Easton
 Office/Cell: (419) 530-4921/
 262-3953
 E-mail: steven.easton@utoledo.edu

Website: www.utrockets.com
 2012-13 Record: 15-13
 2012-13 Conf. Record: 10-6
 Letterwinners R/L: 5/3
 Starters R/L: 4/1
 Newcomers: 8
 Head Coach: Tod Kowalczyk
 Alma Mater: Minnesota-Duluth '89
 Record at UT (Yrs.): 38-58 (3)
 Career Record (Yrs.): 174-170 (11)
 Assistant Coaches: Jason Kalsow,
 Jason Kemp, Jordan Mincy

GAME 9



MARSHALL

Location: Huntington, W.Va.
 Enrollment: 14,000
 Nickname: Thundering Herd
 Colors: Green and White
 Conference: Conference USA
 President: Dr. Stephen J. Kopp
 Athletics Director: Mike Hamrick
 Arena: Cam Henderson Center
 Capacity: 9,043
 Bskb Contact: Steven Schoon
 Office/Cell: (304) 696-2418/(620)
 218-1693
 E-mail: schoon@marshall.edu

Website: www.herdzone.com
 2012-13 Record: 13-19
 2012-13 Conf. Record: 6-10
 Letterwinners R/L: 5/7
 Starters R/L: 1/4
 Newcomers: 8
 Head Coach: Tom Herrion
 Alma Mater: Merrimack '89
 Record at MU (Yrs.): 56-45 (3)
 Career Record (Yrs.): 136-83 (7)
 Assistant Coaches: Mark Cline,
 Dino Presley, Josh King

GAME 10

ARKANSAS STATE



2013-14 OPPONENTS

GAME 11

SOUTHERN ARKANSAS

Location: Magnolia, Ark.
 Enrollment: 3,404
 Nickname: Muleriders
 Colors: Royal Blue and Gold
 Conference: Great American
 President: Dr. David F. Ranklin
 Athletics Director: Steve Browning
 Arena: W.T. Watson Center
 Capacity: 1,800
 Bskb Contact: Daniel Gallegos
 Office/Cell: (870) 235-4104/(501) 442-2930
 E-mail: sausid@saumag.edu

Website: www.muleriderathletics.com
 2012-13 Record: 10-17
 2012-13 Conf. Record: 6-14
 Letterwinners R/L: 1/10
 Starters R/L: 1/4
 Newcomers: 12
 Head Coach: Andy Sharpe
 Alma Mater: Reinhardt (Ga.) '02
 Record at SAU (Yrs.): 10-17 (1)
 Career Record (Yrs.): 178-87 (8)
 Assistant Coaches: David Anderson, Orlando Martinez



UT ARLINGTON

Location: Arlington, Texas
 Enrollment: 33,500
 Nickname: Mavericks
 Colors: Royal Blue, Orange & White
 Conference: Sun Belt
 President: Dr. Vistasp Karbhari
 Athletics Director: Jim Baker
 Arena: College Park Center
 Capacity: 7,000
 Bskb Contact: Art Garcia
 Office/Cell: (817) 450-5743/797-8379
 E-mail: artgarcia@uta.edu
 Website: www.utamavs.com

2012-13 Record: 19-14
 2012-13 Conf. Record: 11-7
 Letterwinners R/L: 7/4
 Starters R/L: 2/3
 Newcomers: 5
 Head Coach: Scott Cross
 Alma Mater: UT Arlington '88
 Record at UTA (Yrs.): 122-96 (8)
 Career Record (Yrs.): 122-96 (8)
 Assistant Coaches: Greg Young, Zak Buncic, Andrae Patterson

GAME 12/25



TEXAS STATE

Location: San Marcos, Texas
 Enrollment: 35,568
 Nickname: Bobcats
 Colors: Maroon and Gold
 Conference: Sun Belt
 President: Dr. Denise M. Trauth
 Athletics Director: Dr. Larry Teis
 Arena: Strahan Coliseum
 Capacity: 7,200
 Bskb Contact: Rob Beuerlein
 Office/Cell: (512) 245-4692/
 (832) 279-0327
 Email: rb60@txstate.edu

Website: www.txstatebobcats.com
 2012-13 Record: 12-22
 2012-13 Conf. Record: 5-13
 Letterwinners R/L: 7/7
 Starters R/L: 4/1
 Newcomers: 6
 Head Coach: Danny Kaspar
 Alma Mater: North Texas '78
 Record at TSU (Yrs): First Year
 Career Record (Yrs.): 246-141 (13)
 Assistant Coaches: Rob Flaska, Talvin Hester, Terrence Rencher

GAME 13/26



TROY

Location: Troy, Ala.
 Enrollment: 25,000
 Nickname: Trojans
 Colors: Cardinal, Black & Silver
 Conference: Sun Belt
 Chancellor: Dr. Jack Hawkins, Jr.
 Athletics Director: John Hartwell
 Arena: Trojan Arena
 Capacity: 5,200
 Bskb Contact: Joe St. Pierre
 Office/Cell: (334) 670-5654/
 (603) 475-8548
 E-mail: jst.pierre@troy.edu

Website: www.TroyTrojans.com
 2012-13 Record: 12-21
 2012-13 Conf. Record: 6-14
 Letterwinners R/L: 7/3
 Starters R/L: 3/2
 Newcomers: 6
 Head Coach: Phil Cunningham
 Alma Mater: Campbellsville '90
 Record at TU (Yrs): First Year
 Career Record (Yrs.): First Year
 Assistant Coaches: Marcus Grant, Ben Fletcher, Billy Begley

GAME 14/20



Sun Belt Conference West Division Champions 2010-11 & 2012-13



ARKANSAS STATE



2013-14 OPPONENTS



SOUTH ALABAMA

Location: Mobile, Ala.
 Enrollment: 15,311
 Nickname: Jaguars
 Colors: Blue, Red and White
 Conference: Sun Belt
 Acting President: Dr. John Smith
 Athletics Director: Dr. Joel Erdmann
 Arena: Mitchell Center
 Capacity: 10,000
 Bskb Contact: Matt Horne
 Office/Cell: (251) 414-8184/
 (912) 536-5806
 E-mail:

mhome@southalabama.edu
 Website: www.usajaguars.com
 2012-13 Record: 17-13
 2012-13 Conf. Record: 14-6
 Letterwinners R/L: 5/7
 Starters R/L: 3/2
 Newcomers: 8
 Head Coach: Matthew Graves
 Alma Mater: Butler '98
 Record at USA (Yrs.): First Year
 Career Record (Yrs.): First Year
 Assistant Coaches: Darnell Archev,
 Dan Matic, Russ Willemsen

GAME 15/23



GEORGIA STATE

Location: Atlanta, Ga.
 Enrollment: 32,000
 Nickname: Panthers
 Colors: Blue and White
 Conference: Sun Belt
 President: Mark Becker
 Athletics Director: Cheryl L. Levick
 Arena: GSU Sports Arena
 Capacity: 3,800
 Bskb Contact: Mike Holmes
 Office/Cell: (404) 413-4033/259-9716
 Email: rholmes@gsu.edu
 Website: www.GeorgiaStateSports.com

2012-13 Record: 15-16
 2012-13 Conf. Record: 10-8
 Letterwinners R/L: 10/5
 Starters R/L: 4/1
 Newcomers: 4
 Head Coach: Ron Hunter
 Alma Mater: Miami (Ohio) '86
 Record at GSU (Yrs.): 37-28 (2)
 Career Record (Yrs.): 311-247 (19)
 Assistant Coaches: Darryl
 LaBarrie, Everick Sullivan, Claude
 Pardue

GAME 16/28



WESTERN KENTUCKY

Location: Bowling Green, Ky.
 Enrollment: 21,124
 Nickname: Hilltoppers
 Colors: Red and White
 Conference: Sun Belt
 President: Dr. Gary A. Ransdell
 Athletics Director: Todd Stewart
 Arena: E.A. Diddle Arena
 Capacity: 8,000
 Bskb Contact: Michael Schroeder
 Office/Cell: (270) 745-5045/
 799-8984
 E-mail: michael.schroeder@wku.edu

Website: www.wkusports.com
 2012-13 Record: 20-16
 2012-13 Conf. Record: 10-10
 Letterwinners R/L: 8/7
 Starters R/L: 4/1
 Newcomers: 6
 Head Coach: Ray Harper '85
 Alma Mater: Kentucky Wesleyan
 Record at WKU (Yrs.): 31-24 (2)
 Career Record (Yrs.): 373-87 (14)
 Assistant Coaches: Lawrence
 Brennenman, David Boyden, Shawn
 Forrest

GAME 17/22



UALR

Location: Little Rock, Ark.
 Enrollment: 12,927
 Nickname: Trojans
 Colors: Maroon, Silver, & Black
 Conference: Sun Belt
 Chancellor: Dr. Joel E. Anderson
 Athletics Director: Chris Peterson
 Arena: Jack Stephens Center
 Capacity: 5,600
 Bskb Contact: Patrick Newton
 Office/Cell: (501) 683-7003/
 859-4537
 E-mail: pcnewton@ualr.edu

Website: www.ualrtrojans.com
 2012-13 Record: 17-15
 2012-13 Conf. Record: 11-9
 Letterwinners R/L: 8/4
 Starters R/L: 4/1
 Newcomers: 3
 Head Coach: Steve Shields
 Alma Mater: Baylor '88
 Record at UALR (Yrs.): 164-143 (10)
 Career Record (Yrs.): 164-143 (10)
 Assistant Coaches: Joe Kleine,
 Charles Cunningham, Robert Lee

GAME 18/27



**Sun Belt Conference West Division Champions
 2010-11 & 2012-13**

ARKANSAS STATE



2013-14 OPPONENTS

GAME 19/29



ULM

Location: Monroe, La.
 Enrollment: Warhawks
 Nickname: Warhawks
 Colors: Maroon and Gold
 Conference: Sun Belt
 President: Dr. Nick Bruno
 Athletics Director: Brian Wickstrom
 Arena: Fant-Ewing Coliseum
 Capacity: 7,000
 Bskb Contact: Robbie Kleinmuntz
 Office/Cell: (318) 342-5462/
 (847) 912-5380
 Email: kleinmuntz@ulm.edu

Website: www.ulmwarhawks.com
 2012-13 Record: 4-23
 2012-13 Conf. Record: 3-17
 Letterwinners R/L: 7/4
 Starters R/L: 4/1
 Newcomers: 9
 Head Coach: Keith Richard
 Alma Mater: ULM '82
 Record at ULM (Yrs.): 14-73 (3)
 Career Record (Yrs.): 164-190 (12)
 Assistant Coaches: Ryan Cross,
 Lonnie Cooper, J.A. Anglin, Fabio
 Ribeiro



LYON

Location: Batesville, Ark.
 Enrollment: 600
 Nickname: Scots
 Colors: Navy, Crimson & Vegas
 Gold
 Conference: American Midwest
 President: Dr. Donald Weatherman
 Athletics Director: Kevin Jenkins
 Arena: James C. Becknell
 Gymnasium
 Capacity: 1,600
 Bskb Contact: John Krueger
 Office/Cell: (760) 307-7516/(936)

332-9332
 E-mail: john.krueger@lyon.edu
 Website: www.lyonscots.com
 2012-13 Record: 9-20
 2012-13 Conf. Record: 5-11
 Letterwinners R/L: 7/7
 Starters R/L: 3/2
 Newcomers: 8
 Head Coach: Chad Tapp
 Alma Mater: Taylor '05
 Record at LC (Yrs.): First Year
 Career Record (Yrs.): 47-47 (3)
 Assistant Coaches: Kyle Hanaway

GAME 21



LOUISIANA-LAFAYETTE

Location: Lafayette, La.
 Enrollment: 15,418
 Nickname: Ragin' Cajuns
 Colors: Vermillion and White
 Conference: Sun Belt
 President: Dr. E. Joseph Savoie
 Athletics Director: Scott Farmer
 Arena: Cajundome
 Capacity: 13,500
 Bskb Contact: Brian McCann
 Office/Cell: (337) 482-6331/
 (216) 798-6376
 E-mail: bjms269@louisiana.edu

Website: www.ragincajuns.com
 2012-13 Record: 13-20
 2012-13 Conf. Record: 8-12
 Letterwinners R/L: 10/3
 Starters R/L: 5/0
 Newcomers: 5
 Head Coach: Bob Marlin
 Alma Mater: Mississippi State
 Record at ULL (Yrs.): 43-51 (4)
 Career Record (Yrs.): 268-192 (16)
 Assistant Coaches: Neil Hardin,
 Kevin Johnson, Gus Hauser

GAME 24/30





ALL-TIME SERIES RECORDS

All-Time Series Records

OPPONENT	W	L	FIRST MTG.	LAST MTG.
Abilene Christian	18	7	'54-55	'95-96
Air Force	1	3	'64-65	'02-03
Alabama	0	1	'69-70	'69-70
Alabama State	1	0	'10-11	'10-11
American College (P.R.)	1	0	'87-88	'87-88
Alabama A&M	1	0	'98-99	'98-99
Alabama-Birmingham (UAB)	0	1	'85-86	'85-86
Appalachian State	1	1	'90-91	'91-92
Arkansas	0	3	'26-27	'86-87
Arkansas-Little Rock (UALR)	43*	29	'27-28	'12-13
Arkansas-Monticello	9	3	'27-28	'12-13
Arkansas-Pine Bluff	4*	0	'66-67	'05-06
Arkansas Tech	17*	15	'32-33	'06-07
Armour Tech (Ill.)	0	4	'35-36	'38-39
Athletes in Action	3	0	'69-70	'75-76
Auburn	1	0	'79-80	'79-80
Augustana (Ill.)	0	1	'41-42	'41-42
Austin College (Tex.)	2	0	'53-54	'54-55
Austin Peay	12*	15	'52-53	'12-13
Baker (Kan.)	2	0	'79-80	'81-82
Ball State	2	0	'07-08	'08-09
Baylor	3	1	'83-84	'98-99
Belhaven	1	0	'83-84	'83-84
Belmont	4	1	'80-81	'10-11
Beloit (Wisc.)	0	5	'41-42	'46-47
Bethel (Tenn.)	6	2	'53-54	'59-60
Bowling Green (Ohio)	1*	2	'50-51	'06-07
Boston College	0	2	'90-91	'01-02
Bradley	0	1	'46-47	'46-47
Briar Cliff	1	0	'01-02	'01-02
Buffalo State (N.Y.)	0	1	'59-60	'59-60
Cal Poly SLO	1	1	'97-98	'97-98
Canisus	1	0	'97-98	'97-98
Centenary	11	11	'46-47	'04-05
Central Arkansas	20	18	'27-28	'12-13
Central Baptist	4	0	'07-08	'10-11
Central Florida	3	0	'90-91	'91-92
Central Illinois	0	2	'31-32	'31-32
Central Methodist	1	0	'01-02	'01-02
Central Missouri State	3	0	'56-57	'64-65
Central Oklahoma	1	0	'76-77	'76-77
Chaminade	1	0	'86-87	'86-87
Chicago State	1	2	'40-41	'86-87
Christian Brothers (Tenn.)	8	2	'70-61	'73-74
Cincinnati	1	1	'88-89	'89-90
Citadel	4	5	'61-62	'72-73
Clemson	0	1	'06-07	'06-07
Coastal Carolina	1	0	'87-88	'87-88
Colorado	0	1	'90-91	'90-91
Colorado State	0	3	'87-88	'95-96
Concordia (Mo.)	2	4	'30-31	'46-47
Corpus Christi	2	1	'71-72	'02-03
Creighton	2	0	'88-89	'88-89
Culver-Stockton	2	0	'76-77	'80-81
Dartmouth	1	0	'00-01	'00-01
Dayton	0	1	'12-13	'12-13
Delta State	21	14	'48-49	'74-75
Denver	10*	14	'68-69	'11-12
DePaul	0	4	'38-39	'45-46
DePauw	1	0	'59-60	'59-60

OPPONENT	W	L	FIRST MTG.	LAST MTG.
Drake	0	2	'72-73	'73-74
Drexel	1	0	'90-91	'90-91
East Carolina	1	2	'64-65	'00-01
Eastern Kentucky	4	1	'44-45	'89-90
Eastern Illinois	1	5	'31-32	'07-08
Eastern Michigan	1	0	'81-82	'81-82
East Tennessee State	2	4	'64-65	'67-68
East Texas Baptist	1	1	'77-78	'86-87
East Texas State	0	2	'52-53	'52-53
Evangel	1	0	'83-84	'83-84
Evansville	0	2	'59-60	'78-79
Florence State	2	0	'53-54	'53-54
Florida Atlantic	4*	5	'06-07	'12-13
Florida International (FIU)	19*	8	'85-86	'12-13
Florida Southern	1	1	'58-59	'59-60
Florida State	1	1	'52-53	'53-54
Freed-Hardeman	0*	0	'05-06	'05-06
Gannon (Pa.)	0	1	'50-51	'50-51
Georgia	0	3	'88-89	'10-11
Georgia Southern	3	4	'71-72	'05-06
Georgia State	1	1	'95-96	'95-96
Grambling State	1	0	'89-90	'89-90
Hamline (Minn.)	0	1	'48-49	'48-49
Hampton	1	0	'04-05	'04-05
Hardin-Simmons	7	1	'75-76	'79-80
Harding (Ark.)	7	2	'34-35	'03-04
Hawaii	1	0	'97-98	'97-98
Henderson State	13	7	'30-31	'51-52
Hendrix (Ark.)	15	9	'35-36	'55-56
Houston	1	4	'66-67	'92-93
Houston Baptist	6	0	'72-73	'92-93
Illinois College	0	2	'26-27	'26-27
Illinois State	0	4	'34-35	'45-46
Illinois Wesleyan	1	0	'61-62	'61-62
Indiana State	1	3	'47-48	'09-10
Iowa	1	0	'85-86	'85-86
Iowa State	0	1	'99-00	'99-00
Jackson State	8	3	'65-66	'01-02
Jacksonville	8	7	'91-92	'97-98
James Madison	0	2	'93-94	'94-95
Kansas Newman	1	0	'83-84	'83-84
Kansas State	0	1	'76-77	'76-77
Kansas State-Pittsburg	8	5	'47-48	'62-63
Kent State	1	2	'50-51	'12-13
Kentucky	0	1	'44-45	'44-45
Kentucky Wesleyan	1	4	'67-68	'69-70
Lamar	35	46	'61-62	'12-13
Lambuth (Tenn.)	4	3	'36-37	'74-75
Lawrence Tech (Mich.)	0	3	'47-48	'50-51
Liberty	2	0	'03-04	'04-05
Lincoln Christian	0	1	'27-28	'27-28
Lincoln (Mo.)	1	1	'66-67	'02-03
Lombard	0	1	'29-30	'29-30
Loras (Iowa)	0	2	'40-41	'40-41
Louisiana College	2	1	'62-63	'66-67
Louisiana-Lafayette	25	42	'63-64	'12-13
Louisiana-Monroe (ULM)	30*	22	'54-55	'12-13
Louisiana State	1	2	'86-87	'90-91
Louisville	0	3	'47-48	'11-12

2013-14 Opponents in Bold

ARKANSAS STATE

Sun Belt Conference West Division Champions
2010-11 & 2012-13



ALL-TIME SERIES RECORDS

All-Time Series Records

OPPONENT	W	L	FIRST MTG.	LAST MTG.
Louisiana Tech	26	42	'51-52	'00-01
Loyola (Ill.)	1	11	'26-27	'41-42
Loyola (La.)	2	2	'59-60	'65-66
Lyon College	35*	17	'26-27	'11-12
Marshall	1	0	'88-89	'88-89
Md.-Baltimore County	1	0	'88-89	'88-89
Mayfield	4	0	'28-29	'28-29
MacMurray	2	0	'07-08	'07-08
McMurray (Tex.)	0	1	'58-59	'58-59
McNeese State	12	25	'54-55	'00-01
Memphis	26	33	'27-28	'10-11
Mercer	2	2	'72-73	'80-81
Mexico University	2	0	'40-41	'46-47
Miami (Ohio)	0	1	'65-66	'65-66
Middle Tennessee	12*	15	'47-48	'12-13
Midwestern (Tex.)	2	1	'54-55	'71-72
Milliken	1	6	'26-27	'47-48
Mississippi	9	19	'26-27	'10-11
Mississippi State	2	9	'50-51	'05-06
Mississippi Valley State	1	4	'82-83	'09-10
Missouri	0	5	'79-80	'96-97
Missouri Baptist	1	0	'82-83	'82-83
Missouri-Kansas City	6	0	'87-88	'02-03
Missouri-Rolla	8*	1	'62-63	'05-06
Missouri State	25	38	'30-31	'11-12
Missouri Valley	1	0	'85-86	'85-86
Monmouth	1	1	'93-94	'06-07
Montana	0	1	'81-82	'81-82
Morgan State	4	0	'87-88	'90-91
Morris Brown	1	0	'00-01	'00-01
Murray State	10	21	'35-36	'12-13
Navy	0	1	'78-79	'78-79
Nebraska	0	1	'88-89	'88-89
Nevada-Las Vegas (UNLV)	0	2	'77-78	'84-85
Nevada	1	2	'80-81	'01-02
New Mexico	0	1	'97-98	'97-98
New Mexico State	3	4	'62-63	'04-05
New Orleans	15*	26	'87-88	'09-10
New York Shamrocks	0	1	'37-38	'37-38
Niagara	0	0	—	—
Nicholls State	5	1	'59-60	'91-92
North Carolina A&T	0	1	'92-93	'92-93
North Central Illinois	0	3	'27-28	'38-39
North Texas	18*	22	'63-64	'12-13
Northern Illinois	1	2	'26-27	'38-39
Northern Iowa	4	3	'79-80	'82-83
NW Mississippi JC	1	1	'39-40	'39-40
Northwest Missouri	1	0	'57-58	'57-58
Northwestern	0	1	'07-08	'07-08
Northwestern Louisiana	6	1	'50-51	'03-04
Northwestern Oklahoma	1	0	'72-73	'72-73
Oakland City (Ind.)	1	0	'40-41	'40-41
Oglethorpe (Ga.)	1	0	'66-67	'66-67
Ohio	0	1	'11-12	'11-12
Oklahoma	1	4	'70-71	'99-00
Oklahoma Arts-Sciences	1	0	'78-79	'78-79
Oklahoma City	2	2	'78-79	'79-80
Oklahoma State	3	9	'70-71	'08-09
Old Dominion	0	1	'06-07	'06-07
Oral Roberts	5	3	'67-68	'98-99

OPPONENT	W	L	FIRST MTG.	LAST MTG.
Oregon State	0	1	'83-84	'83-84
Ottawa (Kan.)	2	0	'55-56	'61-62
Ouachita (Ark.)	9	5	'39-40	'52-53
Ozarks (Ark.)	12	0	'33-34	'52-53
Pacific	0	1	'10-11	'10-11
Panhandle (Okla.) State	2	0	'62-63	'79-80
Parsons (Iowa)	1	0	'65-66	'65-66
Penn State	0	1	'03-04	'03-04
Pepperdine	0	2	'04-05	'10-11
Portland	1	0	'01-02	'01-02
Prairie View A&M	1*	0	'93-94	'05-06
Quincy (Ill.)	1	1	'26-27	'59-60
Radford	2	0	'85-86	'85-86
Regis (Colo.)	0	2	'53-54	'57-58
Rice	2	0	'65-66	'90-91
Richmond	0*	0	'05-06	'05-06
Roosevelt	1	0	'77-78	'77-78
Sacramento State	1	0	'86-87	'86-87
Saint Louis	1	8	'27-28	'11-12
Sam Houston State	1	1	'03-04	'04-05
Samford	5	4	'71-72	'02-03
San Diego State	1	1	'90-91	'98-99
San Francisco State	1	0	'94-95	'94-95
Savannah State	1	1	'10-11	'10-11
Seattle	1	1	'11-12	'11-12
Sewanee	2	0	'46-47	'46-47
Shurtleff College	0	1	'31-32	'31-32
Sienna (N.Y.)	0	1	'48-49	'48-49
Sloan-Hendrix Academy	1	1	'26-27	'28-29
South Alabama	19	17	'70-71	'12-13
South Dakota State	1	1	'04-05	'06-07
South Florida	1	1	'73-74	'74-75
Southeastern Louisiana	1	0	'49-50	'49-50
Southeast Oklahoma	15	18	'48-49	'70-71
Southeast Mo. (SEMO)	40	26	—	'11-12
Southern California	0	1	'98-99	'98-99
Southern Illinois	1	20	'26-27	'50-51
Southern Mississippi	13	14	'55-56	'03-04
Southern Arkansas	16	17	'30-31	'58-59
Southwest Missouri	9	14	'59-60	'02-03
Southwestern College	2	0	'96-97	'00-01
Southwestern (Tenn.)	30	5	'35-36	'59-60
Sparks (Ill.)	1	4	'27-28	'38-39
Stanford	1	0	'87-88	'87-88
St. Bonaventure	2	0	'11-12	'12-13
St. Mary's (Minn.)	1	0	'61-62	'61-62
St. Peter's (N.J.)	0	1	'72-73	'72-73
St. Viator	0	1	'37-38	'37-38
State Hospital	1	0	'30-31	'30-31
Stetson	1	4	'72-73	'77-78
Tampa	1	1	'58-59	'58-59
Temple	0	1	'89-90	'89-90
Tennessee-Chattanooga	3	0	'65-66	'71-72
Tennessee-Martin	14*	5	'35-36	'12-13
Tennessee State	7	3	'82-83	'86-87
Tennessee Tech	3	6	'66-67	'96-97

2013-14 Opponents in Bold

ARKANSAS STATE





ALL-TIME SERIES RECORDS

All-Time Series Records

OPPONENT	W	L	FIRST MTG.	LAST MTG.
Texas	0	1	'78-79	'78-79
Texas Arlington	36	13	'63-64	'97-98
Texas Christian (TCU)	2	2	'92-93	'03-04
Texas-El Paso (UTEP)	0	2	'67-68	'09-10
Texas-Pan American	25	21	'69-70	'03-04
Texas-San Antonio	1	0	'86-87	'86-87
Texas State	0	0	—	—
Texas Tech	3	1	'71-72	'93-94
Texas Wesleyan	1	2	'46-47	'61-62
Toledo	0	2	'02-03	'03-04
Trevecca Nazarene	1	0	'84-85	'84-85
Trinity (Texas)	14	4	'63-64	'71-72
Troy	4*	6	'05-06	'12-13
Tulane	3	0	'62-63	'89-90
Tulsa	0	5	'71-72	'08-09
Tusculum (Tenn.)	1	0	'72-73	'72-73
Union (Tenn.)	11	7	'44-45	'80-81
Utah	0	2	'98-99	'99-00
Utah State	0	1	'02-03	'02-03
Utah Valley State	0	2	'07-08	'07-08
Valparaiso	1	4	'26-27	'99-00
Vanderbilt	0	3	'59-60	'75-76
Virginia	0	1	'62-63	'62-63
Virginia Commonwealth (VCU)	2	2	'70-71	'89-90
Virginia Military Institute	1	0	'66-67	'66-67
Wagner	1	0	'90-91	'90-91
Washburn	0	1	'73-74	'73-74
Washington (Mo.)	0	2	'45-46	'46-47
West Alabama	2	0	'96-97	'03-04
Western Illinois	1	2	'45-46	'78-79
Western Kentucky	12*	31	'47-48	'12-13
Western Michigan	0	2	'48-49	'67-68
Westminster (Mo.)	4	0	'76-77	'81-82
Wheaton (Ill.)	0	1	'45-46	'45-46
Wichita State	1	1	'70-71	'71-72
William and Mary	0	1	'63-64	'63-64
William Penn	3	0	'78-79	'82-83
Wisconsin-Green Bay	1	1	'81-82	'81-82

Wisconsin-Milwaukee	2	1	'73-74	'79-80
Wisconsin State	1	0	'60-61	'60-61

2013-14 Opponents in Bold

* - series records adjusted from vacated wins due to NCAA sanctions. The following schools had wins vacated - Arkansas-Little Rock (4), Arkansas-Pine Bluff (1) Arkansas Tech (1), Austin Peay (1), Bowling Green State (1), Denver (1), FAU (1), FIU (2), Freed-Hardeman (1), Louisiana-Monroe (1), Lyon (1), Middle Tennessee (2), Missouri-Rolla (1), New Orleans (2), North Texas (1), Prairie View A&M (1), Tennessee-Martin (1), Troy (1), Western Kentucky (2).

Top Arkansas State Winning Streaks

12 — 1945-46
10 — 1964-65
9 — 1934-35
8 — 1990-91, 1950-51, 1931-32
7 — 1997-98, 1988-89, 1973-74, 1966-67, 1933-34
6 — 2008-09, 2006-07, 2000-01, 1991-92, 1986-87
1965-66, 1953-54
1950-51, 1948-49 (twice), 1928-29 (twice)

Most Played Rivalries

SCHOOL	GAMES	LAST
1. Lamar	81	2012-13
2. UALR	76	2012-13
3. Louisiana Tech	68	2000-01
4. Louisiana-Lafayette	67	2012-13
5. Southeast Missouri State (SEMO)	66	2011-12
6. Memphis	58	2010-11
7. Lyon College	53	2011-12
ULM	53	2012-13
9. Texas-Arlington	49	1997-98
10. Texas-Pan American	46	2000-01

ARKANSAS STATE



Sun Belt Conference West Division Champions
2010-11 & 2012-13



ALL-TIME A-STATE TOP PLAYERS

ARKANSAS STATE



Dan Henderson

Career Highlights

Southland Conference Most-Valuable Player (1976-77) ... Ranks sixth in school history in career points (1,543), third in rebounding (91), and eighth in scoring average (15.3) ... His best statistical season was as a junior, averaged 22.3 points and 11.2 rebounds with 24 assists. Made 73.3 percent from the free throw line in junior season.



Fred Shepherd

Career Highlights

Eighth in school history in rebounding (782) and 18th in points scored (1,085) ... Ranks fourth in A-State history in field goal percentage (61.1 percent) ... A two-time All-Sun Conference Belt selection ... Averaged 13.6 points and 8.6 rebounds per game in senior season.



Mike Burk

Career Highlights


Finished eighth in career rebounds (775) and 17th in career points (1,111) at A-State despite playing alongside two other A-State greats ... Best season was 1967-68, averaging 16.4 points and 10.8 rebounds per game ... Two-time All-Southland Conference performer helped lead ASU to two NCAA Division II appearances.



John Dickson

Career Highlights


Two-time AP and UPI All-American (1966-67) ... Southland Conference MVP in 1966 ... School record holder for points in a game (47, twice) and season leader in field goal percentage (69.5) ... First A-State basketball player ever to be drafted by a NBA team (Chicago Bulls, 1967).



Jerry Rook
School-Record
2,153 Points

(1961-65) Career Highlights

All-time leading scorer in A-State history with 2,153 points ... Fourth all-time in rebounding with 896 ... Owns highest career scoring average at 22.9 ppg. ... First-team All-America and Southland Conference MVP in 1965.



John Belcher
School-Record
1,166 Rebounds

(1968-72) Career Highlights

Led the nation in field goal percentage as a junior in 1970-71 (.633) ... Ranks first in school history in career rebounds (1,166), career rebound average (12.4), fifth in points (1,544), and sixth in career field goal percentage (.583) ... Best season was 1969-70 (18.2 ppg/13.3 rpg) while shooting 63.3 percent.





ALL-TIME A-STATE TOP PLAYERS

ARKANSAS STATE



Chico Fletcher

Career Highlights

Honored as a two-time Sun Belt Conference MVP . . . Finished second nationally twice in assists per game (sophomore and junior seasons) . . . Owns SBC record for career assists (893) and A-State record for assists. Ranks seventh in career points (1,465), first in steals (211) and fifth in career three-pointers made (128).



Marvin Jarrett

Career Highlights

Tabbed a Converse honorable-mention All-America selection as senior . . . Finished his career ranking 14th among A-State's all-time leaders in rebounding (588) and 16th in scoring (1,150 points) . . . Led the team in rebounding three straight years and was a two-time All-Southland Conference performer.



John Tate

Career Highlights

Third in A-State history in points scored (1,776) and seventh in rebounds (821) . . . A two-time honorable-mention All-America honoree . . . A three-time All-Conference pick . . . Averaged at least 15.7 points and 6.6 rebounds per game three consecutive seasons . . . School record holder for games played (128) and games started (108).



Don Scaife

Career Highlights

Set the school record with 678 points during the 1975 season . . . Two-time honorable-mention All-America selection . . . Averaged 27.1 points and 5.5 rebounds per game in his senior season . . . A three-time All-Southland Conference selection.

TOP PERFORMANCES

SCORING

- 47 John Dickson vs. Tennessee-Chattanooga, 1966-67
- 47 John Dickson vs. Texas-Arlington, 1966-67
- 43 Jeff Clifton vs. Arkansas-Little Rock (UALR), 1993-94
- 43 Jerry Rook vs. Louisiana College, 1962-63
- 43 Don Scaife vs. Samford, 1974-75
- 43 Don Scaife vs. Northeast Louisiana, 1974-75
- 42 Dan Henderson vs. Texas-Arlington, 1975-76
- 41 Tevoris Thompson vs. Lyon College, 2002-03
- 41 Maurice Miller vs. Central Arkansas, 1949-50
- 40 Jeff Clifton vs. SW Louisiana, 1993-94
- 39 Bill Gatlin vs. Pittsburg State, 1954-55
- 39 Jerry Rook vs. Lamar, 1964-65
- 38 K. Knight vs. Southwestern (Tenn.), 1955-56
- 38 Jerry Rook vs. Christian Brothers, 1961-62
- 38 Jerry Rook vs. Abilene Christian, 1963-64
- 38 John Dickson vs. Texas-Arlington, 1965-66
- 37 Jerry Rook vs. Central Missouri State, 1964-65
- 37 John Dickson vs. Centenary, 1965-66
- 37 Dan Henderson vs. NW Louisiana, 1976-77
- 37 Dan Henderson vs. NE Louisiana, 1976-77
- 36 Dan Henderson vs. Louisiana Tech, 1976-77
- 36 Jerry Rook vs. Illinois Wesleyan, 1961-62
- 36 Jerry Rook vs. William & Mary, 1963-64
- 36 Jerry Rook vs. Trinity, 1963-64
- 35 Jerry Rook vs. Pittsburg State, 1962-63
- 35 Jerry Rook vs. Tulane, 1963-64
- 35 Jerry Rook vs. East Tennessee State, 1964-65
- 35 Jerry Rook vs. Texas-Arlington, 1964-65
- 35 John Dickson vs. Lamar, 1965-66
- 35 John Tate vs. Marshall, 1988-89

REBOUNDING

- 28 Jim Ward vs. Union (Tenn.), 1954-55
- 26 Frank Proctor vs. Centenary, 1955-56
- 26 John Belcher vs. Texas-Arlington, 1969-70
- 25 Jeff Clifton vs. Arkansas-Little Rock (UALR), 1993-94
- 23 John Dickson vs. Trinity, 1965-66
- 23 John Belcher vs. Lamar, 1971-72
- 22 Jim Ward vs. Southwestern (Tenn.), 1954-55
- 22 John Dickson vs. Southeast Missouri State (SEMO), 1964-65
- 22 John Dickson vs. East Tennessee State, 1966-67
- 22 John Dickson vs. Tennessee-Chattanooga, 1966-67
- 22 John Dickson vs. Trinity, 1966-67
- 22 John Dickson vs. Lamar, 1966-67
- 22 Steve Brooks vs. Trinity, 1971-72
- 22 Lonnie Webber vs. Tusculum, 1972-73
- 21 Jim Ward vs. Bethel (Tenn.), 1954-55
- 21 John Belcher vs. Delta State, 1969-70
- 21 John Dickson vs. Southeast Oklahoma, 1965-66
- 21 Scott Horrell vs. Texas-Arlington, 1983-84
- 20 Jim Ward vs. Arkansas College, 1953-54
- 20 Frank Proctor vs. Austin Peay, 1955-56
- 20 Norman Vickers vs. Union (Tenn.), 1955-56
- 20 John Dickson vs. Trinity, 1965-66
- 20 Mike Burk vs. Southeast Missouri State, 1966-67
- 20 John Belcher vs. Denver, 1968-69
- 20 John Belcher vs. Lamar, 1969-70
- 20 John Belcher vs. Centenary, 1971-72
- 20 Lonnie Webber vs. Lamar, 1972-73
- 20 Steve Brooks vs. Lamar, 1973-74



INDIVIDUAL SEASON RECORDS

SCORING AVERAGE

1. Don Scaife, 1974-75	27.1
2. Jerry Rook, 1963-64	25.3
3. John Dickson, 1966-67	23.5
4. Jerry Rook, 1964-65	23.1
5. Jerry Rook, 1962-63	22.9
6. John Dickson, 1965-66	22.4
7. Dan Henderson, 1975-76	22.3
8. Dan Henderson, 1976-77	21.6
9. Jeff Clifton, 1993-94	21.3
Don Scaife, 1972-73	21.3

TOTAL POINTS

1. Adrian Banks, 2006-07	695
2. Don Scaife, 1974-75	678
3. Jerry Rook, 1963-64	633
4. Jerry Rook, 1962-63	596
5. Dan Henderson, 1976-77	583
6. Jeff Clifton, 1993-94	574
7. John Dickson, 1966-67	565
8. John Tate, 1987-88	562
9. John Dickson, 1965-66	559
10. Dan Henderson, 1975-76	558

REBOUNDING AVERAGE

1. Jim Ward, 1954-55	14.6
2. John Dickson, 1965-66	14.2
3. Norm Vickers, 1955-56	13.7
4. John Belcher, 1969-70	13.3
5. John Belcher, 1971-72	12.5
6. John Dickson, 1966-67	12.5
7. John Belcher, 1968-69	12.1
8. John Belcher, 1970-71	11.6
9. John Dickson, 1964-65	11.5
10. Dan Henderson, 1975-76	11.2

TOTAL REBOUNDS

1. John Dickson, 1965-66	354
2. Jim Ward, 1954-55	352
3. Norm Vickers, 1955-56	343
4. John Belcher, 1971-72	326
5. John Belcher, 1969-70	307
6. Brandon Peterson, 2012-13	301
7. John Dickson, 1966-67	299
8. Dan Henderson, 1976-77	282
9. John Belcher, 1970-71	279
10. Dan Henderson, 1975-76	279
11. Steve Brooks, 1973-74	277

FIELD GOAL PERCENTAGE

1. John Dickson, 1966-67695
2. Fred Shepherd, 1990-91692
3. Jeremy Thomas, 2010-11683
4. John Dickson, 1965-66663
5. Greg Williams, 1988-89642

6. Bebob Walker, 1995-96639
7. Bebob Walker, 1996-97638
8. John Tate, 1986-87637
Greg Williams, 1987-88637
10. John Belcher, 1970-71633

FREE THROW PERCENTAGE

1. Ed Louden, 1988-89911
2. Tevoris Thompson, 2002-03889
3. Steve Wiedower, 1985-86885
4. Larry Treadwell, 1965-66871
5. Allan Pruett, 1970-71868
6. Jerry Rook, 1964-65867
7. Jamie Rosser, 2000-01864
8. Ed Louden, 1987-88859
9. Tevoris Thompson, 2003-04857
10. Ryan Wedel, 2006-07855

BLOCKED SHOTS

1. Jason Jennings, 2000-01	102
2. Jason Jennings, 2001-02	101
3. Freddy Hicks, 1997-98	65
4. Freddy Hicks, 1998-99	63
5. Brandon Peterson, 2009-10	61
6. Freddy Hicks, 1996-97	59
7. Eric McKinney, 2008-09	58
8. Jeff Clifton, 1993-94	49
9. Brandon Peterson, 2012-13	40
10. Mike Sailes, 1980-81	35
John Tate, 1986-87	35

ASSISTS

1. Chico Fletcher, 1998-99	250
2. Chico Fletcher, 1997-98	240
3. Chico Fletcher, 1999-00	232
4. Carl Archer, 1987-88	222
5. Chico Fletcher, 1996-97	171
6. Brian Reaves, 1990-91	163
7. Dereke Tipler, 2004-05	155
8. Dereke Tipler, 2005-06	150
9. Odie Williams, 2001-02	145
10. Carl Archer, 1988-89	142

STEALS

1. Dereke Tipler, 2005-06	76
2. Bo Brown, 1987-88	68
3. Chico Fletcher, 1998-99	66
Ed Townsel, 2011-12	66
5. Jeff Clifton, 1993-94	63
6. Bo Brown, 1988-89	62
7. Antonio Harvey, 1998-99	56
Shawn Morgan, 2007-08	56
Donald Boone, 2010-11	56
9. Chico Fletcher, 1999-00	54
Chico Fletcher, 1997-98	54
Dewayne McCray, 1990-91	54
Donald Boone, 2008-09	54





INDIVIDUAL SEASON/CAREER RECORDS

THREE-POINT FIELD GOALS MADE

1. Adrian Banks	97
2. Ryan Wedel, 2007-08	90
3. Antonio Harvey, 1997-98	88
4. Dewarick Spencer, 2003-04	86
5. Ryan Wedel, 2006-07	85
6. Dewarick Spencer, 2004-05	84
Tevoris Thompson, 2002-03	84
8. Micah Marsh, 1997-98	83
9. Steve Wiedower, 1986-87	73
10. Keith Gray, 1990-91	66
Ed Townsel, 2012-13	66

THREE-POINT FIELD GOAL PERCENTAGE

1. Ken Trice, 1987-88	525 (21-40)
2. Steve Wiedower, 1986-87	500 (73-146)
3. Keith Gray, 1989-90	476 (20-42)
4. Adrian Banks, 2006-07	475 (134-183)
Corey Cole, 1990-91	475 (48-101)
6. Trey Finn, 2011-12	459 (61-133)
6. Dewarick Spencer, 2003-04	457 (86-188)
7. David Bass, 1993-94	450 (32-71)
8. Joe Stavitzke, 1995-96	448 (36-58)
9. Rhon Johnson, 1987-88	444 (20-45)
10. Barry Mayberry, 1988-89	443 (35-79)
Adrian Banks, 2007-08	443 (51-115)

INDIVIDUAL CAREER RECORDS

1,000-POINTS CLUB

1. Jerry Rook, 1961-65	2,153
2. John Dickson, 1963-67	1,891
3. John Tate, 1985-89	1,776
4. Don Scaife, 1972-75	1,652
5. John Belcher, 1968-72	1,544
6. Dan Henderson, 1973-77	1,543
7. Chico Fletcher, 1996-00	1,465
8. Maurice Miller, 1947-50	1,463
9. Steve Brooks, 1969-74	1,371
10. Reggie Gordon, 1983-87	1,313
11. Bennie Wilhelm, 1946-49	1,285
12. Anthony Myles, 1978-81	1,250
13. Bill Gatlin, 1952-56	1,235
14. Micah Marsh, 1994-98	1,225
15. Antonio Harvey, 1995-99	1,218
16. Trey Finn, 2009-13	1,165
17. Marvin Jarrett, 1976-80	1,150
18. Mike Burk, 1964-68	1,111
19. Brandon Peterson, 2009-13	1,098
20. Fred Shepherd, 1989-93	1,085
21. Adrian Banks, 2006-08	1,081
22. Dewarick Spencer, 2003-05	1,073
23. Isaac Wells, 2005-07	*1,034
24. Jay Hansen, 1980-84	1,025
25. Jabari Myles, 1994-98	1,013

*Issac Wells originally ranked 16th all-time with 1,186 points, 157 points later removed due to NCAA sanctions which dropped him to

23rd all-time at A-State with 1,034.

500-REBOUNDS CLUB

1. John Belcher, 1968-72	1,166
2. John Dickson, 1963-67	1,139
3. Kim Adams, 2001-2004	916
4. Dan Henderson, 1973-77	910
5. Jerry Rook, 1961-65	896
6. Brandon Peterson, 2009-13	886
7. Steve Brooks, 1969-74	862
8. John Tate, 1985-89	821
9. Fred Shepherd, 1989-93	782
10. Mike Burk, 1964-68	775
11. Trey Finn, 2009-13	668
12. Jim Ward, 1953-55	650
13. Reggie Gordon, 1983-87	645
14. Gaylon Ward, 1960-62	627
15. Jabari Myles, 1997-98	597
16. Marvin Jarrett, 1976-80	588
17. Lonnie Webber, 1972-74	542
18. John Gatling, 1959-61	537
19. Greg Williams, 1986-90	536
20. Shawn Morgan, 2006-09	535
21. Isaac Wells, 2005-07	*526
22. Kolin Weaver, 2000-02	520
23. Freddy Hicks, 1995-99	514

* 82 rebounds removed due to NCAA sanctions, originally ranked 13th all-time with 608.

SCORING AVERAGE

1. Jerry Rook, 1962-65	22.9
2. Don Scaife, 1972-75	22.3
3. Adrian Banks, 2006-08	20.0
4. John Dickson, 1963-67	19.7
5. Jeff Clifton, 1992-94	19.6
6. Dewarick Spencer, 2003-05	18.8
7. Allan Pruett, 1969-71	18.3
8. J.J. Montgomery, 2003-05	17.2
9. John Belcher, 1968-72	16.4
10. Anthony Myles, 1978-81	15.4

REBOUNDING AVERAGE

1. John Belcher, 1968-72	12.4
2. John Dickson, 1963-67	11.9
3. Jerry Rook, 1961-65	9.5
4. Jeff Clifton, 1992-94	9.4
5. Steve Brooks, 1969-74	9.1
6. Dan Henderson, 1973-77	9.0
7. Jim Ward, 1953-55	8.9
8. Mike Burk, 1964-68	8.4
9. Kim Adams, 2001-04	7.9
10. Lonnie Webber, 1972-74	7.3
Martavius Adams, 2009-11	7.3

ARKANSAS STATE



INDIVIDUAL CAREER RECORDS

FIELD GOAL PERCENTAGE

1. Bebop Walker, 1995-97	638
2. John Dickson, 1963-67	625
3. Greg Williams, 1986-90	624
4. Fred Shepherd, 1989-93	611
5. John Tate, 1985-89	601
6. Kim Adams, 2001-2004	592
7. John Belcher, 1968-72	583
8. Bo Brown, 1987-89	575
9. Scott Horrell, 1981-84	574
10. Anthony Myles, 1978-81	555

FREE THROW PERCENTAGE

1. Ed Loudon, 1987-89	883
2. Tevoris Thompson, 2003-04	877
3. Jamie Rosser, 2000-01	859
4. Allan Pruet, 1969-71	851
5. Steve Wiedower, 1985-87	848
6. Tony Brown, 2000-03	835
7. Ryan Wedel, 2006-08	834
8. Harold Callahan, 1961-63	818
9. Keith Gray, 1989-91	814
10. Micah Marsh, 1994-98	813

BLOCKED SHOTS

1. Freddy Hicks, 1995-99	204
2. Jason Jennings, 2001-02	203
3. Brandon Peterson, 2009-13	163
4. John Tate, 1986-89	105
5. Kim Adams, 2001-04	77
6. Fred Shepherd, 1990-93	76
7. Greg Williams, 1988-90	75
8. Jeff Clifton, 1993-94	72
9. Isaac Wells, 2004-07	71*
10. Mike Sailes, 1980-82	69

* 10 blocked shots removed due to NCAA sanctions, originally ranked 4th all-time with 81.

ASSISTS

1. Chico Fletcher, 1996-00	893
2. Carl Archer, 1986-89	544
3. Jay Hansen, 1981-84	384
Brian Reaves, 1990-93	384
Odie Williams, 2000-03	384
4. Micah Marsh, 1994-98	363
5. J.H. Williams, 1973-75	323
6. Dereke Tipler, 2004-06	305
7. Reggie Gordon, 1984-87	286
8. Tommy Tapley, 1976-78	275

STEALS

1. Chico Fletcher, 1996-00	211
2. Carl Archer, 1985-89	182
3. Trey Finn, 2009-13	161
3. Kim Adams, 2001-04	151
4. Antonio Harvey, 1995-98	139
5. Ed Townsel, 2010-	134
6. Jay Hansen, 1980-84	133
7. Bo Brown, 1987-89	130

8. John Tate, 1985-89	115
Jay Cook, 1991-94	115
10. Micah Marsh, 1994-98	114
11. Dereke Tipler, 2004-06	112

THREE-POINT FIELD GOALS MADE

1. Antonio Harvey, 1995-98	224
2. Micah Marsh, 1994-98	206
3. Trey Finn, 2009-13	184
4. Ryan Wedel, 2006-08	175
5. Dewarick Spencer, 2003-05	170
6. Tevoris Thompson, 2003-04	138
7. Jon Beck, 2000-03	137
8. Ed Townsel, 2010-	133
9. Chico Fletcher, 1996-00	128
Adrian Banks, 2006-08	128
11. Vernal Cole, 1991-95	126
12. Odie Williams, 2000-03	106

THREE-POINT FIELD GOAL PERCENTAGE

1. Steve Wiedower	500 (73-146)
2. Bobby Gross	436 (65-149)
3. Keith Gray	428 (86-201)
4. Jamie Rosser	426 (98-230)
5. Dewarick Spencer	421 (170-404)
6. Barry Mayberry	411 (86-209)
7. Jason Grimes	403 (29-72)
8. Adrian Banks	401 (128-319)
9. Ryan Wedel	400 (175-438)
10. Chris Dillard	393 (46-117)
11. Kolin Weaver	392 (62-158)

INDIVIDUAL RECORDS

Three-Point Field Goals Made

GAME: 47 — John Dickson vs. Texas-Arlington, 1966-67; vs. Tennessee-Chattanooga, 1966-67
SEASON: 695 — Adrian Banks, 2006-07
CAREER: 2,153 — Jerry Rook, 1961-65

Highest Scoring Average

SEASON: 27.1 — Don Scaife, 1974-75
CAREER: 22.9 — Jerry Rook, 1961-65

Most Field Goals Attempted

GAME: 40 — Don Scaife vs. Louisiana Tech, 1974-75
SEASON: 621 — Don Scaife, 1974-75
CAREER: 1,760 — Jerry Rook, 1961-65

Most Field Goals Made

GAME: 19 — John Dickson vs. Texas-Arlington, 1966-67; Dan Henderson vs. Texas-Arlington, 1975-76
SEASON: 289 — Don Scaife, 1974-75
CAREER: 816 — Jerry Rook, 1961-65





INDIVIDUAL RECORDS

Best Field Goal Percentage

GAME (Min. 10 Att): 1.000 — Dan Henderson vs. Georgia Southern, 1975-76 (14-14); John Dickson vs. Texas-Arlington, 1965-66 (10-10)

SEASON: .695 — John Dickson, 1966-67

CAREER: .638 — Bebop Walker, 1995-97

Most Three-Point Field Goals Attempted

GAME: 17 — Adrian Banks vs. Troy, 2006-07

SEASON: 224 — Ryan Wedel, 2007-08

CAREER: 620 — Antonio Harvey, 1995-99

Most Three-Point Field Goals Made

GAME: 9 — Adrian Banks vs. Troy, 2006-07; Tevoris Thompson vs. Lyon, 2002-03; Dewarick Spencer vs. Arkansas-Pine Bluff, 2003-04

SEASON: 97 — Adrian Banks, 2006-07

CAREER: 224 — Antonio Harvey, 1995-99

Best Three-Point Field Goals Percentage

GAME (Min. 5 Att): 1.000 — Corey Cole vs. UALR, 1991-92 (6-6); Joe Stavitzke vs. Southwestern Louisiana (Louisiana-Lafayette), 1-11-96 (5-5); Jerry Nichols (5-5) vs. Western Kentucky, 1-15-05

SEASON (Min. 70 Att): .500 — Steve Wiedower, 1986-87 (73-146)

CAREER: .500 — Steve Wiedower, 1986-87 (73-146)

Most Free Throws Attempted

GAME: 23 — Dan Henderson vs. Louisiana Tech, 1976-77

SEASON: 223 — J.J. Montgomery, 2003-04

CAREER: 657 — Jerry Rook, 1961-65

Most Free Throws Made

GAME: 17 — Maurice Miller vs. Central Arkansas, 1949-50; Jackie King vs. Southeast Oklahoma., 1954-55; Bill Gatlin vs. Pittsburg State, 1954-55

SEASON: 172 — J.J. Montgomery, 2003-04

CAREER: 521 — Jerry Rook, 1961-65

Best Free Throw Percentage

GAME (Min. 12 Att): 1.000 — Jerry Rook vs. Tulane, 1962-63 (14-14); Dave Velander vs. Trinity, 1968-69 (14-14); Brian Reaves vs. Jacksonville, 1991-92 (14-14); Matt Garner vs. McNeese State, 1980-81 (12-12)

SEASON: .911 — Ed Louden, 1988-89 (61-67)

CAREER: .883 — Ed Louden, 1987-89 (128-145)

Most Rebounds

GAME: 28 — Jim Ward vs. Union (Tenn.), 1954-55

SEASON: 354 — John Dickson, 1965-66

CAREER: 1,166 — John Belcher, 1968-72

Best Rebounding Average

SEASON: 14.6 — Jim Ward, 1954-55

CAREER: 12.4 — John Belcher, 1968-72

Most Assists

GAME: 17 — Chico Fletcher vs. TCU, 1998-99

SEASON: 250 — Chico Fletcher, 1998-99

CAREER: 893 — Chico Fletcher, 1996-00

Most Personal Fouls

SEASON: 104 — Dwayne McCray, 1990-91; Arthur Agee, 1993-94 and 1994-95

CAREER: 374 — Reggie Gordon, 1983-87

Most Times Fouled Out

SEASON: 10 — Arthur Agee, 1993-94

CAREER: 24 — Reggie Gordon, 1983-87; Jabari Myles, 1994-98

Most Games Played

SEASON: 35 — John Tate, 1987-88; Carl Archer, 1987-88; Bo Brown, 1987-88; Ed Louden, 1987-88

CAREER: 128 — John Tate, 1985-89

Most Games Started

SEASON: 35 — John Tate, 1987-88; Carl Archer, 1987-88

CAREER: 120 — Trey Finn, 2009-13

Most Minutes Played

SEASON: 1,242 — John Tate, 1987-88

CAREER: 3,973 — Chico Fletcher, 1996-00

Most Steals

GAME: 8 — Alan Smith vs. Missouri Valley, 1985-86

SEASON: 76 — Dereke Tipler, 2005-06

CAREER: 211 — Chico Fletcher, 1996-00

Most Blocked Shots

GAME: 11 — Jason Jennings vs. Morris Brown, 2000-01

SEASON: 102 — Jason Jennings, 2000-01

CAREER: 204 — Freddy Hicks, 1995-99

Most Dunks

GAME: 7 — Jeff Clifton vs. Southwestern Louisiana, 1993-94

SEASON: 45 — Jeff Clifton, 1993-94

CAREER: 72 — Jeff Clifton, 1992-94

Most Dunks

34 — Jim Bowman, 1957-58

28 — Ed Louden, 1988-89

27 — Jerry Rook, 1962-63


25 — Micah Marsh, 1997-98

25 — Steve Wiedower, 1985-86

24 — Ed Louden, 1987-88

23 — Jerry Rook, 1963-64

ARKANSAS STATE



Adrian Banks

**Sun Belt Conference West Division Champions
2010-11 & 2012-13**



SEASON-BY-SEASON LEADERS

FIELD GOAL PERCENTAGE

SEASON	PLAYER	G	FGM	FGA	PCT.
2012-13	Brandon Peterson	31	117	220	.532
2011-12	Darion Griswold	26	50	82	.610
2010-11	Jeremy Thomas	32	41	60	.683
2009-10	Jeremy Thomas	29	49	74	.662
2008-09	Jeremy Thomas	25	29	47	.617
2007-08	Kewain Gant	30	95	177	.537
2006-07	Abayomi Ajasin	33	30	52	.577
2005-06	Marcus Ardison	30	122	232	.526
2004-05	Marcus Ardison	22	58	101	.574
2003-04	Kim Adams	28	113	181	.624
2002-03	Kim Adams	28	69	131	.527
2001-02	Kim Adams	30	64	110	.582
2000-01	Kim Adams	30	66	105	.629
1999-00	Geoff Williams	28	77	116	.612
1998-99	Eric Beatty	19	79	141	.560
1997-98	Freddy Hicks	27	84	150	.560
1996-97	Bebop Walker	27	51	80	.638
1995-96	Bebop Walker	26	46	72	.639
1994-95	Bob Campbell	28	61	107	.570
1993-94	Jeff Clifton	27	213	430	.495
1992-93	Fred Shepherd	26	145	232	.625
1991-92	Fred Shepherd	28	129	231	.558
1990-91	Fred Shepherd	32	119	172	.692
1989-90	Greg Williams	28	145	241	.602
1988-89	Greg Williams	30	145	226	★.647
1987-88	Greg Williams	33	107	168	.632
1986-87	John Tate	34	216	339	.637
1985-86	John Tate	29	84	135	.622
1984-85	Alan Smith	27	83	153	.543
1983-84	Scott Horrell	28	148	258	.574
1982-83	Scott Horrell	29	92	154	.597
1981-82	Scott Horrell	26	78	142	.549
1980-81	Mike Sailes	27	123	230	.535
1979-80	Mike Sailes	26	93	159	.585
1978-79	Anthony Myles	27	181	301	.601
1977-78	Marvin Jarrett	25	164	327	.502
1976-77	Dan Henderson	27	224	405	.553
1975-76	Dan Henderson	25	232	430	.540
1974-75	John McGough	25	75	136	.551
1973-74	Steve Brooks	25	208	390	.533
1972-73	J.H. Williams	24	114	236	.483
1971-72	John Belcher	26	160	288	.556
1970-71	John Belcher	24	174	275	★.633
1969-70	John Belcher	23	167	269	★.621
1968-69	John Belcher	21	100	199	.503
1967-68	Mike Burk	23	154	296	.520
1966-67	John Dickson	24	214	308	★.695
1965-66	John Dickson	25	220	332	★.663
1964-65	John Dickson	22	150	267	.562
1963-64	John Dickson	25	147	263	.559
1962-63	Harold Callahan	26	78	159	.491
1961-62	Jerry Rook	21	163	320	.509
1960-61	Jackie Kenley	22	76	171	.444
1959-60	Billy Jones	24	139	334	.416
1958-59	Lynn Simmer	23	75	190	.395

2010-11	Martavius Adams	32	231	7.2
2009-10	Martavius Adams	31	231	7.5
2008-09	Eric McKinney	29	178	6.1
2007-08	Shawn Morgan	29	200	6.9
2006-07	Isaac Wells	22	182	*8.3
2005-06	Marcus Ardison	30	217	7.2
2004-05	Kitus Witherspoon	29	204	7.0
2003-04	Kim Adams	28	273	9.8
2002-03	Kim Adams	28	251	9.0
2001-02	Kim Adams	30	211	7.0
2000-01	Jason Jennings	29	206	7.1
1999-00	C.J. Pepper	28	191	6.8
1998-99	C.J. Pepper	29	172	5.9
1997-98	Jabari Myles	29	221	7.6
1996-97	Mark Kiehne	26	183	7.0
1995-96	Mark Kiehne	27	132	4.9
1994-95	Yaki Saunders	28	160	5.7
1993-94	Jeff Clifton	27	269	10.0
1992-93	Jeff Clifton	21	182	8.7
1991-92	Fred Shepherd	28	223	8.0
1990-91	Fred Shepherd	32	222	6.9
1989-90	Dewayne McCray	28	219	7.8
1988-89	John Tate	30	218	7.3
1987-88	John Tate	35	240	6.9
1986-87	John Tate	34	225	6.6
1985-86	Mike Todd	29	178	6.1
1984-85	Mike Todd	28	197	7.0
1983-84	Scott Horrell	28	226	8.1
1982-83	Jeff Bolding	24	199	8.3
1981-82	Mike Sailes	22	113	5.1
1980-81	Sailes/Jeff Bolding	27	176	6.5
1979-80	Marvin Jarrett	27	189	7.0
1978-79	Marvin Jarrett	27	213	7.9
1977-78	Marvin Jarrett	25	181	7.3
1976-77	Dan Henderson	27	282	10.4
1975-76	Dan Henderson	25	279	11.2
1974-75	Dan Henderson	25	245	9.8
1973-74	Steve Brooks	25	277	★11.1
1972-73	Jerry White	21	215	10.2
1971-72	John Belcher	26	326	12.5
1970-71	John Belcher	24	279	★11.6
1969-70	John Belcher	23	307	★13.3
1968-69	John Belcher	21	254	12.1
1967-68	Mike Burk	23	249	10.8
1966-67	John Dickson	24	299	12.5
1965-66	John Dickson	25	354	★14.2
1964-65	John Dickson	22	254	11.5
1963-64	Jerry Rook	25	239	9.6
1962-63	Jerry Rook	26	265	10.2
1961-62	Jerry Rook	21	214	10.2
1960-61	John Gatling	21	169	8.0
1959-60	John Gatling	24	202	8.4
1958-59	John Matlock	13	116	8.9

*82 rebounds removed due to NCAA sanctions, originally led A-State with 264 rebounds in 2006-07.

REBOUNDING

SEASON	PLAYER	G	REB	AVG
2012-13	Brandon Peterson	31	301	9.7
2011-12	Brandon Peterson	34	267	7.9

FREE THROW PERCENTAGE

SEASON	PLAYER	G	FTM	FTA	PCT.
2012-13	Trey Finn	30	83	108	.769
2011-12	Rakeem Dickerson	32	30	38	.789
2010-11	Trey Finn	31	55	66	.833
2009-10	Rashad Allison	31	79	98	.806
2008-09	Yima Chia-Kur	14	27	32	.844

ARKANSAS STATE





SEASON-BY-SEASON LEADERS

ARKANSAS STATE

2007-08	Adrian Banks	21	83	101	.822
2006-07	Ryan Wedel	33	53	62	.855
2005-06	Dereke Tipler	29	115	153	.752
2004-05	Dewarick Spencer	29	82	105	.781
2003-04	Tevoris Thompson	28	72	84	.857
2002-03	Tevoris Thompson	28	71	79	.899
2001-02	Tony Brown	31	61	74	.824
2000-01	Jamie Rosser	30	51	59	.864
1999-00	Chico Fletcher	28	70	92	.761
1998-99	Freddy Hicks	30	58	75	.773
1997-98	Micah Marsh	29	83	103	.806
1996-97	Micah Marsh	23	57	70	.814
1995-96	Micah Marsh	27	87	105	.829
1994-95	Micah Marsh	28	64	80	.800
1993-94	Vernall Cole	27	22	30	.733
1992-93	Brian Reaves	28	45	56	.804
1991-92	Brian Reaves	28	82	102	.804
1990-91	Keith Gray	32	41	51	.804
1989-90	Philip McKellar	28	46	69	.667
1988-89	Ed Louden	30	61	67	.911
1987-88	Ed Louden	35	67	78	.859
1986-87	Steve Wiedower	34	74	90	.822
1985-86	Steve Wiedower	23	54	61	.885
1984-85	Willie Cutts	28	48	57	.842
1983-84	Jay Hansen	28	67	88	.761
1982-83	Jay Hansen	29	93	123	.756
1981-82	Jay Hansen	26	58	70	.829
1980-81	Matt Garner	27	43	51	.843
1979-80	Toby McCammon	23	64	77	★.818
1978-79	Toby McCammon	27	46	59	.780
1977-78	Maurice Robertson	27	72	92	.783
1976-77	Tommy Tapley	27	54	66	.818
1975-76	Hollis Owens	25	63	80	.788
1974-75	John McGough	25	45	54	.833
1973-74	Steve Brooks	25	94	129	.729
1972-73	J.H. Williams	24	55	82	.670
1971-72	Calvin Breedlove	22	65	80	.813
1970-71	Allan Pruett	25	79	91	★.868
1969-70	Allan Pruett	23	70	84	★.833
1968-69	Dave Velander	22	79	97	.814
1967-68	Dave Velander	23	64	80	.800
1966-67	John Dickson	24	137	173	.792
1965-66	Larry Treadwell	26	54	62	.871
1964-65	Jerry Rook	22	150	173	★.867
1963-64	Jerry Rook	25	147	185	.795
1962-63	Harold Callahan	26	114	140	.814
1961-62	Warren Moore	24	123	149	.825
1960-61	Jackie Kenley	22	62	80	.775
1959-60	Jackie Kenley	24	83	103	.806
1958-59	Bobby Ward	21	48	63	.762

SCORING

SEASON	PLAYER	G	FG	FT	Pts	Avg
2012-13	Ed Townsel	31	135	71	407	13.1
2011-12	Marcus Hooten	34	146	91	425	12.5
2010-11	Martavius Adams	32	136	83	355	11.1
2009-10	Brandon Reed	31	168	75	469	15.1
2008-09	Donald Boone	30	149	71	407	13.6
2007-08	Adrian Banks	21	126	83	386	18.4
2006-07	Adrian Banks	33	232	134	695	21.1
2005-06	Isaac Wells	30	169	343	433	14.4
2004-05	Dewarick Spencer	29	187	82	540	18.6

2003-04	Dewarick Spencer	28	174	99	533	★19.0
2002-03	Tevoris Thompson	28	136	71	427	15.3
2001-02	Nick Rivers	15	96	24	256	17.1
2000-01	Jason Jennings	29	162	79	403	13.9
1999-00	C.J. Pepper	28	151	105	410	14.6
1998-99	Chico Fletcher	30	181	107	511	17.0
1997-98	Micah Marsh	29	136	83	438	15.1
1996-97	Mark Kiehne	26	171	94	436	16.8
1995-96	Ron Darrett	24	118	16	284	11.8
1994-95	Vernall Cole	25	100	36	271	10.8
1993-94	Jeff Clifton	27	213	138	574	21.3
1992-93	Jeff Clifton	21	139	88	369	17.6
1991-92	Fred Shepherd	28	129	82	340	12.1
1990-91	Bobby Gross	32	190	399	494	15.4
1989-90	Greg Williams	28	145	52	342	12.2
1988-89	John Tate	30	201	68	470	15.7
1987-88	John Tate	35	232	98	562	16.1
1986-87	John Tate	34	216	100	532	15.7
1985-86	Reggie Gordon	29	117	127	361	12.5
1984-85	Tim Norman	28	188	43	419	15.0
1983-84	Scott Horrell	28	148	100	396	14.1
1982-83	Jay Hansen	29	142	93	377	13.0
1981-82	Mike Sailes	22	104	52	260	11.8
1980-81	Anthony Myles	27	162	87	411	15.2
1979-80	Anthony Myles	27	138	103	379	14.0
1978-79	Anthony Myles	27	181	98	460	17.0
1977-78	Marvin Jarrett	25	164	53	381	15.3
1976-77	Dan Henderson	27	224	135	583	21.6
1975-76	Dan Henderson	25	232	94	558	22.3
1974-75	Don Scaife	25	289	100	678	★27.1
1973-74	Steve Brooks	25	208	94	510	★20.4
1972-73	Don Scaife	24	230	52	512	21.3
1971-72	Calvin Breedlove	22	168	65	401	18.2
1970-71	Allan Pruett	24	194	79	467	19.5
1969-70	John Belcher	23	167	85	419	18.2
1968-69	Mike Wise	22	120	62	302	13.7
1967-68	Mike Burk	23	154	69	377	16.4
1966-67	John Dickson	24	214	137	565	23.5
1965-66	John Dickson	25	220	119	559	★22.4
1964-65	Jerry Rook	22	179	150	508	23.1
1963-64	Jerry Rook	25	243	147	633	★25.3
1962-63	Jerry Rook	26	231	134	596	22.9
1961-62	Jerry Rook	21	163	90	416	19.8
1960-61	John Gatling	21	115	40	270	12.9
1959-60	Billy Jones	24	139	92	370	15.4
1958-59	Billy Jones	16	55	40	150	9.4

ASSISTS

SEASON	PLAYER	TOTAL
2012-13	Rakeem Dickerson	67
2011-12	Ed Townsel	103
2010-11	Rashad Allison	120
2009-10	Rashad Allison	127
2008-09	Ifeanyi Koggu	125
2007-08	Shawn Morgan	70
2006-07	Ryan Wedel	92
2005-06	Dereke Tipler	150
2004-05	Dereke Tipler	155
2003-04	Dewarick Spencer	74
2002-03	Odie Williams	110
2001-02	Odie Williams	★145
2000-01	Jamie Rosser	★133



Sun Belt Conference West Division Champions
2010-11 & 2012-13





SEASON-BY-SEASON LEADERS

ARKANSAS STATE

1999-00	Chico Fletcher	#232
1998-99	Chico Fletcher	#250
1997-98	Chico Fletcher	#240
1996-97	Chico Fletcher	#171
1995-96	Micah Marsh	124
1994-95	Arthur Agee	103
1993-94	Arthur Agee	105
1992-93	Brian Reaves	94
1991-92	Brian Reaves	127
1990-91	Brian Reaves	163
1989-90	Barry Mayberry	107
1988-89	Carl Archer	142
1987-88	Carl Archer	222
1986-87	Reggie Gordon	102
	Steve Wiedower	102
1985-86	Carl Archer	94
1984-85	Reggie Gordon	70
1983-84	Jay Hansen	122
1982-83	Jay Hansen	131
1981-82	Jay Hansen	97
1980-81	Jerome Jefferson	86
1979-80	Toby McCammon	85
1978-79	Toby McCammon	106
1977-78	Tommy Tapley	78
1976-77	Tommy Tapley	85
1975-76	Tommy Tapley	112
1974-75	J.H. Williams	133
1973-74	J.H. Williams	116
1972-73	J.H. Williams	74
1971-72	Dan Sullivan	83
1970-71	Allan Pruett	76
1969-70	Allan Pruett	64

1984-85	Reggie Gordon	33
1983-84	Jay Hansen	37
1982-83	Jay Hansen	39
1981-82	Jay Hansen	36
1980-81	Matt Garner	32
1979-80	Toby McCammon	21
1978-79	Toby McCammon	26

BLOCKED SHOTS

SEASON	PLAYER	TOTAL
2012-13	Brandon Peterson	40
2011-12	Brandon Peterson	33
2010-11	Malcoln Kirkland	32
2009-10	Brandon Peterson	61
2008-09	Eric McKinney	58
2007-08	Kewain Gant	30
2006-07	Isaac Wells	**23
2005-06	Isaac Wells	28
2004-05	Isaac Wells	20
2003-04	Kim Adams	31
2002-03	Kim Adams	22
2001-02	Jason Jennings	*101
2000-01	Jason Jennings	*102
1999-00	Kolin Weaver	22
1998-99	Freddy Hicks	*63
1997-98	Freddy Hicks	*65
1996-97	Freddy Hicks	*59
1995-96	Ron Darrett	18
1994-95	Ron Darrett	21
1993-94	Jeff Clifton	49
1992-93	Fred Shepherd	30
1991-92	Fred Shepherd	22
1990-91	Fred Shepherd	16
1989-90	Greg Williams	18
1988-89	Greg Williams	26
1987-88	John Tate	33
1986-87	John Tate	35
1985-86	John Tate	22
1984-85	Tim Norman	9
1983-84	Dwayne Harris	21
1982-83	Jeff Bolding	8
1981-82	Mike Sailes	23
1980-81	Mike Sailes	35
1979-80	Marvin Jarrett	23
1978-79	Maurice Robertson	18

STEALS

SEASON	PLAYER	TOTAL
2012-13	Ed Townsel	49
2011-12	Ed Townsel	66
2010-11	Donald Boone	56
2009-10	Trey Finn	39
2008-09	Donald Boone	54
2007-08	Shawn Morgan	56
2006-07	Shawn Morgan	42
2005-06	Dereke Tipler	76
2004-05	Dewarick Spencer	45
2003-04	Dewarick Spencer	40
2002-03	Kim Adams	49
2001-02	Odie Williams	41
2000-01	Kim Adams	28
1999-00	Chico Fletcher	54
1998-99	Chico Fletcher	*66
1997-98	Chico Fletcher	54
1996-97	Chico Fletcher	37
1995-96	Micah Marsh/Ron Darrett	31
1994-95	Ron Darrett	53
1993-94	Jeff Clifton	63
1992-93	Jeff Clifton	48
1991-92	Fred Shepherd	31
1990-91	Dewayne McCray	54
1989-90	Dewayne McCray	43
1988-89	Bo Brown	62
1987-88	Bo Brown	68
1986-87	Alan Smith	49
1985-86	Carl Archer	48

**10 blocked shots removed due to NCAA sanctions, originally led A-State with 33 on the 2006-07 season.

★ – Southland Conference Leader, ☆ – American South Conference Leader, * – Sun Belt Conference Leader



Trey Finn





TEAM RECORDS

MOST POINTS SCORED

A-State: Game — 120 vs. Lyon, 2002-03, vs. Central Baptist, 2010-11

Season — 2,392, 2006-07

Opponent: Game — 119 by Southwest Louisiana, 1972-73

Season — 2,375, 2006-07

FEWEST POINTS SCORED

A-State: Game — 6 vs. Kentucky, 1944-45

Opponent: Game — 9 vs. Poinsett Club, 1930-31;

vs. Shooting Stars, 1931-32

HIGHEST SCORING AVERAGE

A-State: 82.9, 1966-67

Opponent: 85.2, 1968-69

MOST FIELD GOALS ATTEMPTED

A-State: Game — 97 vs. Lambuth, 1974-75

Season — 1,883, 1972-73

Opponent: Game — 110 by Mercer, 1972-73

Season — 1,967, 2006-07

MOST FIELD GOALS MADE

A-State: Game — 49 vs. Tusculum, 1972-73

Season — 925, 1987-88

Opposition: Game — 51 by Texas-Pan American, 1975-76

Season — 849, 1972-73

BEST FIELD GOAL PERCENTAGE

A-State: Game — .808 (21-26) vs. Lamar, 1981-82

Season — .531, 1982-83

Opponent: Game — .683 (41-60) by Louisiana Tech, 1984-85

Season — .493 in 1984-85

MOST THREE-POINT FIELD GOALS ATTEMPTED

A-State: Game — 36 (made 11) vs. Austin Peay, 1999-00

Season — 633, 2012-13

Opponent: Game — 36 (made 14) by Mississippi Valley State, 1996-97

Season — 658, 2006-07

MOST THREE-POINT FIELD GOALS MADE

A-State: Game — 20 vs. Lyon, 2002-03

Season — 241, 2002-03 & 2006-07

Opponent: Game — 17 by Eastern Illinois, 1999-00

Season — 243, 2007-08

BEST THREE-POINT FIELD GOAL PERCENTAGE

A-State: Game — (Min. 5 att.) — .833 (5-6) vs. Southern Mississippi, 1986-87; vs. Texas-Arlington, 1986-87

Season — .462, 1986-87 (97-210)

Opponent: Game — .714 (5-7) by South Alabama, 1996-97

Season — .407 (428-613), 2007-08

MOST FREE THROWS ATTEMPTED

A-State: Game — 62 vs. Austin Peay, 1961-62

Season — 771, 1971-72

Opponent: Game — 50 by Southeast Oklahoma, 1954-55; by Western Kentucky, 1992-93

Season — 737 in 2000-01

MOST FREE THROWS MADE

A-State: Game — 46 vs. Austin Peay State, 1961-62

Season — 520, 2012-13

Opponent: Game — 42 by Southeast Oklahoma, 1954-55

Season — 502, 2002-03

BEST FREE THROW PERCENTAGE

A-State: Game — 1.000 (18-18) vs. Houston Baptist, 1974-75; (13-13) vs. Stetson, 1975-76

Season — .763, 1984-85

Opponent: Game — 1.000 (18-18) by Southeast Oklahoma, 1962-63

Season — .780, 1960-61

MOST REBOUNDS

A-State: Game — 72 vs. Tennessee-Chattanooga, 1965-66; vs. Tusculum, 1972-73; vs. Southeast Missouri State (SEMO), 1973-74

Season — 1,318, 1971-72

Opponent: Game — 80 by Mercer, 1972-73

Season — 1,231 in 1962-63

BEST REBOUND AVERAGE

A-State: 50.7, 1971-72

Opponent: 51.2, 1961-62

MOST PERSONAL FOULS

A-State: Game — 34 vs. Southwest Louisiana, 1972-73; vs. Western Kentucky, 1992-93

Season — 653, 2006-07

Opponent: Game — 41 by Austin Peay, 1961-62

Season — 692, 1986-87

MOST DISQUALIFICATIONS ON FOULS

A-State: Game — 5 vs. Lamar, 1965-66

Season — 31, 1976-77

Opponent: Game — 6 by Austin Peay, 1961-62

Season — 40, 1966-67

MOST ASSISTS

A-State: Game — 33 vs. Southeast Missouri State (SEMO), 1975-76; vs. Texas-Pan American, 1976-77

Season — 570, 1987-88

Opponent: Game — 34 by Texas-Pan American, 1975-76

Season — 443, 2004-05

MOST VICTORIES IN A SEASON

1.	23	1990-91
2.	21	1986-87
	21	1987-88
4.	20	1988-89
	20	1997-98
6.	19	1950-51
	19	2012-13

MOST CONSECUTIVE VICTORIES

1.	12	1945-46
----	----	-------	---------

MOST CONSECUTIVE HOME WINS

1.	27	1987-90
2.	16	1964-66
3.	13	1990-91
	13	1997-98



CONVOCATION CENTER RECORDS

TEAM

MOST POINTS SCORED

A-State: 120 vs. Lyon College, 12/7/02
Opponent: 105 by Southwestern Louisiana, 2/24/90

MOST POINTS IN FIRST HALF

A-State: 64 vs. Lambuth, 12/11/04
Opponent: 54 by Middle Tennessee, 2/26/90

MOST POINTS IN SECOND HALF

A-State: 66 vs. Cal Poly San Luis Obispo, 12/19/97
Opponent: 63 by Cal Poly San Luis Obispo, 12/19/97

FEWEST POINTS

A-State: 46 — three times, last vs. Texas-Pan American, 2/8/96
Opponent: 38 by Texas-Pan American, 2/8/96

FEWEST POINTS IN FIRST HALF

A-State: 12 vs. Texas-Pan American, 2/18/96
Opponent: 16 by Louisiana Tech, 1/6/96

FEWEST POINTS IN SECOND HALF

A-State: 20 vs. Samford, 12/11/93
Opponent: 18 by Texas-Pan American, 2/8/96

MOST FIELD GOAL ATTEMPTS

A-State: 81—twice, last vs. Alabama A&M, 12/5/98
Opponent: 77 by Mississippi Valley State, 12/19/96

MOST FIELD GOALS MADE

A-State: 44 vs. Southwestern Louisiana, 2/24/90
Opponent: 37 by Southwestern Louisiana, 2/24/90

BEST FIELD GOAL PERCENTAGE

A-State: .653 (32-49)vs. New Orleans , 2/4/89
Opponent: .632 (36-57) by Western Kentucky, 2/22/01

FEWEST FIELD GOAL ATTEMPTS

A-State: 41 vs. Ball State, 12/16/07
Opponent: 28 by New Orleans, 1/21/88

FEWEST FIELD GOALS MADE

A-State: 14 vs. Texas-Pan American, 2/8/96
Opponent: 13 by Texas-Pan American, 2/8/96

LOWEST FIELD GOAL PERCENTAGE

A-State: .258 (17-66) vs. Lamar, 1/26/95
Opponent: .236 (13-55) by Texas-Pan American, 2/8/96

MOST 3-POINT FIELD GOAL ATTEMPTS

A-State: 36 vs. Austin Peay, 11/22/99
Opponent: 36 by Mississippi Valley State, 12/19/96

MOST 3-POINT FIELD GOALS MADE

A-State: 20 vs. Lyon College, 12/7/02
Opponent: 14 by UALR, 2/24/01

BEST 3-POINT FG PERCENTAGE (Min. 10 attempts)

A-State: .700 vs. FIU (7-10), 1/24/08
Opponent: .692 by New Orleans (9-13), 1/31/01

MOST FREE THROW ATTEMPTS

A-State: 49 vs. Jacksonville, 2/28/94
Opponent: 50 by Western Kentucky, 1/15/93

MOST FREE THROWS MADE

A-State: 36 vs. Jacksonville, 2/5/92
Opponent: 31 — four times, last by Western Kentucky, 1/15/93

BEST FREE THROW PERCENTAGE (Min. 10 attempts)

A-State: .929 (13-14) vs. South Alabama, 2/15/96
Opponent: 1.000 (11-11) by Middle Tennessee, 2/8/88

FEWEST FREE THROW ATTEMPTS

A-State: 4 vs. Memphis, 12/5/87; vs. Houston, 12/22/92
Opponent: 3 by Saint Louis, 1/27/93

FEWEST FREE THROW MADE

A-State: 2 — three times, last vs. Houston, 12/22/92
Opponent: 1 by Louisiana Tech, 1/7/95

LOWEST FREE THROW PERCENTAGE (Min. 10 attempts)

A-State: .182 (2-11) vs. Nicholls State, 12/3/88
Opponent: .100 (1-10) by Louisiana Tech, 1/7/95

MOST REBOUNDS

A-State: 68 vs. Southwestern College, 11/20/00
Opponent: 57 by Tennessee Tech, 12/21/95

FEWEST REBOUNDS

A-State: 21 vs. Austin Peay State, 11/22/99
Opponent: 17 by Central Baptist, 12/8/07

MOST PERSONAL FOULS

A-State: 34 vs. Western Kentucky, 1/16/93
Opponent: 35 by UALR, 2/3/03

FEWEST PERSONAL FOULS

A-State: 7 vs. ULM, 1/19/13
Opponent: 11 — three times, last by Southwest Louisiana, 3/2/90

MOST FOUL DISQUALIFICATIONS

A-State: 4 — twice, last vs. Tennessee Tech, 12/21/95
Opponent: 3 — three times, last by Jacksonville, 2/5/92

MOST TURNOVERS

A-State: 32 vs. Western Kentucky, 1/15/93
Opponent: 35 by Houston Baptist, 12/11/92

FEWEST TURNOVERS

A-State: 5 vs. Denver, 2/14/06
Opponent: 6 by Southwestern Louisiana, 2/24/90

MOST ASSISTS

A-State: 30 — three times, last vs. Cal Poly San Luis Obispo, 12/19/97
Opponent: 22 by Western Kentucky, 2/22/01

FEWEST ASSISTS

A-State: 6 vs. New Orleans, 1/6/94; vs. Murray State, 12/19/12
Opponent: 1 — twice, last by FIU, 1/24/08

MOST BLOCKED SHOTS

A-State: 12 vs. Morris Brown, 12/18/00
Opponent: 11 by Utah Valley State, 11/14/07

MOST STEALS

A-State: 23 vs. Tennessee-Martin, 12/13/94
Opponent: 14 — twice, last by Morris Brown, 12/16/00

MOST PLAYERS IN DOUBLE FIGURES

A-State: 6 — four times, last vs. Texas A&M-Corpus Christi, 1/25/03
Opponent: 5 — four times, last by Louisiana-Lafayette, 2/24/05

LARGEST MARGIN OF VICTORY

A-State: 65 — twice, last vs. Lyon College, 12/7/02
Opponent: 40 by Western Kentucky (100-60), 2/22/01

LONGEST WIN STREAKS

A-State: 27 — 1987-88, 1988-89, 1989-90; 13 — 1990-91, 1996-97, 1997-98; 10 — 1991-92
Opponent: 3 — twice, last in 2007-08

LONGEST LOSING STREAK

A-State: 8 — 1994-95
Opponent: 26 — 1987-88, 1989-90

INDIVIDUAL

MOST POINTS SCORED

A-State: 43 - Jeff Clifton vs. UALR, 1/29/94
Opponent: 42 - Alphonso Ford, Mississippi Valley State, 1/28/91

MOST FIELD GOAL ATTEMPTS

A-State: 25 - Jeff Clifton vs. Southwest Louisiana, 1/20/94
Opponent: 28 - Alphonso Ford, Mississippi Valley State, 1/28/91

ARKANSAS STATE





CONVOCATION CENTER RECORDS

MOST FIELD GOALS MADE

A-State: 17 - Jeff Clifton vs. Southwest Louisiana, 1/20/94
Opponent: 15 - Alphonso Ford, Mississippi Valley State, 1/28/91

BEST FIELD GOAL PERCENTAGE (Min. 10 attempts)

A-State: .846 - Eric Beatty vs. Alabama A&M (11-14), 12/5/98
Opponent: .857 - Desmond Yates, Middle Tennessee, 2/4/08

MOST 3-POINT FIELD GOAL ATTEMPTS

A-State: 15 - Keith Gray vs. Morgan State, 1/2/91
Opponent: 16 - Sydney Grider, Southwest Louisiana, 2/24/90

MOST 3-POINT FIELD GOALS MADE

A-State: 9 - Tavoris Thompson vs. Lyon College, 12/7/02;
Dewarick Spencer vs. Arkansas-Pine Bluff, 12/17/04
Opponent: 8 - Alan Barksdale, UALR, 2/19/00; Sydney Grider, Southwest Louisiana, 2/24/90

BEST 3-POINT FG PERCENTAGE (Min. 5 attempts)

A-State: 1.000 - Vernall Cole vs. Abilene Christian, 12/17/94 (5-5); Jerry Nichols vs. Western Kentucky, 1/15/05 (5-5)
Opponent: .800 - James McCoy, Morgan State (4-5), 1/2/90

MOST FREE THROW ATTEMPTS

A-State: 20 - Jeff Clifton vs. UALR, 1/29/94
Opponent: 20 - Ledell Eackles, New Orleans, 1/21/88

MOST FREE THROWS MADE

A-State: 16 - Jeff Clifton vs. UALR, 1-29-94
Opponent: 17 - Ledell Eackles, New Orleans, 1-21-88

BEST FREE THROW PERCENTAGE (Min. 10 attempts)

A-State: 1.000 - Brian Reaves vs. Jacksonville (14-14), 2/5/92
Opponent: 1.000 - Quincy Vance, Middle Tennessee (14-14), 2/26/90; David Diaz, Houston (12-12), 12/22/92; Leonard Hopkins, North Texas (11-11), 1/24/04; Justin Jonas, Troy (10-10), 1/19/08; O'Darien Bassett, Troy (10-10), 1/19/08

MOST REBOUNDS

A-State: 25 - Jeff Clifton vs. UALR, 1/29/94
Opponent: 17 - Michael McDonald, New Orleans, 1/16/95

MOST ASSISTS

A-State: 15 - Chico Fletcher vs. Jacksonville, 2/19/98
Opponent: 8 - Mike Wozniak, Cal Poly San Luis Obispo, 12/19/97; Adam Simpson, Lambuth, 12/11/04

MOST BLOCKED SHOTS

A-State: 11 - Jason Jennings vs. Morris Brown, 12/18/00
Opponent: 6 - Michael McDonald, New Orleans, 3/1/93 & 1/16/95; Lorenzo Coleman, Tennessee Tech, 12/21/95; Joe Walker, Utah Valley State, 11-14-07

MOST STEALS

A-State: 7 - Dereke Tipler vs. Freed-Hardeman, 12/10/05
Opponent: 6 - Troy Brown, Morgan State, 1/4/88; Mark Bell, Western Kentucky, 1/15/93

MISCELLANEOUS

MOST POINTS, BOTH TEAMS

204 - A-State 114, Cal Poly San Luis Obispo 90 (12/19/97)

FEWEST POINTS, BOTH TEAMS

84 - A-State 46, Texas-Pan American 38 (2/8/96)

LARGEST CROWDS

10,766 - vs. Memphis State, 12/5/87
10,312 - vs. UALR, 2/14/98
9,873 - vs. Lamar, 2/16/89
9,755 - vs. Louisiana Tech, 2/20/99
9,500 - vs. Lamar, 2/23/91
9,432 - vs. Louisiana Tech, 1/21/89
9,229 - vs. Louisiana State, 12/19/87
9,100 - vs. Rice, 3/14/91

9,056 - vs. New Orleans, 3/1/93

Arkansas State's Arena Record
Overall 244-99 (.711), Conference 131-67 (.662)



▲ A-STATE'S HIGHEST SCORES ▲

- 120 vs. Lyon College (55) in 2002-03
- 120 vs. Central Baptist (39) in 2010-11
- 116 vs. Southeast Missouri State (77) in 1970-71
- 114 vs. Cal Poly San Luis Obispo (90) in 1997-98
- 114 vs. Austin Peay State (101) in 1961-62
- 114 vs. Louisiana College (77) in 1962-63
- 113 vs. Lambuth (70) in 2004-05
- 113 vs. Panhandle State (88) in 1979-80
- 111 vs. Southeast Missouri State (102) in 1968-69
- 110 vs. Union (81) in 1954-55
- 110 vs. Texas-Arlington (65) in 1964-65
- 110 vs. Abilene Christian (45) in 1988-89
- 109 vs. Arkansas-Pine Bluff (66) in 2001-02
- 109 vs. Trinity (75) in 1963-64
- 109 vs. Tusculum (61) in 1972-73
- 108 vs. Lyon College (61) in 2011-12
- 108 vs. Central Baptist in 2008-09
- 108 vs. Mercer (82) in 1972-73
- 107 vs. Central Methodist (75) in 2001-02
- 107 vs. Southwestern Tennessee (54) in 1957-58
- 106 vs. Sam Houston State (87) in 2003-04
- 106 vs. Lamar (83) in 1967-68
- 106 vs. Southwestern Louisiana (119) in 1972-73
- 105 vs. Southwestern Tennessee (81) in 1955-56
- 105 vs. Arkansas-Pine Bluff (93) in 1966-67
- 104 vs. Alabama A&M (76) in 1998-99
- 104 vs. Grambling State (77) in 1989-90
- 103 vs. Lincoln University (48) in 2002-03
- 103 vs. Culver-Stockton (69) in 1980-81
- 102 vs. Abilene Christian (81) in 1994-95
- 102 vs. Central Arkansas (92) in 1952-53
- 101 vs. Arkansas College (51) in 1949-50
- 101 vs. Ouachita (67) in 1952-53
- 101 vs. Austin Peay State (94) in 1962-63
- 101 vs. Tennessee-Chattanooga (87) in 1966-67
- 101 vs. Trinity (91) in 1967-68
- 101 vs. Samford (80) in 1971-72
- 101 vs. Baker (86) in 1979-80
- 101 vs. Missouri Valley (50) in 1985-86
- 101 vs. Mississippi Valley State (68) in 1989-90
- 101 vs. Central Baptist (49) in 2007-08
- 100 vs. Texas A&M-Corpus Christi (73) in 2002-03
- 100 vs. Texas-Arlington (99) in 1964-65
- 100 vs. Southeastern Oklahoma (63) in 1966-67
- 100 vs. Southeast Missouri State (80) in 1974-75
- 100 vs. North Carolina A&T (102) in 1992-93

ARKANSAS STATE



ATTENDANCE RECORDS

ALL-TIME TOP A-STATE CROWDS

	Crowd	Opponent	Site	Result	Date
1.	30,049	Virginia Commonwealth	Syracuse, N.Y.	W, 82-66	12/2/89
2.	28,480	Temple	Syracuse, N.Y.	L, 65-41	12/1/89
3.	20,323	Louisville	Louisville, Ky.	L, 54-27	11/22/11
4.	18,742	Louisville	Louisville, Ky.	L, 67-55	12/4/05
5.	18,628	Richmond	Louisville, Ky.	W, 56-37	12/3/05
6.	18,018	New Mexico	Albuquerque, N.M.	L, 51-61	11/22/97
7.	17,703	Canisius	Albuquerque, N.M.	W, 63-59	11/21/97
8.	16,741	Memphis	Memphis, Tenn.	L, 63-84	11/20/07
9.	16,714	Memphis	Memphis, Tenn.	L, 55-74	12/5/09
10.	15,450	Oregon State	Iowa City, Iowa	L, 49-40	12/2/83
11.	15,450	Baylor	Iowa City, Iowa	W, 58-46	12/3/83
12.	14,005	North Texas	Oklahoma City, Okla.	W, 71-66	12/29/89
13.	13,905	Marshall	Lexington, Ky.	W, 81-73	12/16/88
14.	13,713	Memphis	Memphis, Tenn.	L, 86-60	11/29/06
15.	13,363	Utah	New Orleans, La.	L, 80-58	3/12/99
16.	13,349	Missouri	Columbia, Mo.	L, 80-58	12/6/93
17.	13,300	Missouri	Columbia, Mo.	L, 81-47	12/4/96
18.	13,205	UNLV	Las Vegas, Nev.	L, 78-71	12/27/84
19.	12,985	UALR	Little Rock, Ark.	L, 65-63	2/2/02
20.	12,714	Memphis	Memphis, Tenn.	L, 83-66	1/25/99
21.	12,712	Saint Louis	St. Louis, Mo.	L, 63-60	11/13/98
22.	12,658	LSU	Baton Rouge, La.	L, 98-74	12/18/90
23.	12,265	Dayton	Dayton, Ohio	L, 61-74	11/10/12
24.	11,665	Iowa	Iowa City, Iowa	W, 66-62	12/6/85
25.	11,587	Utah	Salt Lake City, Utah	L, 43-76	11/16/99
26.	11,200	Memphis	Memphis, Tenn.	W, 58-57	3/18/91
27.	11,200	Memphis	Memphis, Tenn.	W, 48-47	2/6/88
28.	11,200	Memphis	Memphis, Tenn.	L, 87-64	1/11/86
29.	11,200	Memphis	Memphis, Tenn.	L, 54-51	12/1/79
30.	11,025	Colorado	Boulder, Colo.	L, 81-75	3/22/91
31.	10,942	Memphis	Memphis, Tenn.	L, 77-66	12/13/80
32.	10,942	UAB	Iowa City, Iowa	L, 78-59	12/7/85
33.	10,903	Southern Mississippi	Memphis, Tenn.	L, 65-64	12/1/84
34.	10,875	Bowling Green State	Lexington, Ky.	W, 80-51	12/17/88
35.	10,800	Kansas State	Manhattan, Kan.	L, 83-61	11/29/76
36.	10,766	Memphis	Jonesboro, Ark.	L, 60-59	12/5/87
37.	10,600	Western Kentucky	Bowling Green, Ky.	L, 65-55	1/8/94
38.	10,586	Oklahoma	Norman, Okla.	L, 83-61	12/6/83
39.	10,409	Colorado State	Fort Collins, Colo.	L, 64-49	3/25/88
40.	10,312	UALR	Jonesboro, Ark.	W, 76-65	2/14/98
41.	10,130	LSU	Baton Rouge, La.	L, 73-61	12/4/86

Home games in bold

TOP A-STATE HOME CROWDS

	Crowd	Opponent	Result	Arena	Date
1.	10,766	Memphis State	L, 60-59	Convocation Center	12/5/87
2.	10,312	UALR	W, 76-65	Convocation Center	2/14/98
3.	9,873	Lamar	W, 90-71	Convocation Center	2/18/89
4.	9,755	Louisiana Tech	L, 85-83	Convocation Center	2/20/99
5.	9,500	Lamar	W, 59-57	Convocation Center	2/23/91
6.	9,432	Louisiana Tech	W, 57-52	Convocation Center	1/21/89
7.	9,229	Louisiana State	W, 66-52	Convocation Center	12/19/87
8.	9,100	Rice (NIT)	W, 78-71	Convocation Center	3/14/91
9.	9,056	New Orleans	L, 52-51	Convocation Center	3/1/93
10.	8,943	UALR	L, 87-81	Convocation Center	2/15/97
11.	8,775	Southwestern Louisiana	L, 80-83	Convocation Center	2/23/98
12.	8,713	Oklahoma State	W, 56-33	Convocation Center	12/23/96
13.	8,667	Houston	W, 54-51	Convocation Center	12/10/88
14.	8,568	Lamar	W, 79-65	Convocation Center	1/13/98
15.	8,479	Louisiana Tech	W, 59-55	Convocation Center	2/22/92
16.	8,342	UALR	W, 82-53	Convocation Center	2/6/93
17.	8,314	Oral Roberts	W, 70-57	Convocation Center	1/7/89
18.	8,153	UALR	W, 93-85	Convocation Center	2/19/00
19.	8,126	UALR	W, 73-60	Convocation Center	12/29/90
20.	8,120	South Alabama	W, 63-60	Convocation Center	2/1/92
21.	8,103	UALR	W, 81-64	Convocation Center	2/20/99
22.	8,093	Western Kentucky	W, 76-67	Convocation Center	1/15/98
23.	7,989	Southern Mississippi	W, 51-45	Convocation Center	1/14/89
24.	7,958	New Orleans	W, 82-53	Convocation Center	2/4/89





HEAD COACHES/CONVOCATION CENTER RECORDS



JOHN RAUTH
1949-63



NELSON CATALINA
1984-95



DICKEY NUTT
1995-2008



JOHN BRADY
2008-PRESENT

YEARS	COACH	SEASONS	GAMES	WON	LOST	Pct.
2008-	John Brady	5	158	80	78	.506
1995-08	Dickey Nutt	13	331*	162*	187	.489
1984-95	Nelson Catalina	11	327	188	139	.575
1976-84	Marvin Adams	8	218	111	107	.509
1969-76	John Rose	7	172	91	81	.535
1963-69	Marvin Speight	6	142	75	67	.528
1949-63	John Rauth	14	341	191	150	.560
1944-49	J.A. Tomlinson	5	120	51	69	.425
1941-42	Herbert Schwartz	1	18	2	16	.111
1936-41	Wendell Davis	5	96	36	60	.375
1935-36	Tommie Mills	1	23	14	9	.609
1934-35	Wayne Campbell	1	18	11	7	.611
1933-34	H.F. Parker	1	15	10	5	.667
1931-33	Jack Dale	2	35	20	15	.571
1926-31	Herbert Schwartz	5	92	36	56	.391

* - 27 total wins were later vacated from 2005-06 & 2006-07 seasons due to NCAA sanctions original on court win total was 189 in 358 games coached (.528 winning percentage).

YEARLY ATTENDANCE

A-State's Convocation Center Record - 259-96 (.729 winning percentage)

SEASON	GAMES	RECORD	ATTENDANCE	AVG
2012-13	15	13-2	50,954	3,397
2011-12	15	10-5	42,230	2,815
2010-11	13	13-0	42,709	3,285
2009-10	15	10-5	49,887	3,326
2008-09	14	9-5	48,987	3,499
2007-08	15	9-6	48,106	3,208
2006-07	13	11-2	42,313	3,255
2005-06	13	8-5	47,411	3,648
2004-05	14	12-2	59,388	4,242
2003-04	14	10-4	73,614	5,258
2002-03	14	9-5	72,135	5,152
2001-02	13	9-4	66,115	5,806
2000-01	13	9-4	68,709	5,285
1999-00	12	6-6	64,147	5,346
1998-99	12	9-3	79,397	6,616
1997-98	12	11-1	78,296	6,525
1996-97	14	11-3	79,090	5,649
1995-96	13	7-6	64,067	4,928
1994-95	15	4-11	68,689	4,573
1993-94	12	10-2	75,136	6,261
1992-93	13	9-4	82,991	6,384
1991-92	13	11-2	77,696	5,977
1990-91	13	13-0	81,510	6,270
1989-90	15	10-5	85,865	5,724
1988-89	14	14-0	92,995	6,643
1987-88	15	12-3	91,381	6,092
TOTALS	355	259-96	1,733,818	4,883

ARKANSAS STATE

Sun Belt Conference West Division Champions
2010-11 & 2012-13



ALL-TIME RESULTS

Record vs. All Opponents at Convocation Center

Ablene Christian	3-0	Maryland-Baltimore County	1-0
Air Force	0-1	MacMurray	2-0
Alabama A&M	1-0	McNeese State	1-0
Alabama State	1-0	Memphis	1-1
Appalachian State	1-0	Middle Tennessee	8-4
Arkansas-Little Rock (UALR)	15-8	Mississippi (Ole Miss)	1-1
Arkansas-Monticello	1-0	Mississippi Valley State	5-1
Arkansas-Pine Bluff	4-0	Missouri	0-1
Arkansas Tech	1-0	Missouri-Kansas City	2-0
Austin Peay	3-1	Missouri-Rolla	2-0
Ball State	1-0	Missouri State	1-4
Baylor	2-0	Morgan State	4-0
Bowling Green State	1-0	Morris Brown College	1-0
Brainerd College	1-0	Murray State	4-1
Cal Poly San Luis Obispo	1-0	Nevada	1-0
Centenary	1-0	New Mexico State	1-1
Central Arkansas	1-0	New Orleans	11-9
Central Baptist	4-0	Nicholls State	2-0
Central Florida	1-0	North Texas	4-5
Central Methodist	1-0	Oklahoma State	1-0
Cincinnati	1-0	Oral Roberts	3-1
Colorado State	0-1	Prairie View A&M	1-0
Creighton	1-0	Rice	1-0
Denver	7-4	Saint Louis	1-0
Eastern Kentucky	1-0	Sam Houston State	1-0
Eastern Illinois	1-1	Samford	2-1
Florida Atlantic	4-1	San Francisco State	1-0
Florida International (FIU)	10-2	Savannah State	1-0
Freed-Hardeman	1-0	Seattle	1-0
Grambling	1-0	South Alabama	11-4
Georgia Southern	0-1	South Carolina State	1-0
Georgia State	0-1	South Dakota State	1-0
Harding	1-0	Southeast Missouri State (SEMO)	2-0
Houston	1-1	Southern Mississippi	4-0
Houston Baptist	1-0	Southwest Missouri State	1-0
Indiana State	0-1	Southwestern College	2-0
Jackson State	1-1	St. Bonaventure	1-0
Jacksonville	4-1	Tennessee-Martin	5-0
James Madison	0-1	Tennessee Tech	0-1
Kent State	0-1	Texas A&M-Corpus Christi	1-0
Lambuth	1-0	Texas-Arlington	1-0
Lamar	12-2	Texas Christian (TCU)	1-1
Liberty	1-0	Texas-Pan American	10-2
Lincoln	1-0	Texas Tech	1-0
Louisiana-Lafayette	13-8	Toledo	0-1
Louisiana-Monroe (ULM)	8-0	Troy	3-2
Louisiana State (LSU)	1-0	Tulane	1-0
Louisiana Tech	11-3	Utah Valley State	0-1
Lyon College	6-0	West Alabama	2-0
		Western Kentucky	10-10

Arkansas Tech	W 29-23
Arkansas Tech	L 26-29
Arkansas Tech	L 24-31
Arkansas Tech	W 33-21
Memphis State	W 26-21

1930-31 9-14

Coach-Herbert Schwartz	
Poinsett Club	W 14-9
Poinsett Club	W 40-14
Southeast Missouri (SEMO)	L 25-36
Southern Illinois	L 20-22
Sparks College	L 23-27
James Milliken	L 24-27
Concordia (Mo.)	W 18-17
North Central College	L 21-40
Loyola (Ill.)	L 21-48
at Memphis State	L 30-40
Arkansas College	L 34-38
Arkansas College	W 37-14
Poinsett Club	W 42-22
Henderson	L 40-44
Henderson	L 32-41
Arkansas Teachers	L 20-33
Arkansas Teachers	L 20-33
Arkansas Hospital	W 35-24
Southern State	L 34-47
Southern State	L 31-41
Arkansas-Monticello	W 46-30
Arkansas-Monticello	W 42-30
Memphis State	L 21-45

1931-32 16-9

Coach-Jack Dale	
Jonesboro YMCA	W 17-15
Shooting Stars	W 35-9
Southeast Missouri (SEMO)	L 24-33
Central Illinois	L 19-39
Southern Illinois	L 22-25
Central Illinois	L 19-30
Concordia (Mo.)	W 30-23
Eastern Illinois	L 49-51
Loyola (Ill.)	W 28-22
Shurtleff College	L 21-46
Jonesboro YMCA	W 46-28
at Memphis State	W 25-17
Henderson	L 32-42
Henderson	L 37-42
UALR	W 54-33
Memphis State	W 30-28
Arkansas Teachers	W 32-31
Arkansas Tech	W 52-23
Arkansas Teachers	W 38-24
UALR	W 52-27
Colonial Bakers	W 59-58
Southern State	W 30-22
Southern State	L 26-28
Southern State	W 40-27
Arkansas Tech	W 38-29

1932-33 4-6

Coach-Jack Dale	
Trumann Indep.	W 30-25
Southeast Missouri (SEMO)	L 23-36
Saint Louis	L 19-45
Arkansas-Monticello	L 35-66
Southern State	L 32-41
Southern State	L 32-41
Arkansas Tech	W 41-34
UALR	W 54-34
UALR	W 63-34
Arkansas-Monticello	L 27-84

1933-34 10-5

Coach-H.F. Parker	
Southern Illinois	L 21-31
Saint Louis	L 22-46
Southeast Missouri (SEMO)	L 23-59
at Memphis State	W 32-27
Arkansas College	W 30-27
UALR	W 33-22
Arkansas Teachers	L 32-41
UALR	W 55-31
Arkansas Teachers	W 47-26
College of Ozarks	W 43-16
at Memphis State	W 32-30

ARKANSAS STATE

1926-27 3-13

Coach-Herbert Schwartz	
Sloan-Hendrix	W 36-35
Ole Miss	L 22-53
Ole Miss	L 16-41
Arkansas	L 12-41
Southern Illinois	L 17-40
Milliken	L 19-42
Lincoln Christian	L 24-39
Valparaiso	L 17-38
Loyola (Ill.)	L 9-37
Northern Illinois	L 20-54
Quincy (Ill.)	L 18-21
Illinois College	L 15-17
Arkansas College	W 29-27
Arkansas College	W 23-18
Arkansas College	L 25-36
Arkansas College	L 24-36

1927-28 4-13

Coach-Herbert Schwartz	
Southern Illinois	L 21-52
North Central	L 21-32
Valparaiso	L 27-51
Loyola (Ill.)	L 13-44
Northern Illinois	L 30-49
Sparks (Ill.)	L 31-40
Saint Louis	L 24-42
Illinois College	L 26-31
Arkansas College	W 32-23
Arkansas College	L 27-28
Arkansas College	L 20-32
Arkansas College	L 21-52
Memphis State	W 34-30
at Memphis State	L 30-34
Arkansas Teachers	L 24-41
UALR	W 36-22

Arkansas-Monticello W 39-20

1928-29 13-7

Coach-Herbert Schwartz	
Sloan-Hendrix	L 23-34
Olsen Swedes	L 27-39
Memphis State	W 34-23
Southern Illinois	L 11-33
Sparks (Ill.)	W 29-27
Mayfield (Ky.)	W 31-29
Mayfield (Ky.)	W 37-19
Arkansas-Monticello	W 33-25
Arkansas-Monticello	W 28-18
Arkansas College	W 27-17
at Memphis State	L 22-50
Arkansas Teachers	L 23-46
Arkansas Teachers	L 30-58
Southern State	L 26-41
Southern State	W 37-21
Arkansas Tech	W 34-19
Arkansas Tech	W 25-24
Arkansas College	W 27-14
Mayfield (Ky.)	W 39-20
Mayfield (Ky.)	W 25-13

1929-30 7-9

Coach-Herbert Schwartz	
Southern Illinois	L 23-40
Conner's Empires	L 35-50
Lombard	L 17-18
Milliken	L 20-32
Loyola (Ill.)	L 19-39
at Memphis State	L 22
Memphis State	W 26-21
Southern State	W 47-17
Southern State	W 36-20
Arkansas Teachers	L 15-30
Arkansas Teachers	W 30-27





ALL-TIME RESULTS

Arkansas Tech	W	47-46
Arkansas Tech	L	49-31
Arkansas College	W	28-24
Arkansas-Monticello	L	31-33

1934-35 11-7

Coach-Wayne Campbell

James Milliken	L	26-46
Loyola (Ill.)	L	29-36
Illinois State	L	30-31
Southern Illinois	L	33-87
Arkansas College	W	35-32
UALR	W	39-33
at Memphis State	L	31-32
UALR	W	40-33
Arkansas Teachers	W	50-36
Memphis State	W	52-21
Arkansas Tech	W	37-16
Arkansas Tech	W	47-26
Arkansas Teachers	W	43-31
Harding College	W	50-33
Harding College	W	51-33
Arkansas College	W	31-26
Southern State	L	47-58
Southern State	L	26-45

1935-36 14-9

Coach-Tommie Mills

Loyola (Ill.)	L	27-38
Armour Tech	L	19-44
Illinois State	L	25-27
Southeast Missouri (SEMO)	L	22-38
Southern Illinois	L	25-30
Monette Indep.	W	40-28
Harding College	W	50-25
Monette Independent	W	50-25
Harding College	W	43-29
Arkansas Teachers	L	40-55
Murray State	L	20-28
Hendrix	W	51-17
Tennessee-Martin	W	37-31
Southwestern	W	35-28
Arkansas Teachers	W	48-36
Hendrix	W	57-43
Tennessee-Martin	L	40-43
UALR	W	42-21
Southwestern	W	41-40
UALR	W	60-18
Arkansas Tech	W	49-31
Arkansas Tech	W	61-40
Arkansas Teachers	L	38-60

1936-37 5-12

Coach-Wendell Davis

Southern Illinois	L	28-41
Loyola (Ill.)	L	24-43
Armour Tech	L	28-35
Southeast Missouri (SEMO)	L	22-48
Southern Illinois	L	35-53
Murray State	L	27-46
Lambuth College	L	15-27
Hendrix	W	38-27
Lambuth College	W	34-23
Arkansas Teachers	L	24-34
UALR	W	41-13
Southern State	W	29-27
UALR	W	28-16
Southern State	L	23-41
Henderson	L	19-40
Hendrix	L	16-44
Arkansas Teachers	L	29-42

1937-38 9-12

Coach-Wendell Davis

N.Y. Shamrocks	L	23-36
Southern Illinois	L	35-57
Sparks College	L	23-45
James Milliken	L	25-28
St. Viator	L	16-40
Loyola (Ill.)	L	19-50
Armour Tech	L	32-38
Illinois State	L	24-38
at Memphis State	W	41-25
Harding College	W	44-22
Memphis State	W	39-27
Lambuth College	L	31-34

Hendrix	L	20-31
Harding College	L	33-34
Arkansas College	W	45-40
Lambuth College	W	36-22
Southern State	W	55-27
Arkansas College	W	31-29
Hendrix College	L	30-43
Southern State	W	41-29
Hendrix College	W	27-20

1938-39 8-11

Coach-Wendell Davis

Southern Illinois	L	29-42
Sparks College	L	37-42
James Milliken	W	35-34
North Central	L	26-60
Loyola (Ill.)	L	23-67
Armour Tech	L	35-37
DePaul	L	32-61
Northern Illinois	W	50-41
Memphis State	W	38-32
Harding College	W	33-30
Hendrix	L	28-34
Lambuth College	W	71-25
at Memphis State	L	46-53
Arkansas College	L	47-59
Hendrix	L	30-44
Harding College	L	39-75
Arkansas College	W	50-40
Memphis State	W	39-32
Lambuth College	W	38-36

1939-40 10-6

Coach-Wendell Davis

Memphis State	W	45-44
Arkansas College	L	42-47
Henderson	W	41-36
Southern State	W	60-36
Arkansas Tech	W	55-34
Southern State	W	69-58
Ouachita	L	53-55
Henderson	L	57-72
Northwest Mississippi JC	W	62-38
at Memphis State	W	46-41
Hendrix	W	53-43
Ouachita College	W	38-37
Hendrix College	W	39-35
Arkansas Tech	L	38-58
Northwest Mississippi JC	L	38-40
Arkansas College	L	41-43

1940-41 4-19

Coach-Wendell Davis

Southern Illinois	L	28-34
Eastern Illinois	L	21-50
Loras (Iowa)	L	39-51
Loyola (Ill.)	L	42-72
DePaul	L	30-50
Chicago State	L	32-40
Oakland College	W	56-51
Mexico	W	50-49
Murray State	L	22-63
Arkansas Tech	L	36-50
Whiskered Wiz.	L	29-39
Southern State	W	47-42
Arkansas College	L	38-59
Ouachita	L	28-37
Henderson	L	30-58
Hendrix	L	18-21
Murray State	L	29-47
Arkansas Tech	L	36-38
Henderson	L	25-31
Ouachita	L	27-47
Hendrix	W	46-41
Southern State	L	46-49
Arkansas College	L	46-53

1941-42 2-16

Coach-Herbert Schwartz

Southeast Missouri (SEMO)	L	21-46
Southern Illinois	L	18-49
Loyola (Ill.)	L	19-63
Chicago State	L	26-30
DePaul	L	35-70
Beloit (Wis.)	L	25-45
Loras (Iowa)	L	15-48

Augustana	L	40-41
Southwestern	W	34-25
Arkansas Teachers	L	30-31
Arkansas Teachers	L	20-34
Arkansas College	L	32-42
Arkansas College	L	36-49
Southwestern	W	39-33
Hendrix	L	37-49
Arkansas College	L	33-42
Hendrix	L	42-49
Arkansas College	L	58-60

1942-44 No Team

1944-45 1-13

Coach-J.A. Tomlinson

Murray State	L	20-66
at Southeast Missouri (SEMO)	L	36-59
Southeast Missouri (SEMO)	L	15-48
at Kentucky	L	6-75
at Eastern Kentucky	L	17-87
Mississippi	L	26-64
Southwestern (Tenn.)	L	27-51
Memphis State	L	25-43
at Southwestern (Tenn.)	L	37-45
at Union (Tenn.)	L	24-44
at Memphis State	L	30-41
Ouachita	L	57-77
Henderson State	W	27-22
Union (Tenn.)	L	31-40

1945-46 12-11

Coach-J.A. Tomlinson

Southeast Missouri (SEMO)	L	28-40
Washington (Mo.)	L	39-52
Wheaton College	L	33-38
DePaul	L	26-82
Western Illinois	L	35-50
Illinois State	L	45-58
Southern Illinois	L	46-72
Southeast Missouri (SEMO)	L	52-76
Concordia (Mo.)	L	44-49
Southwestern	W	63-30
Ouachita	W	65-51
Henderson	W	48-28
Union (Tenn.)	W	77-42
at Memphis State	W	56-42
Southwestern	W	70-33
Hendrix	W	48-24
Union (Tenn.)	W	93-46
Memphis State	W	46-36
Henderson	W	52-45
Arkansas Teachers	W	41-39
Hendrix	W	70-46
Beloit (Wis.)	L	50-77
Concordia (Mo.)	L	46-56

1946-47 17-16

Coach-J.A. Tomlinson

Murray State	L	26-67
Southeast Missouri (SEMO)	W	53-49
Centenary College	L	54-56
Southwestern	W	81-41
Murray State	L	43-59
Southern Illinois	L	31-72
Washington (Mo.)	L	50-58
Concordia (Mo.)	L	36-56
Beloit (Wis.)	L	49-52
Beloit (Wis.)	L	54-66
Southeast Missouri (SEMO)	W	55-51
Arkansas College	W	59-34
Ole Miss	W	40-29
Concordia (Mo.)	L	42-59
Memphis State	W	52-37
Mexico	W	65-45
Arkansas-Monticello	W	62-47
Bradley	L	41-77
Southwestern	W	52-45
Memphis State*	L	50-62
Sewanee	W	49-42
Texas-Wesleyan	L	52-54
Texas-Wesleyan	L	48-81
Arkansas-Monticello	W	71-51
Centenary	L	33-36
at Memphis State (OT)	W	58-56
Sewanee	W	39-33

ARKANSAS STATE



ALL-TIME RESULTS

Arkansas Teachers	W	54-47
Arkansas Teachers	L	38-47

at Osceola

NAIA Playoffs

Ozarks	W	49-47
Southern State	W	63-59
Arkansas Teachers	W	47-35

NAIA Tournament

Beloit (Wis.)	L	60-75
---------------	---	-------

1947-48

7-18

Coach-J.A. Tomlinson

Saint Louis	L	38-90
Southeast Missouri (SEMO)	L	38-86
Southern Illinois	L	37-47
Middle Tennessee	W	48-33
Murray State	L	40-49
Valparaiso (Ind.)	L	47-67
Lawrence Tech	L	48-60
James Milliken	L	56-70
Kansas State-Pittsburg	L	40-43
at Memphis State	W	53-50
Southwestern	W	36-35
Louisville	L	36-68
Southern Illinois	L	42-72
Arkansas	L	59-76
Arkansas College	W	57-49
Western Kentucky	L	37-76
Southeast Missouri (SEMO)	L	51-62
Arkansas College	W	50-44
Southwestern	W	65-63
Murray State	L	54-78
Ole Miss	L	51-67
Ole Miss	W	78-53
Arkansas Teachers	L	46-55
Arkansas Teachers	L	42-51
Indiana State	L	44-53

1948-49

14-11

Coach-J.A. Tomlinson

Southeast Oklahoma	L	38-39
Southeast Oklahoma	L	34-50
Siena (N.Y.)	L	35-51
Valparaiso	L	62-75
Western Michigan	L	39-50
Lawrence Tech	L	54-64
Kansas State-Pittsburg	L	49-55
Delta State	L	46-71
Arkansas College	W	74-47
Southwestern	W	54-37
Memphis State	L	55-59
Arkansas College	W	84-69
Henderson	W	75-56
Delta State	W	57-49
Arkansas Teachers	W	51-48
Ouachita	W	80-44
Southwestern	W	71-44
Indiana State	L	58-70
Henderson	W	76-71
Ouachita	W	66-59
at Memphis State	W	61-52
Arkansas Teachers	W	46-44

NAIA Playoffs

Ozarks	W	68-50
Ozarks	W	58-49

NAIA Tourney

Hamline (Minn.)	L	43-76
-----------------	---	-------

1949-50

16-8

Coach-John Rauth

Southeastern Louisiana	W	60-54
Southwestern	W	47-44
Southeast Oklahoma	L	55-60
Southeast Oklahoma	L	56-65
Southern Illinois	L	33-68
Arkansas College	W	59-55
Delta State	L	52-58
Henderson	W	58-56
College of Ozarks	W	55-46
Ouachita	W	61-48
at Memphis State	L	49-54
Arkansas Teachers	W	72-64
Hendrix College	W	76-55
College of Ozarks	W	67-61
Arkansas Tech	L	45-49
Delta State	W	58-46

Memphis State	W	52-51
Southwestern	W	69-63
Henderson	W	60-58
Ouachita	L	55-60
Arkansas Tech	L	55-57
Arkansas Teachers	W	71-65
Hendrix	W	72-47
Arkansas College	W	101-51

East Texas State	L	65-80
Ouachita	W	98-67
Southern State	L	71-76
Arkansas Teachers	W	102-92

NAIA Playoffs

Arkansas Tech	L	80-97
---------------	---	-------

1953-54

14-11

Coach-John Rauth

Austin College	W	90-64
Southeast Oklahoma	L	52-68
Southeast Oklahoma	L	68-76
Arkansas College	W	86-79
Mississippi State	L	74-79
Florence State	W	72-61
Southwestern	W	79-59
Centenary	L	80-85
Arkansas College	W	90-51
Southwestern	W	83-60
Austin Peay State	W	94-65
Bethel College	W	89-72
Union (Tenn.)	W	86-71
Centenary	W	79-70
Regis (Colo.)	L	64-73
at Memphis State	L	77-87
Austin Peay State	L	59-72
Union (Tenn.)	L	89-92
Mississippi State	L	71-74
Memphis State	W	85-75
Florence State	W	82-68
Florida State	L	68-78
Bethel College	W	86-66

NAIA Playoffs

Arkansas College	W	99-72
Arkansas Tech	L	85-91

1954-55

13-11

Coach-John Rauth

Southeast Oklahoma	L	69-87
Southeast Oklahoma	L	66-94
Bethel College	W	80-76
Union (Tenn.)	L	67-84
Midwestern (Tenn.)	W	87-83
Kansas State-Pittsburg	W	84-69
McNeese State	W	87-65
Centenary	L	78-109
NE Louisiana	L	91-104
Southwestern	L	78-82
Bethel College	W	82-67
NE Louisiana	W	94-78
at Memphis State	L	79-104
Austin Peay State	W	84-60
Centenary	W	85-81
Delta State	W	77-61
Austin Peay State	L	61-68
Memphis State	L	71-86
Abilene Christian	W	75-60
Austin College	W	96-89
Delta State	L	62-71
Southwestern	W	81-71
Union (Tenn.)	W	110-81

NAIA Playoffs

Arkansas Tech	L	76-92
---------------	---	-------

1955-56

14-11

Coach-John Rauth

Austin Peay State	W	89-67
Arkansas College	W	92-61
Ole Miss	L	79-95
Mississippi State	W	76-61
Southern Mississippi	W	88-74
Ottawa (Kan.)	W	80-55
Southwestern	W	75-70
Ole Miss	W	78-71
Centenary	L	59-86
NE Louisiana	L	70-97
Union (Tenn.)	W	83-69
Memphis State	L	64-74
Mississippi State	L	78-86
Delta State	W	91-65
NE Louisiana	W	86-69
at Memphis State	L	67-97
Union (Tenn.)	W	84-81
Austin Peay State	L	73-76
Delta State	L	68-72
at Southern Mississippi	L	65-71

1950-51

19-5

Coach-John Rauth

Arkansas College	W	56-42
Mississippi State	W	67-61
Bowling Green	L	51-74
Kent State	W	60-50
Gannon (Pa.)	L	57-66
Lawrence Tech	L	71-83
Northwestern Louisiana	W	79-62
Southwestern	W	73-48
Arkansas Tech	L	66-71
College of Ozarks	W	62-43
Delta State	W	71-51
Southern Illinois	W	71-45
Arkansas Tech	W	77-57
Hendrix	W	68-46
College of Ozarks	W	74-39
Ouachita	W	80-53
Hendrix College	W	75-38
Arkansas Teachers	L	51-54
Henderson	W	75-36
Delta State	W	74-56
Arkansas College	W	90-69
Henderson	W	75-67
Ouachita	W	79-68
Arkansas Teachers	W	72-49

1951-52

12-13

Coach-John Rauth

Southwestern	W	98-34
Arkansas College	W	68-64
Mississippi State	L	43-67
Ole Miss	L	53-73
Louisiana Tech	L	56-59
Southwestern	W	66-48
Mississippi State	L	63-64
Arkansas Tech	L	50-52
Ole Miss	L	62-64
Hendrix	W	67-40
Henderson	W	69-64
Arkansas Tech	L	59-61
Southern State	L	63-84
College of Ozarks	W	78-44
Henderson	W	69-34
Arkansas College	W	62-59
Delta State	W	59-55
Arkansas Teachers	L	45-47
Hendrix	L	65-66
College of Ozarks	W	59-57
Southern State	W	74-58
Delta State	L	57-59
Arkansas Teachers	W	56-50

NAIA Playoffs

Arkansas Teachers	L	50-62
Southern State	L	55-59

1952-53

11-13

Coach-John Rauth

Southeast Oklahoma	L	52-57
Southeast Oklahoma	L	59-70
Arkansas College	L	53-73
Ole Miss	L	80-100
East Texas State	L	55-70
Louisiana Tech	L	58-66
Southwestern	W	67-47
Mississippi	L	68-78
Southwestern	W	70-58
Ouachita	W	101-67
Southern State	L	78-82
Austin Peay State	L	60-65
Union (Tenn.)	W	76-61
Arkansas College	W	85-70
Union (Tenn.)	W	81-78
Florida State	W	88-77
College of Ozarks	W	82-63
Austin Peay State	L	59-66
College of Ozarks	W	95-62



ALL-TIME RESULTS

Arkansas College	W	82-78
Centenary	L	65-79
Southwestern	W	105-81

NAIA Playoffs

Hendrix	W	72-52
Southern State	L	69-92

1956-57 7-14

Coach-John Rauth

at Memphis State	L	68-88
Abilene Christian	W	69-60
Arkansas Tech	L	61-73
Ole Miss	L	66-87
Central Missouri	W	67-49
Ole Miss	L	76-79
Southern Mississippi*	L	59-73
Southwestern	L	66-75
Bethel College	L	71-85
Bethel College	W	89-80
Louisiana College	W	84-67
Delta State	L	49-68
Southern State	L	78-79
Southwestern	W	84-81
Southern Mississippi	W	55-54
Austin Peay State	W	58-53
Southern State	L	75-77
Delta State	L	70-73
Arkansas Tech	L	70-88
Memphis State	L	75-87

NAIA Playoffs

Arkansas College	L	58-70
------------------	---	-------

*Portales, N.M.

1957-58 18-9

Coach-John Rauth

Southeast Oklahoma	L	54-57
Southeast Oklahoma	W	79-52
Ole Miss	L	58-62
Arkansas-Monticello	W	69-65
Arkansas Tech	W	68-63
Ole Miss	W	76-56
NE Louisiana	W	81-50
NE Louisiana	L	61-76
Southwestern	W	71-54
Southern Mississippi	W	50-46
Austin Peay State	L	50-95
Delta State	W	69-58
Southern State	W	79-59
Northwest Missouri	W	69-59
Austin Peay State	W	89-69
Arkansas Tech	W	70-60
Union (Tenn.)	L	72-78
Union (Tenn.)	W	91-76
Centenary	W	66-49
Delta State	L	68-74
at Southern Mississippi	L	45-77
Southwestern	W	107-54
Southeast Missouri (SEMO)	W	80-67
Southern State	W	60-56
Centenary	L	84-101

NCAA Tournament

Regis (Colo.)	L	47-48
Centenary	W	83-70

1958-59 10-13

Coach-John Rauth

Southeast Oklahoma	W	61-58
Southeast Oklahoma	L	59-70
Mississippi State	L	57-72
Southeast Missouri (SEMO)	L	68-71
Mississippi State	L	71-98
Austin Peay State	W	68-45
NE Louisiana	W	70-58
NE Louisiana	L	72-86
Southwestern	L	59-72
Delta State	W	62-53
Southern State	W	61-53
Kansas State-Pittsburg	W	51-50
McMurry College	L	56-62
Southeast Missouri (SEMO)	W	59-57
Kansas State-Pittsburg	L	50-60
Austin Peay State	L	49-81
Tampa	W	77-52
Delta State	L	63-82
Centenary	W	56-52
Tampa	L	60-78

Florida Southern	L	62-83
Southwestern	W	63-59
Centenary	L	56-77

1959-60 14-13

Coach-John Rauth

Nicholls State	L	61-82
Mississippi	L	57-67
Vanderbilt	L	66-98
Southwest Missouri	W	55-54
Southwestern	W	65-54
Ole Miss	L	58-75
Southeast Oklahoma	L	46-47
DePaul	W	67-62
NE Louisiana	W	66-58
NE Louisiana	W	53-52
Delta State	W	66-61
Bethel College	W	75-65
Loyola (La.)	L	59-74
Austin Peay State	W	58-54
Austin Peay State	L	67-71
Southeast Missouri (SEMO)	L	64-75
Kansas State-Pittsburg	W	81-71
Florida Southern	W	81-76
Bethel College	L	61-66
Kansas State-Pittsburg	L	51-75
Southwestern	W	89-67
Southeast Missouri (SEMO)	L	79-103
Loyola (La.)	W	51-49
Quincy (Ill.)	W	63-53
Southwest Missouri	W	69-65

NCAA Tournament

Evanville	L	74-91
Buffalo State	L	52-53

1960-61 11-11

Coach-John Rauth

Southeast Oklahoma	L	51-67
Southeast Oklahoma	W	63-49
Ole Miss	W	59-53
Kansas State-Pittsburg	W	74-66
Ole Miss	L	47-82
Wisconsin State	W	82-69
NE Louisiana	W	77-56
Murray State	W	65-61
NE Louisiana	L	66-77
Christian Brothers	W	73-71
Southeast Missouri (SEMO)	L	62-67
Austin Peay State	L	73-86
Southwest Missouri	L	80-93
Kansas State-Pittsburg	W	66-60
Southwest Missouri	W	65-62
Delta State	L	53-72
Austin Peay State	L	75-84
Nicholls State	W	83-79
Christian Brothers	L	52-57
Delta State	W	99-83
Murray State	L	56-73
Southeast Missouri (SEMO)	L	77-85

1961-62 17-7

Coach-John Rauth

Texas Wesleyan	W	87-83
Southeast Missouri (SEMO)	W	66-65
at Murray State	L	77-80
Southeast Oklahoma	L	42-43
Southeast Oklahoma	W	58-46
NE Louisiana	W	76-72
Ottawa (Kan.)	W	60-50
Illinois Wesleyan	W	87-73
at Southeast Missouri (SEMO)	L	57-82
at Christian Brothers	L	69-75
Austin Peay State	W	114-101
St. Mary's (Minn.)	W	84-68
Kansas State-Pittsburg	W	91-75
The Citadel	W	80-75
at Kansas State-Pittsburg	W	83-74
Nicholls State	W	94-73
at NE Louisiana	L	73-87
Delta State	W	87-81
at Austin Peay State	W	74-73
Murray State	L	74-80
Christian Brothers	W	88-72
at Delta State	W	86-83

NCAA Tournament

Lamar	W	66-65
-------	---	-------

Southeast Missouri (SEMO)	L	64-76
---------------------------	---	-------

1962-63 15-11

Coach-John Rauth

New Mexico State	W	84-74
at Southeast Missouri (SEMO)	L	81-90
at Murray State	L	76-94
Southeast Oklahoma	W	62-60
Southeast Oklahoma	L	47-70
Missouri-Rolla	W	83-65
NE Louisiana	W	67-60
Panhandle A&M	W	61-59
Virginia	L	74-94
Tulane	W	84-71
at NE Louisiana	L	75-88
at Kansas State-Pittsburg	L	84-103
Austin Peay State	L	71-75
Christian Brothers	W	71-49
Delta State	L	53-55
Southeast Missouri (SEMO)	W	79-65
Murray State	W	75-62
Kansas State-Pittsburg	W	63-59
at Christian Brothers	W	65-57
Nicholls State	W	69-44
at Austin Peay State	W	101-94
at The Citadel	L	57-71
Louisiana College	W	114-77
at Delta State	L	64-92

NCAA Tournament

Lamar	L	88-89
Southeast Missouri (SEMO)	W	77-75

1963-64 16-9

Coach-Marvin Speight

at Southeast Missouri (SEMO)	L	75-80
at Murray State	L	63-93
North Texas State	W	64-63
Southeast Oklahoma	W	65-61
Southeast Oklahoma	W	74-63
William & Mary	L	71-73
Tulane	W	84-77
Christian Brothers	W	81-67
at Delta State	W	70-55
at Abilene Christian	L	76-108
at Trinity University	W	87-60
Southeast Missouri (SEMO)	W	75-53
at Central Missouri	W	87-84
at Vanderbilt	L	73-108
Trinity University	W	109-75
at Texas-Arlington	W	82-76
Murray State	W	85-74
Abilene Christian	W	92-66
at Christian Brothers	W	68-61
Lamar	L	88-91
at SW Louisiana	L	78-82
at Loyola (La.)	L	75-86
Delta State	W	85-63
Texas-Arlington	W	90-74
Lamar	L	69-95

1964-65 13-9

Coach-Marvin Speight

at Murray State	L	71-73
at The Citadel	L	75-94
at East Carolina	L	68-84
at East Tennessee	L	68-89
at North Texas State	L	54-70
at Southeast Missouri (SEMO)	L	58-72
Southeast Oklahoma	W	59-57
Southeast Oklahoma	W	68-64
Air Force	W	73-67
Central Missouri	W	79-72
Delta State	W	77-64
Texas-Arlington	W	110-65
at Trinity University	W	82-51
East Tennessee	W	87-81
Southeast Missouri (SEMO)	W	97-69
Lamar	W	99-97
at Abilene Christian	L	70-83
at Delta State	L	76-80
at Texas-Arlington	W	100-99
Trinity University	W	95-85
at Lamar	L	74-81
Abilene Christian	W	80-72

ARKANSAS STATE

Sun Belt Conference West Division Champions 2010-11 & 2012-13



ALL-TIME RESULTS

1965-66

17-9

Coach-Marvin Speight	
The Citadel	W 74-73
Parsons (Iowa)	W 85-68
at Southeast Missouri (SEMO)	W 73-72
SW Louisiana	W 78-75
East Carolina	W 70-68
Southeast Oklahoma	W 62-48
Southeast Oklahoma	L 44-48
Rice	W 92-75
Miami (Ohio)	L 61-81
Centenary	W 93-75
at Abilene Christian	L 57-58
at Trinity University	W 99-84
at Tennessee-Chattanooga	W 87-62
Southeast Missouri (SEMO)	W 95-81
Murray State	W 63-61
Texas-Arlington	W 89-81
Abilene Christian	L 74-78
Lamar	L 72-81
Loyola (La.)	W 72-60
at Centenary	L 79-87
Trinity University	W 74-62
at Saint Louis	L 64-87
at Lamar	L 82-90
at Texas-Arlington	W 91-85
NCAA Tournament	
Southwest Missouri State	L 71-72
Jackson State	W 84-77

1966-67

17-7

Coach-Marvin Speight	
at East Tennessee	L 59-78
at Tennessee Tech	L 78-88
East Tennessee	W 70-64
Southeast Oklahoma	L 74-75
Southeast Oklahoma	W 100-63
Virginia Military Institute (VMI)	W 81-71
Houston	L 58-68
at Abilene Christian	W 82-80
Tennessee-Chattanooga	W 101-87
at Oglethorpe	W 82-81
+NW Louisiana	W 72-68
+Louisiana College	L 88-92
Tennessee-Martin	W 76-67
Abilene Christian	W 76-70
at Trinity University	W 81-75
Lamar	W 89-73
Southeast Missouri (SEMO)	W 99-85
at Texas-Arlington	W 99-87
at Lamar	W 86-82
at Southeast Missouri (SEMO)	L 68-74
Texas-Arlington	W 93-77
Trinity University	W 93-79
NCAA Tournament	
Lincoln (Mo.)	L 80-93
Arkansas-Pine Bluff	W 105-93

+Alexandria, La.

1967-68

6-17

Coach-Marvin Speight	
Oral Roberts	L 67-69
at New Mexico State	L 62-96
at Texas-El Paso (UTEP)	L 48-57
at Southwest Missouri State	L 53-72
Tennessee Tech+	L 70-73
East Tennessee State	L 75-105
at East Tennessee State	L 54-91
The Citadel	L 71-79
Western Michigan	L 73-84
Southwest Missouri State	L 66-71
at Texas-Arlington	W 83-77
at Lamar	L 64-92
at Southeast Missouri (SEMO)	L 71-80
at Kentucky Wesleyan	L 75-100
at Tennessee-Martin	W 67-58
Southeast Missouri (SEMO)	W 82-81
at Trinity University	L 63-94
Texas-Arlington	W 73-65
at Abilene Christian	L 77-85
Lamar	W 106-83
Kentucky Wesleyan	L 62-73
Trinity University	W 101-91
Abilene Christian	L 93-96

+ Little Rock, Ark.

1968-69

6-16

Coach-Marvin Speight	
Tennessee-Martin	L 66-76
Southeast Oklahoma	W 92-73
at Denver	L 80-106
at Air Force	L 58-76
Kentucky Wesleyan	L 64-69
at Southeast Missouri (SEMO)	L 77-78
Delta State+	L 69-86
Union (Tenn.)+	L 79-87
at Southwest Missouri	L 62-92
Union (Tenn.)	W 78-76
Lamar	L 81-84
Trinity University	L 71-92
Southeast Missouri (SEMO)	W 111-102
Southwest Missouri	L 67-90
at Tennessee-Martin	L 69-87
at Kentucky Wesleyan	L 86-105
at Abilene Christian	W 77-75
at Texas-Arlington	L 80-83
Abilene Christian	W 94-73
Texas-Arlington	W 83-81
at Trinity University	L 87-90
at Lamar	L 78-94

+Jackson, Tenn.

1969-70

14-9

Coach-John Rose	
Southeast Oklahoma	W 78-76
Southeast Oklahoma	W 64-61
at Tennessee-Martin	W 83-74
at Alabama	L 79-93
at The Citadel	W 81-72
Southwest Missouri State	L 74-80
Southern Mississippi	L 89-116
at Southwest Missouri State	L 72-88
Kentucky Wesleyan	W 88-84
Texas-Pan American	W 89-76
at Southeast Missouri (SEMO)	L 57-79
Tennessee-Martin	W 73-67
Delta State	W 93-88
Southeast Missouri (SEMO)	W 76-66
at Lamar	L 51-53
at Trinity University	L 76-97
Abilene Christian	W 78-71
Texas-Arlington	L 69-71
at Delta State	W 82-52
Lamar	W 90-89
Trinity University	W 88-80
at Abilene Christian	W 74-68
at Texas-Arlington	L 85-90

DIVISION I

1970-71

15-9

Coach-John Rose	
Southeast Oklahoma	W 98-69
Tennessee Tech	W 81-72
at South Alabama	L 59-69
at Southern Mississippi	L 75-80
Oklahoma	W 88-73
at Southwest Missouri State	W 74-56
at Texas-Pan American	L 83-94
at Tennessee Tech	L 69-85
Southeast Missouri (SEMO)	W 116-77
at Wichita State	L 68-73
at Oklahoma State	L 60-65
Lamar	W 89-69
Trinity University	W 59-51
Virginia Commonwealth	W 94-86
The Citadel	W 74-60
Southwest Missouri State	W 89-62
at Abilene Christian	W 81-75
at Texas-Arlington	L 73-80
South Alabama	W 76-59
at Southeast Missouri (SEMO)	L 88-97
at Lamar	L 78-82
at Trinity University	W 55-53
Texas-Arlington	W 92-71
Abilene Christian	W 72-57

1971-72

13-13

Coach-John Rose	
Georgia Southern	L 79-85
Union (Tenn.)	L 98-99

at Centenary	W 76-64
Midwestern (Texas)	W 80-68
Tennessee-Chattanooga	W 90-78
Oklahoma state	W 88-76
at Texas Tech	L 68-75
at Midwestern (Texas)	L 72-73
Wichita State	W 84-74
Texas A&M-Corpus Christi	W 66-60
at The Citadel	L 48-86
Texas-Arlington	W 86-79
Abilene Christian	W 95-72
at Tulsa	L 60-86
Texas-Pan American	L 80-82
at Oklahoma	L 53-62
SW Louisiana	L 73-87
Lamar	L 76-85
Trinity University	W 84-64
Louisiana Tech	L 89-107
at Texas-Arlington	L 71-75
at Abilene Christian	W 79-72
at Lamar	L 71-87
at Trinity University	W 98-75
Centenary	L 85-88
Samford	W 101-80

▷forfeited to A-State

1972-73

9-15

Coach-John Rose	
Tusculum (Tenn.)	W 109-61
NW Oklahoma	W 77-69
Houston Baptist	W 87-72
Mercer&	L 79-86
St. Peters (N.J.)&	L 85-91
The Citadel	L 80-81
at Stetson	L 79-90
at Louisiana Tech	L 68-80
Mercer	W 108-82
at McNeese State	L 77-101
Lamar	W 85-76
SW Louisiana	L 106-119
at Abilene Christian	L 70-82
at Texas-Arlington	L 60-62
at Centenary	L 75-98
Louisiana Tech	L 78-88
McNeese State	L 80-81
at Drake	L 63-83
at Lamar	L 84-94
SW Louisiana	L 78-109
Centenary	L 79-88
Texas-Arlington	L 76-82
Abilene Christian	W 92-85
at Texas-Pan American	W 86-82

▷forfeited to ASU

&-Macon, Ga.

1973-74

17-8

Coach-John Rose	
Wisconsin-Milwaukee	W 98-63
South Florida	W 91-89
at Texas-Pan American	W 91-80
Tulsa+	L 81-90
Jackson State&	L 73-80
Washington&	L 64-79
at Delta State	W 94-64
at Southeast Missouri (SEMO)	W 67-55
Christian Brothers	W 58-45
Stetson	W 60-56
Drake	L 69-89
Texas-Pan American	L 63-66
Southeast Missouri (SEMO)	W 90-87
at Louisiana Tech	W 71-62
Delta State	W 69-55
Texas-Arlington	W 70-58
Lamar	W 72-62
at Christian Brothers	W 88-52
at NE Louisiana	W 72-71
McNeese State	L 77-83
at Texas-Arlington	W 79-78
Louisiana Tech	W 90-81
at Lamar	W 81-67
NE Louisiana	L 90-94
at McNeese State	L 60-65

+Little Rock, Ark.

&-Omaha, Neb.

ARKANSAS STATE





ALL-TIME RESULTS

1974-75 13-12

Coach—John Rose	
11/30	Delta State W 97-81
12/2	at Georgia Southern W 74-72
12/5	Southeast Missouri (SEMO) W100-80
12/9	Texas-Pan American L 70-71
12/12	at Tulsa L 91-106
12/20	Houston Baptist W 83-75
12/21	Tennessee-Martin W 95-73
1/6	at Houston Baptist W 90-79
1/8	at Texas-Pan American L 73-89
1/11	at Samford L 88-94
1/13	Georgia Southern W 90-70
1/18	at South Florida L 63-70
1/20	Stetson L 51-56
1/23	Texas-Arlington W 80-71
1/27	McNeese State L 70-74
1/30	Lamar W 84-67
2/1	NE Louisiana W 91-74
2/3	at Louisiana Tech L 74-79
2/5	at Southeast Missouri (SEMO) W 82-80
2/8	Lambuth W 95-81
2/13	at Texas-Arlington W 75-70
2/17	at Lamar L 71-90
2/20	Louisiana Tech L 69-71
2/24	at NE Louisiana L 73-85
3/1	at McNeese State L 84-101

1975-76 10-15

Coach—John Rose	
12/2	Georgia Southern W 72-65
12/6	at Texas-Pan American L 76-107
12/9	Southeast Missouri (SEMO) W 94-63
12/11	Tennessee Tech W 75-74
12/13	at Vanderbilt L 65-81
12/19	Hardin-Simmons W 88-73
12/20	NE Louisiana (OT) W 93-90
12/22	at Southern Mississippi L 83-87
1/5	at Tennessee Tech L 75-86
1/12	at Tennessee-Martin L 66-81
1/17	at NE Louisiana L 65-86
1/19	Texas-Pan American W 86-72
1/22	at McNeese State L 85-110
1/26	Louisiana Tech (OT) L 84-89
1/29	at Texas-Arlington W 86-74
2/2	Lamar W 73-66
2/5	SW Louisiana L 84-86
2/9	at Louisiana Tech L 67-95
2/12	McNeese State (2OT) L 78-85
2/14	at Southeast Missouri (SEMO) W 93-78
2/16	Texas-Arlington W 91-66
2/19	at Lamar L 71-83
2/23	at SW Louisiana L 71-78
2/26	at Georgia Southern L 82-89
2/28	at Stetson L 71-75

1976-77 15-12

Coach—Marvin Adams	
11/27	Westminster W 68-48
11/29	at Kansas State L 61-83
12/4	Central Oklahoma W 69-51
12/8	at Oklahoma State— L 54-75
12/11	Southern Mississippi L 47-56
12/18	Texas-Pan American L 72-88
12/20	Missouri-Rolla W 82-57
1/3	at Hardin-Simmons W 80-59
1/5	at Texas-Pan American L 83-94
1/8	NE Louisiana L 65-70
1/10	at Northwestern Louisiana W 76-75
1/17	at North Texas State L 76-78
1/20	Northwestern Louisiana W 84-65
1/22	at NE Louisiana W 79-78
1/27	Louisiana Tech (2OT) W 82-80
1/31	at Texas-Arlington W 86-75
2/3	Culver-Stockton (OT) W 78-68
2/5	McNeese State L 63-65
2/7	at SW Louisiana L 67-69
2/10	at Southeast Missouri (SEMO) W 74-72
2/12	Lamar W 78-72
2/14	Texas-Arlington W 83-64
2/17	at Louisiana Tech L 72-81
2/21	at McNeese State (2OT) L 50-55
2/24	Southeast Missouri (SEMO) W 85-77
2/26	SW Louisiana L 60-79
2/28	at Lamar L 79-82

—forfeited to A-State

1977-78 9-18

Coach—Marvin Adams	
11/26	Westminster W 78-59
11/30	at Northwestern Louisiana L 66-69
12/3	East Texas Baptist L 57-60
12/5	at Southern Mississippi W 78-65
12/6	Roosevelt W 81-41
12/9	Stetson+ L 55-71
12/10	Centenary+ W 90-86
12/17	Missouri-Rolla W 68-57
1/4	Oklahoma State& L 59-73
1/7	North Texas State L 70-80
1/12	at Hardin-Simmons L 68-78
1/14	at Texas-Pan American L 65-69
1/19	Louisiana Tech W 66-54
1/21	Western Illinois W 71-70
1/28	at SW Louisiana L 64-78
1/30	at McNeese State L 45-67
2/4	Lamar L 77-79
2/6	Texas-Arlington W 79-58
2/11	at UNL+ L 70-80
2/13	Hardin-Simmons W 57-55
2/16	NE Louisiana L 58-65
2/18	at Lamar L 54-59
2/20	at Texas-Arlington L 61-71
2/25	at Louisiana Tech L 52-67
3/1	at North Texas State L 56-64
3/4	SW Louisiana L 42-45
3/6	McNeese State W 59-66

+DeLand, Fla.
&—Little Rock, Ark.

1978-79 15-12

Coach—Marvin Adams	
11/27	UALR W 72-52
11/29	at Texas L 54-68
12/2	Westminster W 89-66
12/6	at Oklahoma City L 66-88
12/9	at NE Louisiana L 67-87
12/29	Evansville+ W 50-52
1/30	Navy (OT)+ L 75-77
1/4	Hardin-Simmons W 77-66
1/6	William Penn W 92-62
1/8	Oklahoma City W 80-79
1/10	Oklahoma Arts-Sciences W 72-55
1/13	Texas-Pan American L 65-67
1/15	at UALR (OT) W 89-87
1/17	at Texas-Arlington W 78-74
1/18	at Hardin-Simmons W 73-61
1/22	at Western Illinois (OT) L 78-80
1/24	Southern Mississippi W 72-60
1/27	Lamar (OT) L 74-77
1/29	Texas-Arlington W 85-67
2/1	at McNeese State W 70-69
2/3	at Louisiana Tech L 62-74
2/7	Northwestern Louisiana W 61-60
2/10	at SW Louisiana L 82-89
2/17	Louisiana Tech W 68-60
2/24	SW Louisiana W 89-79
2/26	McNeese State L 60-79
3/1	at Lamar L 87-90

1979-80 15-12

Coach—Marvin Adams	
12/1	at Memphis State L 51-54
12/3	at Oklahoma City L 68-69
12/7	Auburn (OT)+ W 69-62
12/8	Missouri+ L 67-86
12/11	at Murray State L 46-68
12/13	at UALR W 63-58
12/25	Baker (Kan.) W101-86
12/29	at Wisconsin-Milwaukee L 66-67
1/3	Southern Mississippi L 76-78
1/5	Hardin-Simmons W 79-72
1/7	Northern Iowa W 71-57
1/10	UALR W 78-76
1/12	Panhandle State W113-88
1/14	at Southern Mississippi L 53-72
1/21	at Louisiana Tech W 61-54
1/23	Oklahoma City (OT) W 52-49
1/26	Texas-Arlington W 82-78
1/28	Lamar L 48-52
2/2	at SW Louisiana W 87-72

2/4	McNeese State W 61-60
2/7	at Hardin-Simmons W 57-54
2/9	at Texas-Arlington L 64-72
2/11	Louisiana Tech W 48-37
2/13	Wisconsin-Milwaukee W 77-73
2/16	at Lamar L 53-80
2/18	SW Louisiana L 54-56
2/23	at McNeese State L 55-90

1980-81 12-15

Coach—Marvin Adams	
11/29	Belmont W 68-56
12/1	at UALR (OT) L 55-59
12/6	Mercer W 67-52
12/10	Murray State W 64-55
12/13	at Memphis State L 66-77
12/17	Nevada-Reno+ L 61-79
12/18	McNeese State+ W 79-63
12/22	at Northern Iowa L 58-63
1/3	at Samford L 48-62
1/5	Culver-Stockton W103-69
1/6	William Penn W 77-61
1/10	Northern Iowa W 78-57
1/12	UALR W 68-64
1/15	Samford W 80-66
1/24	Union W 88-66
1/26	Texas-Arlington L 64-66
1/28	at Mercer L 69-91
1/31	at McNeese State W 64-57
2/2	Lamar L 51-62
2/7	at Louisiana Tech L 41-64
2/9	at SW Louisiana L 54-70
2/14	McNeese State W 79-64
2/16	at Texas-Arlington L 64-66
2/21	at Lamar L 69-89
2/23	Louisiana Tech L 56-84
2/28	SW Louisiana L 82-84
3/3	at SW Louisiana★ L 73-91

+Reno, Nev.
★SLC Tournament (Lafayette, La.)

1981-82 15-11

Coach—Marvin Adams	
11/23	Westminster W 83-46
12/3	at Eastern Kentucky W 64-56
12/5	Northern Iowa W 58-36
12/7	Texas-Pan American W 71-57
12/10	at Houston Baptist W 51-49
12/12	at Wisconsin-Green Bay W 24-23
12/18	Montana+ L 49-69
12/19	Eastern Michigan+ W 70-60
1/2	at Texas-Pan American L 58-65
1/5	Missouri-Rolla W 72-53
1/7	Southwest Missouri W 57-53
1/9	at Northern Iowa L 49-56
1/18	Wisconsin-Green Bay L 44-45
1/20	Eastern Kentucky W 78-67
1/25	at McNeese State L 63-70
1/27	Houston Baptist W 59-48
1/30	Louisiana Tech L 56-57
2/1	at Texas-Arlington L 62-81
2/6	Lamar W 59-58
2/8	SW Louisiana L 54-62
2/13	at Louisiana Tech W 51-46
2/15	McNeese State (OT) W 55-53
2/17	Baker L 81-60
2/20	Texas-Arlington L 58-60
2/22	at Lamar L 38-64
2/25	at SW Louisiana L 70-81

1982-83 17-12

Coach—Marvin Adams	
11/26	William Penn W 74-45
11/27	Belmont W 72-66
11/29	at Tennessee Tech L 53-55
12/4	at Tennessee State W 60-58
12/6	UALR (OT) W 55-54
12/8	at Northern Iowa L 58-63
12/11	Southwest Missouri W 65-58
1/4	Missouri-Rolla W 71-51
1/6	Missouri Baptist W 59-57
1/8	at Mississippi Valley State W 73-59
1/10	at Southwest Missouri L 60-82
1/13	at UALR L 58-61

ARKANSAS STATE



ALL-TIME RESULTS

1/15	Lamar	L	56-59
1/17	North Texas State	L	61-63
1/20	at Louisiana Tech	L	39-42
1/22	at NE Louisiana	W	53-52
1/24	Tennessee State	W	55-52
1/27	Mississippi Valley State	W	53-46
1/29	at Texas-Arlington (TV)	W	61-56
1/31	Northern Iowa	W	53-47
2/5	McNeese State	W	79-67
2/9	at Lamar	L	47-62
2/12	Louisiana Tech (OT)	L	44-46
2/17	NE Louisiana	W	70-68
2/19	at North Texas State	L	63-66
2/24	Texas-Arlington	W	79-70
2/28	at McNeese State	L	36-44
3/10	Texas-Arlington★	W	66-56
3/11	Lamar★	L	46-66

★SLC Tournament (Beaumont, Texas)

1983-84 13-15

Coach-Marvin Adams

12/2	Oregon State+	L	40-49
12/3	Baylor+	W	58-46
12/6	at Oklahoma	L	61-83
12/8	Belhaven	W	81-52
12/10	at UALR	L	49-55
12/17	UALR	W	71-54
12/30	Kansas Newsman	W	50-48
1/3	Missouri-Rolla	L	56-63
1/5	Southwest Missouri State	W	56-49
1/7	at Mississippi Valley State	W	65-63
1/10	Tennessee State	W	62-49
1/14	at Lamar	L	53-86
1/19	Louisiana Tech	W	53-52
1/21	NE Louisiana	L	45-46
1/26	at North Texas State	W	66-52
1/28	Texas-Arlington	W	67-61
2/2	Evangel	W	70-59
2/4	at McNeese State	L	58-60
2/9	Lamar	L	65-77
2/11	at Louisiana Tech	L	71-87
2/16	at NE Louisiana	L	54-58
2/18	North Texas State	L	63-67
2/20	Mississippi Valley State	L	52-57
2/23	at Texas-Arlington	W	84-73
2/25	at Southwest Missouri State	L	50-53
2/27	McNeese State	L	81-83
3/1	at Tennessee State	W	71-66
3/8	at McNeese State★	L	72-88

+Iowa City, Iowa

★SLC Tournament (Lake Charles, La.)

1984-85 14-14

Coach-Nelson Catalina

11/24	Missouri-Rolla	W	75-56
11/26	Belmont	W	78-49
11/30	at Memphis State	L	62-79
12/1	Southern Mississippi*	L	64-65
12/8	at Oklahoma State	L	55-75
12/17	Trevecca Nazarene	W	88-73
12/22	at Jackson State	W	66-64
12/27	Nevada-Las Vegas★	L	71-78
12/28	Texas-Pan American★	L	50-54
1/3	Oklahoma State	L	56-65
1/5	Jackson State	W	73-50
1/12	McNeese State	L	70-76
1/14	Tennessee State	W	62-61
1/19	at Texas-Arlington	W	73-61
1/24	North Texas State	W	70-58
1/26	at NE Louisiana	L	54-66
1/31	at Louisiana Tech	L	73-80
2/2	Lamar	W	69-67
2/7	at McNeese State	L	60-70
2/11	UALR	W	67-54
2/14	Texas-Arlington	W	61-60
2/16	at North Texas State	W	69-58
2/18	Southwest Missouri State	L	62-75
2/21	NE Louisiana	W	61-56
2/23	Louisiana Tech	L	67-100
2/28	at Lamar	L	68-77
3/2	at Tennessee State	W	56-54
3/5	NE Louisiana★	L	62-70

^—Memphis, Tenn.

★—Las Vegas, Nev.

★SLC Tournament (Jonesboro, Ark.)

1985-86 18-11

Coach-Nelson Catalina

11/22	Missouri Valley	W	101-50
11/25	Belmont	W	81-63
11/30	at Radford (OT)	W	77-74
12/6	Iowa+	W	66-62
12/16	UAB+	L	59-78
12/11	at Southern Mississippi	L	82-86
12/20	FIU+	W	69-48
12/21	Samford+	W	83-54
12/28	Southern Mississippi	W	80-71
12/30	Radford	W	62-57
1/2	Missouri-Rolla	W	74-51
1/8	at Oklahoma State	L	47-57
1/11	at Memphis State	L	64-87
1/16	at NE Louisiana	L	51-70
1/18	at Louisiana Tech	W	72-68
1/23	McNeese State	W	62-49
1/25	Lamar	L	61-65
1/30	at North Texas State	L	66-70
2/1	at Texas-Arlington	W	77-76
2/6	North Texas State	W	67-60
2/8	at Tennessee State	L	72-78
2/13	Northeast Louisiana	W	72-60
2/15	Louisiana Tech	W	63-62
2/20	at Lamar (3OT)	L	77-82
2/22	at McNeese State	L	54-71
2/27	Texas-Arlington	W	73-62
3/1	Tennessee State	W	89-64
3/4	North Texas State★	W	79-71
3/5	McNeese State★	L	57-68

+—Iowa City, Iowa

^—Jaycee Tournament (Jonesboro, Ark.)

★SLC Tournament (Jonesboro, Ark.)

★SLC Tournament (Monroe, La.)

1986-87 21-13

Coach-Nelson Catalina

11/28	Missouri*	L	63-79
11/29	Virginia Commonwealth*	L	57-65
11/30	Chaminade*	W	69-54
12/4	at LSU	L	61-73
12/8	Southern Mississippi+	W	85-72
12/12	Texas-San Antonio*	W	85-58
12/13	Texas-Arlington*	W	85-58
12/18	East Texas Baptist	W	85-47
12/20	at Memphis State	W	61-60
12/29	at Jackson State	W	65-47
1/2	Oklahoma	L	57-77
1/3	Chicago State	W	87-81
1/5	Sacramento State	W	86-49
1/8	Jackson State	W	64-44
1/10	at Tennessee State	L	52-64
1/15	Northeast Louisiana	W	62-60
1/17	Louisiana Tech (OT)	L	58-61
1/22	at McNeese State	W	65-55
1/24	at Lamar	W	58-50
1/29	North Texas State	L	56-59
1/31	Texas-Pan American	W	75-67
2/2	FIU	W	90-53
2/5	at North Texas State	W	75-74
2/7	Tennessee State (OT)	L	83-84
2/12	at Northeast Louisiana	L	53-58
2/14	at Louisiana Tech	L	50-52
2/19	Lamar	W	57-56
2/21	McNeese State	L	72-73
2/23	at Southern Mississippi	W	75-73
2/25	Texas-Pan American	W	81-60
3/3	Northeast Louisiana*	W	81-60
3/4	McNeese State★	W	69-59
3/5	Louisiana Tech★	L	51-58

*—Wailuku, Hawaii

+—Pine Bluff, Ark.

★—Citizens Bank Classic (Jonesboro, Ark.)

★—Norman, Okla.

★SLC Tournament (Jonesboro, Ark.)

★SLC Tournament (Ruston, La.)

1987-88 21-14

Coach-Nelson Catalina

11/27	American College*	W	92-56
11/28	Virginia Commonwealth*	L	68-77
11/29	Lamar*	W	74-65

12/5	Memphis State	L	59-60
12/7	at Houston	L	72-80
12/9	Missouri-Rolla	W	64-54
12/11	Samford+	W	61-59
12/12	Baylor+	W	62-43
12/19	LSU	W	66-52
12/21	at Southwest Missouri State	L	57-65
12/28	Coastal Carolina☆	W	65-52
12/29	UALR☆	L	55-59
1/2	at SW Louisiana	W	75-63
1/4	Morgan State	W	85-65
1/7	at Missouri-Kansas City	W	75-58
1/9	at Oral Roberts	W	84-81
1/14	at Southern Mississippi	L	71-81
1/16	Oral Roberts	W	76-72
1/21	New Orleans	L	54-64
1/23	SW Louisiana (OT)	L	62-66
1/28	at Lamar	L	53-57
1/30	at Texas-Pan American	L	72-82
2/4	Louisiana Tech	W	81-67
2/6	at Memphis State	W	48-47
2/8	Middle Tennessee	W	79-71
2/11	at New Orleans	L	59-71
2/18	Lamar	W	66-57
2/20	Texas-Pan American	W	71-57
2/25	at Louisiana Tech	L	50-52
2/29	Missouri-Kansas City	W	82-68
3/4	Texas-Pan American★	W	67-62
3/5	Louisiana Tech★	L	61-63

NIT

3/18 Northeast Louisiana W 70-59

3/22 at Stanford W 60-59

3/25 at Colorado State L 49-64

*—San Juan, Puerto Rico

+Citizens Bank Classic (Jonesboro, Ark.)

☆TCBY Classic (Little Rock, Ark.)

★ASC Tournament (Beaumont, Texas)

1988-89 20-10

Coach-Nelson Catalina

11/18	at Georgia*	L	61-76
11/28	Ablene Christian	W	110-45
12/2	Nicholls State	W	61-52
12/3	Maryland-Baltimore	W	94-67
12/7	Creighton	W	71-63
12/10	Houston	W	51-61
12/16	Marshall+	W	81-73
12/17	Bowling Green+	W	80-51
12/22	at Middle Tennessee (2OT)	L	92-93
12/31	at Creighton	W	69-58
1/4	Morgan State	W	90-47
1/7	Oral Roberts	W	70-57
1/9	at FIU (OT)	W	88-77
1/11	at Missouri-Kansas City	W	80-58
1/14	Southern Mississippi	W	51-45
1/16	at Cincinnati	L	66-68
1/21	Louisiana Tech*	W	57-52
1/26	at Texas-Pan American*	W	64-55
1/28	at Lamar*	L	74-75
1/30	Missouri-Kansas City	W	69-50
2/2	SW Louisiana*	W	81-65
2/4	New Orleans*	W	82-53
2/7	at Oral Roberts (OT)	L	82-83
2/11	at Louisiana Tech*	L	54-55
2/16	Texas-Pan American*	W	65-60
2/18	Lamar*	W	90-71
2/23	at SW Louisiana*	L	76-79
2/25	at New Orleans*	L	46-59
3/4	Louisiana Tech★	L	65-82

NIT

3/16 at Nebraska L 79-81

*Dodge Big Apple NIT (Athens, Ga.)

+Kentucky Invitational (Lexington, Ky.)

*American South Conference

★ASC Tournament (Lafayette, La.)

1989-90 15-13

Coach-Nelson Catalina

11/25	Grambling State	W	104-77
12/1	Temple★	L	41-65
12/2	Virginia Commonwealth★	W	82-66
12/8	Mississippi Valley+	W	101-68
12/9	Tulane+	W	92-80
12/13	Southwest Missouri State	W	71-67
12/18	at Eastern Kentucky	W	73-69
12/21	at Middle Tennessee	W	70-55

ARKANSAS STATE





ALL-TIME RESULTS

ARKANSAS STATE

12/30	Tulsa*	L	61-73
12/29	North Texas*	W	71-66
1/2	Morgan State	W	80-64
1/6	Eastern Kentucky	W	78-66
1/9	at Murray State	L	62-64
1/15	at Southern Mississippi	L	65-85
1/18	Lamar	W	93-74
1/20	Texas-Pan American	L	59-61
1/22	Cincinnati	W	66-65
1/27	at Louisiana Tech	L	76-77
2/1	at New Orleans	L	72-82
2/3	at SW Louisiana	L	72-73
2/8	at Lamar	W	88-78
2/10	at Texas-Pan American	L	80-89
2/15	Louisiana Tech	L	63-70
2/17	Texas Tech	W	65-56
2/22	New Orleans	L	61-72
2/24	SW Louisiana	L	87-105
2/26	Middle Tennessee	W	93-89
3/2	SW Louisiana*	L	69-83

*Carrier Classic (Syracuse, N.Y.)
 *Citizens Bank Classic (Jonesboro, Ark.)
 *College Tournament (Tulsa, Okla.)
 *American South Conference
 *ASC Tournament (Jonesboro, Ark.)

1990-91 23-9

Coach-Nelson Catalina			
11/24	Appalachian State	W	91-69
11/26	at UALR	L	56-59
11/30	Wagner*	W	86-72
12/1	Boston College*	L	57-76
12/7	Oral Roberts*	W	80-67
12/8	Murray State#	W	63-62
12/16	Ole Miss+	W	73-61
12/18	at LSU	L	74-98
12/21	San Diego State=	L	57-59
12/22	Drexel=	W	86-72
12/29	UALR	W	73-60
1/2	Morgan State	W	88-42
1/5	Louisiana Tech*	L	61-59
1/10	at New Orleans*	L	51-66
1/12	SW Louisiana*	W	68-63
1/17	at Central Florida*	L	82-76
1/24	at Texas-Pan American*	L	65-67
1/26	at Lamar*	W	74-69
1/28	Mississippi Valley State	W	88-72
2/2	at Louisiana Tech*	L	72-91
2/6	New Orleans*	W	76-65
2/9	at SW Louisiana*	W	81-63
2/11	at Mississippi Valley State	W	76-64
2/14	Central Florida*	W	73-48
2/21	Texas-Pan American*	W	77-62
2/23	Lamar*	W	59-57
2/25	at Texas Tech	W	60-59
3/1	Texas-Pan American*	W	80-68
3/2	Louisiana Tech*	L	56-58

NIT
 3/14 Rice W 78-71
 3/18 at Memphis State W 58-57
 3/21 at Colorado L 75-81
 *Boston College Classic (Chestnut Hill, Mass.)
 #Citizens Bank Classic (Jonesboro, Ark.)
 +Memphis, Tenn.
 =Texaco Star Classic (San Diego, Calif.)
 *American South Conference
 *ASC Tournament (New Orleans, La.)

1991-92 17-11

Coach-Nelson Catalina			
11/23	Middle Tennessee State	L	60-61
11/26	at Southwest Missouri	L	69-70
11/30	UALR*	W	65-60
12/3	at Houston	L	54-72
12/7	at Appalachian State	L	74-85
12/13	Nicholls State*	W	83-57
12/14	South Carolina State*	W	68-56
12/17	Mississippi+	L	64-62
12/21	at UALR*	W	82-79
12/31	Murray State	W	63-59
1/4	Southern Mississippi	L	64-54
1/9	at SW Louisiana*	L	49-65
1/13	at Saint Louis	L	58-59
1/16	New Orleans*	W	64-62
1/18	Lamar (OT)*	W	58-54
1/21	at Western Kentucky*	L	66-80

1/25	at Texas-Pan American*	W	72-55
1/29	SW Louisiana*	W	78-57
2/1	South Alabama*	W	63-60
2/5	Jacksonville (OT)*	W	98-89
2/8	at Lamar*	L	77-95
2/12	at New Orleans*	W	56-50
2/17	at Central Florida*	W	72-71
2/20	Western Kentucky*	L	62-75
2/22	Louisiana Tech*	W	59-55
2/29	at Louisiana Tech*	L	60-73
3/3	at Middle Tennessee	W	76-60
3/6	UALR	L	45-46

1992-93 16-12

Coach-Nelson Catalina			
12/4	NE Louisiana#	W	79-72
12/15	Southeast Missouri (SEMO) (OT)#L	W	69-71
12/11	Houston Baptist*	W	80-54
12/12	Texas Christian*	W	76-55
12/18	Austin Peay*	L	58-64
12/19	N Carolina A&T (3OT)+	L	100-102
12/22	Houston	L	82-84
1/2	at UALR*	L	64-76
1/4	at Louisiana Tech*	W	64-51
1/9	South Alabama*	W	76-61
1/11	Jacksonville*	W	60-55
1/14	at New Orleans*	L	58-60
1/16	Western Kentucky*	L	75-86
1/23	at Lamar*	W	79-74
1/27	Saint Louis	W	58-45
1/30	Louisiana Tech*	W	93-65
2/1	at South Alabama*	L	59-78
2/4	at Texas-Pan American*	W	74-61
2/6	UALR*	W	82-53
2/10	SW Louisiana*	L	69-71
2/13	at Jacksonville*	W	86-73
2/15	Lamar*	W	57-55
2/20	at Western Kentucky (OT)*	L	61-67
2/25	Texas-Pan American*	W	66-57
2/27	at SW Louisiana*	W	60-59
3/1	New Orleans*	L	51-52
3/7	UALR	W	74-60
3/8	New Orleans	L	59-73

#River City Classic (Cape Girardeau, Mo.)
 *Runnin' Joe Classic (Jonesboro, La.)
 +Acme-Boot Showdown (Clarksville, Tenn.)
 *Sun Belt Conference
 *Sun Belt Tournament (Biloxi, Miss.)

1993-94 15-12

Coach-Nelson Catalina			
11/29	at Texas Tech	W	79-76
12/6	at Missouri	L	58-80
12/10	Prairie View A&M*	W	86-57
12/11	Samford (OT)*	W	64-62
12/18	Austin Peay State	W	97-80
12/20	at James Madison	L	67-83
12/29	Jackson State#	L	60-64
12/30	Monmouth#	W	63-49
1/6	New Orleans*	L	46-50
1/8	at Western Kentucky*	L	55-65
1/12	at Jacksonville*	L	72-75
1/15	South Alabama*	W	73-60
1/17	at Louisiana Tech*	W	76-62
1/20	SW Louisiana*	L	73-68
1/23	at South Alabama*	L	59-73
1/27	at SW Louisiana*	L	69-72
1/29	UALR*	W	66-54
2/3	Texas-Pan American (OT)*	W	87-76
2/5	Lamar*	W	52-50
2/7	Louisiana Tech*	W	88-56
2/10	at New Orleans*	L	66-69
2/12	at UALR*	L	64-63
2/17	at Lamar*	W	67-61
2/19	Western Kentucky*	L	51-73
2/23	at Texas-Pan American*	L	60-65
2/28	Jacksonville*	W	86-71
3/5	Jacksonville	L	55-68

*Runnin' Joe Classic (Jonesboro, Ark.)
 #Cessna Classic (Wichita, Kan.)
 *Sun Belt Conference
 *Sun Belt Tournament (Bowling Green, Ky.)

1994-95 8-20

Coach-Nelson Catalina			
11/26	San Francisco State	W	70-63
11/28	at Mississippi Valley State	L	77-83
12/1	at Tennessee-Martin	W	76-65
12/13	Tennessee-Martin	W	77-72
12/17	Abilene Christian	W	102-81
12/20	James Madison	L	52-70
12/22	Colorado State	L	64-86
12/31	Mississippi Valley State	L	63-79
1/5	at Western Kentucky*	L	68-88
1/7	Louisiana Tech*	W	47-46
1/9	at Jacksonville (OT)*	L	80-86
1/14	South Alabama*	L	78-84
1/16	New Orleans*	L	54-70
1/19	at Lamar*	L	56-71
1/21	at Texas-Pan American*	L	56-71
1/26	Lamar*	L	53-60
1/28	at UALR*	L	64-66
2/2	at South Alabama*	W	77-65
2/4	at Louisiana Tech*	L	55-70
2/9	SW Louisiana*	L	50-54
2/11	UALR*	L	56-88
2/16	at New Orleans*	L	66-84
2/18	Texas-Pan American	L	46-74
2/20	at SW Louisiana	W	63-60
2/23	Jacksonville	L	72-74
2/27	Western Kentucky	L	75-92
3/3	South Alabama*	W	96-83
3/4	New Orleans	L	61-87

*Sun Belt Conference
 *Sun Belt Tournament (Little Rock, Ark.)

1995-96 9-18

Coach-Dickey Nutt			
11/25	Abilene Christian	W	82-78
11/28	at Colorado State	L	67-91
12/5	at Murray State	L	82-94
12/9	Georgia State	L	57-72
12/16	Missouri	L	63-73
12/19	at Georgia State	W	74-67
12/21	Tennessee Tech (2OT)	L	87-89
12/23	at Oklahoma State	L	62-97
12/30	at UALR*	L	68-95
1/4	Western Kentucky*	W	80-68
1/6	Louisiana Tech*	W	62-50
1/11	at SW Louisiana*	L	82-96
1/13	at New Orleans*	L	70-79
1/18	at South Alabama*	L	52-55
1/22	at Jacksonville*	L	93-101
1/25	Lamar*	W	75-58
1/27	SW Louisiana*	W	77-71
2/1	at Louisiana Tech*	W	69-64
2/3	UALR*	L	63-84
2/5	at Western Kentucky*	L	64-91
2/8	Texas-Pan American*	W	46-38
2/10	New Orleans*	L	66-69
2/15	South Alabama*	W	62-54
2/17	Jacksonville*	L	75-77
2/22	at Texas-Pan American*	L	60-74
2/24	at Lamar*	L	63-75
3/1	Louisiana Tech	L	65-70

*Sun Belt Conference
 *Sun Belt Tournament (Little Rock, Ark.)

1996-97 15-12

Coach-Dickey Nutt			
11/25	at Mississippi Valley State	W	96-90
11/27	Southwestern College	W	76-45
11/30	at Jacksonville (OT)*	W	85-83
12/4	at Missouri	L	47-81
12/7	West Alabama	W	95-83
12/14	Murray State	W	70-69
12/17	at Tennessee Tech	W	79-69
12/19	Mississippi Valley State	W	74-58
12/23	Oklahoma State	W	56-53
1/2	at SW Louisiana*	L	80-86
1/4	at South Alabama*	L	53-72
1/9	Jacksonville*	W	97-64
1/11	Louisiana Tech*	W	76-71
1/16	at Texas-Pan American*	W	65-51
1/18	at New Orleans*	L	60-70
1/23	SW Louisiana*	W	88-84
1/25	South Alabama*	L	68-79
1/27	New Orleans*	L	72-78





ALL-TIME RESULTS

ARKANSAS STATE

1/30	at Lamar*	L	67-76
2/1	at UALR*	L	66-70
2/6	at Western Kentucky*	L	53-68
2/8	at Louisiana Tech*	L	61-75
2/13	Western Kentucky*	W	72-63
2/15	UALR*	L	81-87
2/20	Texas-Pan American*	W	86-67
2/22	Lamar (OT)*	W	85-77
2/28	Jacksonville	L	80-101

*Sun Belt Conference
 *Sun Belt Tournament (Little Rock, Ark.)

1997-98 20-9

Coach-Dickey Nutt

11/15	at Cal Poly San Luis Obispo	L	63-83
11/21	Canisius*	W	63-59
11/22	at New Mexico*	L	51-61
11/29	McNeese State	L	66-52
12/03	at Baylor	W	68-73
12/06	Texas-Arlington	W	72-64
12/13	Centenary*	W	62-58
12/14	at Hawaii*	W	86-82
12/19	Cal Poly San Luis Obispo	W	114-90
12/23	at Oklahoma State	L	62-78
12/28	South Alabama (OT)*	W	82-66
1/3	Texas-Pan American*	W	94-76
1/5	New Orleans*	W	80-55
1/10	at UALR*	W	75-61
1/15	Western Kentucky*	W	76-67
1/17	at South Alabama*	L	68-78
1/22	at Lamar*	W	59-56
1/24	at Western Kentucky*	W	71-49
1/29	at SW Louisiana*	L	79-93
1/31	Lamar*	W	79-65
2/2	Louisiana Tech (OT)*	L	82-78
2/5	at Jacksonville*	W	70-65
2/7	at New Orleans*	W	81-80
2/11	at Texas-Pan American*	W	88-79
2/14	UALR*	W	76-65
2/19	Jacksonville*	W	87-70
2/21	at Louisiana Tech*	L	82-89
2/23	Southwestern Louisiana*	L	80-83
2/28	Lamar	L	54-70

*Lobo Classic (Albuquerque, N.M.)

*Zippy's Classic (Honolulu, Hawaii)

*Sun Belt Conference

*Sun Belt Tournament (Little Rock, Ark.)

1998-99 18-12

Coach-Dickey Nutt

11/13	at Saint Louis	L	60-63
11/16	Baylor	W	66-64
11/18	Oral Roberts	L	66-71
11/23	at Texas Christian	L	85-94
11/28	at Denver	W	86-78
12/5	Alabama A&M	W	104-76
12/8	Southeast Missouri (SEMO)	L	75-76
12/17	Denver	W	84-55
12/22	at Oral Roberts	W	74-72
12/27	at San Diego State	W	70-62
12/29	at USC	L	48-64
1/4	FIU*	W	79-68
1/9	at SW Louisiana*	L	85-91
1/14	New Orleans*	W	70-52
1/16	UALR*	W	84-64
1/21	at Western Kentucky*	L	57-65
1/23	at FIU*	W	72-59
1/25	at Memphis	L	66-83
1/28	at Louisiana Tech*	L	75-82
1/30	Western Kentucky*	W	70-63
2/2	at South Alabama*	L	73-79
2/6	at New Orleans*	W	67-57
2/11	SW Louisiana*	W	84-66
2/13	at UALR*	W	74-55
2/18	South Alabama*	W	69-67
2/20	Louisiana Tech*	L	83-85
2/27	New Orleans	W	70-53
2/28	FIU	W	87-69
3/2	Western Kentucky	W	65-48
3/12	Utah*	L	58-80

*Sun Belt Conference

*Sun Belt Tournament (Lafayette, La.)

*NCAA Tournament (New Orleans, La.)

1999-00 10-18

Coach-Dickey Nutt

11/16	at Utah	W	43-76
11/22	Austin Peay State	L	64-78
11/29	Jackson State (OT)	L	80-85
12/4	Texas Christian (TCU)	L	82-90
12/6	at Jackson State	W	79-68
12/16	Memphis	W	84-72
12/18	at Southeast Missouri (SEMO)	L	71-74
12/23	at Eastern Illinois	L	70-90
12/29	vs. Valparaiso	W	64-56
12/30	vs. Oklahoma	W	51-64
1/2	at Iowa State	L	53-84
1/6	at New Orleans*	L	66-73
1/8	at South Alabama*	L	53-56
1/13	FIU*	L	67-77
1/15	Western Kentucky*	W	77-70
1/17	at Denver*	W	83-82
1/20	at Louisiana-Lafayette*	L	73-87
1/22	at Louisiana Tech*	L	70-78
1/27	New Orleans*	W	66-64
1/29	South Alabama (OT)*	W	84-76
2/5	at UALR*	W	85-69
2/7	Denver*	W	99-80
2/10	Louisiana Tech*	L	64-68
2/12	Louisiana-Lafayette*	L	75-79
2/19	UALR*	W	93-85
2/24	at Western Kentucky*	L	72-84
2/26	at FIU*	L	59-74
3/5	Louisiana Tech	L	77-84

◆Pre-Season NIT (Salt Lake City, Utah)

◀All-College Tournament (Oklahoma City, Okla.)

*Sun Belt Conference

*Sun Belt Tournament (Little Rock, Ark.)

2000-01 17-13

Coach-Dickey Nutt

11/17	East Carolina*	L	72-86
11/18	Dartmouth*	W	67-49
11/20	Southwestern College	W	104-54
11/25	Jackson State	W	67-56
11/29	at Nevada	L	64-75
12/2	Eastern Illinois	L	67-86
12/4	Texas-Pan American	W	84-63
12/14	at Memphis	L	60-83
12/16	at Southern Mississippi	L	71-76
12/18	Morris Brown	W	87-75
12/21	at McNeese State	L	79-87
12/23	at Texas-Pan American	W	73-69
12/28	FIU*	W	69-55
12/30	at Louisiana Tech*	W	80-68
1/4	at Middle Tennessee*	W	73-61
1/6	South Alabama*	W	64-63
1/13	Louisiana Tech*	W	76-62
1/18	at UALR*	L	50-53
1/20	at FIU*	W	58-56
1/25	at Western Kentucky*	L	61-79
1/31	New Orleans*	W	82-66
2/3	at Louisiana-Lafayette*	W	82-80
2/8	Denver	L	75-90
2/10	Middle Tennessee	W	86-66
2/15	at New Mexico State*	L	71-92
2/17	at North Texas*	W	87-75
2/22	Western Kentucky*	L	60-100
2/24	UALR*	L	85-94
3/4	New Orleans	W	82-73
3/5	South Alabama	L	53-76

*Pepsi-Manit/MAAC Tournament (Poughkeepsie, N.Y.)

*Sun Belt Conference

*Sun Belt Tournament (Mobile, Ala.)

2001-02 15-16

Coach-Dickey Nutt

11/16	Central Methodist	W	101-75
11/17	Briar Cliff	W	97-57
11/21	Arkansas-Pine Bluff	W	109-66
11/24	Nevada	W	91-61
11/26	at Jackson State	W	90-79
11/28	at Mississippi Valley State	L	77-79
12/1	Southern Mississippi	W	85-61
12/5	at Air Force (OT)	L	63-67
12/8	at Mississippi State	L	83-91
12/10	Mississippi Valley State	W	94-49
12/20	Georgia#	L	68-80
12/21	Boston College#	L	70-76
12/22	Portland#	W	77-74
12/28	Missouri-Kansas City+	W	60-58
12/29	at Texas A&M-Corpus Christi (2OT)	L	98-102

1/3	Denver*	W	78-58
1/5	North Texas*	L	70-76
1/10	UALR*	L	58-78
1/12	at South Alabama*	W	74-68
1/16	at FIU*	W	57-56
1/19	New Orleans*	L	65-68
1/24	at Middle Tennessee*	L	64-83
1/27	at Western Kentucky*	L	42-45
2/2	at UALR*	L	63-65
2/7	Middle Tennessee*	W	83-51
2/9	Western Kentucky*	L	46-50
2/14	at Louisiana-Lafayette*	L	50-53
2/16	at New Mexico State*	L	59-69
2/21	FIU*	W	64-54
3/1	Denver	W	58-53
3/2	Louisiana-Lafayette	L	59-74

*Gossner Foods Classic

*Sun Belt Conference

*Sun Belt Conference Tournament

2002-03 13-15

Coach-Dickey Nutt

11/22	Southeast Missouri (SEMO)	W	83-71
11/25	at Samford	L	61-70
11/29	Air Force	L	52-57
12/2	Samford	L	67-68
12/7	Lyon College	W	1120-55
12/12	Lincoln	W	1103-48
12/14	at Southern Mississippi	W	64-48
12/16	Arkansas-Pine Bluff	W	92-49
12/28	at Southwest Missouri State (OT)	L	65-72
12/21	at Toledo	L	73-90
12/27	at Utah State	L	54-72
12/28	Missouri-Kansas City	W	71-56
1/9	Middle Tennessee*	L	58-65
1/11	Western Kentucky*	L	69-77
1/16	at Denver*	L	68-82
1/18	at North Texas*	W	68-65
1/20	Texas A&M-Corpus Christi	W	1100-73
1/25	at UALR*	L	70-77
1/30	at New Orleans*	L	68-70
2/1	South Alabama*	W	83-63
2/3	UALR*	W	86-76
2/6	at FIU*	W	67-65
2/13	at Middle Tennessee*	L	55-79
2/15	at Western Kentucky*	L	63-69
2/20	Louisiana-Lafayette*	W	84-72
2/22	New Mexico State*	W	67-82
2/27	FIU*	W	85-65
3/6	Denver	L	76-82

*Sun Belt Conference

*Sun Belt Tournament

2003-04 17-11

Coach-Dickey Nutt

11/21	at Ole Miss	W	74-69
11/24	West Alabama	W	98-57
11/29	Harding	W	87-81
12/3	Toledo	L	63-64
12/6	Sam Houston State	W	106-87
12/8	at Liberty	W	64-63
12/13	Southern Mississippi	W	78-71
12/17	Arkansas-Pine Bluff	W	84-52
12/22	at Texas Christian	W	64-58
12/27	Penn State+	L	61-73
12/28	NW (La.) State+	W	80-77
1/3	at FIU*	W	55-46
1/7	Western Kentucky*	W	79-76
1/10	at UALR*	L	65-75
1/15	at Middle Tennessee* (OT)	L	86-92
1/17	at Western Kentucky*	L	66-74
1/22	Denver*	L	65-66
1/24	North Texas*	L	73-87
1/31	UALR*	W	57-56
2/4	New Orleans*	W	94-74
2/7	at South Alabama*	W	56-54
2/11	at Texas-Pan American	L	67-70
2/16	FIU*	W	82-57
2/19	Middle Tennessee*	L	69-70
2/26	at Louisiana-Lafayette*	L	62-82
2/28	at New Mexico State* (OT)	W	82-73
3/1	Texas-Pan American	W	83-70
3/6	UALR* (OT)	L	78-83

+Lobo Classic

*Sun Belt Conference

*Sun Belt Tournament





ALL-TIME RESULTS

ARKANSAS STATE

2004-05

17-11

Coach-Dickey Nutt

11/20	Centenary	W	80-69
11/23	at Memphis	L	75-79
11/27	Liberty	W	91-65
12/1	Ole Miss	W	70-68
12/6	Tennessee-Martin	W	92-65
12/11	Lambuth	W	113-70
12/15	at Georgia Southern	L	70-85
12/20	at Sam Houston State	L	74-77
12/22	Pepperdine!	L	62-91
12/23	Hampton!	W	65-57
12/28	at Lamar	L	70-86
1/3	Lyon College	W	79-57
1/6	South Alabama*	W	83-58
1/8	FIU*	W	60-55
1/13	Middle Tennessee*	L	68-70
1/15	Western Kentucky*	W	94-90
1/20	at Denver*	L	78-95
1/22	at North Texas*	W	73-70
1/27	at UALR*	W	78-64
1/29	South Dakota State	W	88-61
2/3	at New Orleans*	L	56-72
2/5	at Western Kentucky*	L	72-76
2/10	UALR*	L	67-73
2/14	at FIU*	L	52-68
2/17	at Middle Tennessee*	L	60-80
2/24	Louisiana-Lafayette*	W	86-80
2/26	New Mexico State*	W	90-76
3/4	North Texas*	W	84-76
3/5	Denver*	L	57-64

!Golden Bear Classic
*Sun Belt Conference
☉Sun Belt Tournament

2005-06

0-18**

Coach-Dickey Nutt

11/18	Missouri-Rolla ^A	W	85-56
11/21	at Mississippi State	L	63-68
11/26	Missouri State	L	80-97
12/1	at Tennessee-Martin (OT)	L	77-80
12/3	vs. Richmond! ^A	W	56-37
12/4	at Louisville	L	55-67
12/5	vs. Prairie View A&M ^A	W	82-69
12/10	Freed-Hardeman ^A	W	91-67
12/14	Lamar	L	81-91
12/17	Georgia Southern	L	71-82
12/19	at Ole Miss	L	78-85
12/22	at Missouri State	L	55-84
12/28	Arkansas-Pine Bluff ^A	W	69-60
12/31	at Oklahoma State	L	64-84
1/5	Western Kentucky*	L	70-72
1/7	at FIU ^A	W	81-71
1/9	at UALR ^A	W	74-70
1/12	at Middle Tennessee*	L	68-77
1/14	at Western Kentucky*	L	63-87
1/19	Denver ^A	W	72-61
1/21	North Texas*	L	79-82
1/28	UALR ^A	W	78-66
2/1	Troy ^A	W	91-68
2/4	at South Alabama*	L	69-78
2/11	FIU (OT) ^A	W	85-84
2/16	Middle Tennessee ^A	W	75-74
2/18	at Austin Peay State	L	71-92
2/23	at Louisiana-Lafayette*	L	65-71
2/25	at New Orleans*	L	58-62
3/3	vs. Troy☉	L	83-107

!Louisville Tournament
*Sun Belt Conference
☉Sun Belt Tournament
** - 12 wins vacated (*) by NCAA sanctions (original record was 12-18)

2006-07

3-15**

Coach-Dickey Nutt

11/10	vs. Clemson!	L	44-83
11/11	at Old Dominion!	L	61-69
11/12	vs. Monmouth (OT)!	L	67-69
11/16	Bowling Green ^A	W	64-54
11/18	Lyon College ^A	W	87-51
11/20	at Tennessee-Martin ^A	W	68-63
11/25	Austin Peay State ^A	W	77-70
11/27	at South Dakota State	L	78-84
11/29	at Memphis	L	60-86
12/2	at Eastern Illinois	L	70-73

12/4	at Bowling Green	L	72-81
12/9	Arkansas Tech ^A	W	86-74
12/14	Denver*	W	81-66
12/17	at Louisiana-Lafayette*	W	73-63
12/28	South Alabama*	L	78-91
1/4	at ULM*	L	69-77
1/6	North Texas*	W	84-60
1/11	UALR ^A *	W	77-51
1/13	at Troy*	L	79-87
1/17	at Middle Tennessee ^A *	W	54-51
1/25	Western Kentucky ^A *	W	76-75
1/27	at FIU*	L	61-80
1/31	Florida Atlantic ^A *	W	84-77
2/4	at Denver*	L	68-76
2/8	Louisiana-Lafayette*	L	70-76
2/11	at South Alabama*	L	67-85
2/15	New Orleans ^A *	W	90-79
2/17	ULM ^A *	W	76-68
2/22	at North Texas ^A *	W	74-71
2/24	at UALR ^A *	L	61-55
3/3	vs. New Orleans☉ ^A	W	81-74
3/5	vs. Western Kentucky☉ ^A	W	80-73
3/6	vs. North Texas☉	L	75-83

!Old Dominion Cox Classic
*Sun Belt Conference
☉Sun Belt Tournament (Lafayette, La.)
** 15 wins vacated (*) due to NCAA sanctions (original record was 18-15)

2007-08

10-20

Coach-Dickey Nutt

11/14	Utah Valley State	L	63-67
11/16	at Tulsa	L	59-75
11/20	at Memphis	L	63-84
11/24	Eastern Illinois	W	74-60
11/26	at Murray State	L	67-81
11/29	Tennessee-Martin	W	71-69
12/3	at Northwestern	L	68-88
12/8	Central Baptist	W	101-49
12/16	Ball State	W	57-47
12/20	Florida Atlantic ^C	W	79-77
12/22	New Orleans*	L	78-84
12/30	MacMurray	W	92-43
1/3	at Louisiana-Lafayette*	L	63-73
1/5	UALR*	W	77-62
1/10	North Texas*	L	63-74
1/12	at ULM*	W	89-82
1/17	at Denver*	L	52-59
1/19	Troy*	L	80-89
1/24	FIU*	W	68-59
1/27	at Western Kentucky*	L	68-77
1/30	at Utah Valley	L	57-72
2/4	Middle Tennessee* (OT)	L	86-89
2/7	at South Alabama*	L	58-81
2/9	at Florida Atlantic ^C	L	81-87
2/14	at New Orleans*	L	78-79
2/16	Louisiana-Lafayette*	L	59-65
2/21	at UALR*	L	52-82
2/23	at North Texas*	L	77-82
2/28	ULM*	W	75-64
3/5	vs North Texas☉	L	63-85

*Sun Belt Conference
☉Sun Belt Tournament (Mobile, Ala.)

2008-09

13-17

Coach-John Brady

11/14	at Ole Miss	L	52-65
11/17	Lyon College	W	88-46
11/19	Murray State	W	55-47
11/25	at Tennessee-Martin	W	76-67
11/29	at Ball State	W	54-53
12/1	at Indiana State	W	56-54
12/4	Central Baptist	W108-71	
12/6	at Missouri State	L	47-52
12/15	Mississippi Valley State	W	75-58
12/18	FIU*	W	61-41
12/20	at UALR*	L	59-65
12/23	Southeast Missouri (SEMO)	W	86-67
12/29	at Oklahoma State	L	53-76
1/3	New Orleans*	W	71-56
1/8	at Denver (OT)*	W	75-73
1/10	at North Texas (3OT)*	L	83-86
1/15	ULM	W	65-62
1/17	South Alabama*	L	67-74
1/22	at Middle Tennessee*	L	57-60
1/24	Florida Atlantic ^C	W	62-60

1/29	Western Kentucky*	L	63-68
2/5	at Troy*	L	77-85
2/7	at FIU (OT)*	L	76-80
2/12	UALR*	L	57-58
2/14	at Louisiana-Lafayette*	L	50-54
2/19	at New Orleans*	L	63-73
2/21	Denver*	L	53-73
2/26	North Texas*	L	82-91
2/28	at ULM*	L	63-64
3/5	at Middle Tennessee	L	62-69

*Sun Belt Conference
☉Sun Belt Tournament (Murfreesboro, Tenn.)

2009-10

17-14

Coach-John Brady

11/16	MacMurray College	W	93-47
11/18	at Southeast Missouri (SEMO)	W	73-49
11/21	at Texas-El Paso (UTEP)	L	56-82
11/25	Tennessee-Martin	W	80-66
11/29	Indiana State	L	72-77
12/2	Ole Miss	L	57-79
12/5	at Memphis	L	55-74
12/12	Missouri State	L	64-75
12/20	UALR*	W	69-61
12/22	vs. Mississippi Valley State	W	71-64
12/29	Central Baptist	W	98-60
12/31	at Denver*	L	55-64
1/2	North Texas*	W	71-56
1/4	at Lamar	L	68-87
1/7	Middle Tennessee*	W	69-67
1/9	at South Alabama*	W	69-63
1/16	at North Texas*	W	83-70
1/21	at FIU*	W	76-61
1/23	at Florida Atlantic ^C	L	63-78
1/28	Louisiana-Lafayette*	W	62-60
1/30	Denver*	W	73-62
2/4	at UALR*	L	77-79
2/6	at New Orleans*	W	66-52
2/11	at Western Kentucky*	L	68-79
2/15	ULM*	W	69-52
2/18	at Louisiana-Lafayette*	L	54-56
2/20	Western Kentucky* (OT)	L	76-78
2/25	New Orleans*	W	63-56
2/27	Troy*	L	57-64
3/6	UALR☉	W	89-82
3/7	Western Kentucky☉	L	64-65

*Sun Belt Conference
☉Sun Belt Tournament (Hot Springs, Ark.)

2010-11

17-15

Coach-John Brady

11/12	at Ole Miss	L	60-68
11/16	vs. Missouri State ^A	L	71-80
11/17	Belmont ^A	L	60-93
11/22	Pacific ^A	L	70-77
11/23	Pepperdine#	L	62-69
11/27	at Southeast Missouri (SEMO)	W	56-50
12/1	at Memphis (OT)	L	71-78
12/6	Lyon College	W	85-42
12/11	Alabama State	W	77-53
12/18	at Georgia	L	59-68
12/20	Savannah State	W	68-55
12/22	at Missouri State	L	70-77
12/28	Central Baptist	W120-39	
12/30	South Alabama*	W	69-57
1/1	Western Kentucky*	W	81-73
1/6	at FIU	L	70-75
1/8	at FAU	L	57-61
1/13	Louisiana-Lafayette*	W	74-65
1/15	Middle Tennessee*	W	69-65
1/17	Lamar	W	78-75
1/20	at Denver*	L	36-74
1/22	at North Texas*	L	64-83
1/27	ULM*	W	62-61
1/29	at UALR*	W	75-64
2/1	at Savannah State	L	61-67
2/5	Denver*	W	60-35
2/10	at ULM*	W	85-66
2/17	at Louisiana-Lafayette*	L	61-64
2/19	at Troy*	W	71-63
2/24	North Texas*	W	63-47
2/26	UALR*	W	71-63
3/6	vs. UALR☉	L	52-59

#NIT Season Tipoff (Knoxville, Tenn.)

Sun Belt Conference West Division Champions 2010-11 & 2012-13



ALL-TIME RESULTS

#NIT Season Tipoff (Springfield, Mo.)
*Sun Belt Conference
☉Sun Belt Tournament (Hot Springs, Ark.)

2011-12 14-20

Coach—John Brady

11/11	at Lamar#	L	62-65
11/15	Missouri State	L	46-77
11/17	Tennessee-Martin#	W	63-45
11/20	at Ohio#	L	54-69
11/22	at Louisville#	L	27-54
11/29	Southeast Missouri (SEMO)	W	79-63
12/1	at St. Bonaventure	W	58-52
12/5	at Austin Peay (OT)	L	82-86
12/10	Central Arkansas	W	71-64
12/14	Seattle	W	87-74
12/17	at Murray State	L	53-66
12/19	Lyon College	W	108-61
12/22	at Saint Louis	L	46-70
12/29	Kent State	L	54-69
12/31	at ULM*	W	65-63
1/5	Denver*	L	50-53
1/7	North Texas*	W	75-72
1/9	Florida Atlantic*	L	50-58
1/14	UALR*	L	62-63
1/19	at Middle Tennessee*	L	46-59
1/21	Louisiana-Lafayette*	W	79-74
1/26	at Denver*	L	52-66
1/28	at North Texas*	L	64-76
2/2	ULM*	W	72-64
2/4	at Seattle	L	69-75
2/9	at South Alabama*	L	57-74
2/11	at Louisiana-Lafayette* (OT)	L	65-68
2/16	Troy*	W	83-59
2/18	FIU*	W	77-67
2/23	at Western Kentucky*	L	76-79
2/25	at UALR*	L	60-62
3/3	Florida Atlantic☉	W	70-55
3/4	Middle Tennessee☉	W	64-61
3/5	North Texas☉	L	72-76

#Global Sports Invitational
*Sun Belt Conference
☉Sun Belt Tournament (Hot Springs, Ark.)

2012-13 19-12


Coach—John Brady

11/10	at Dayton	L	61-74
11/13	Arkansas-Monticello	W	76-47
11/16	at Tennessee-Martin (3OT)	W	77-73
11/21	at Central Arkansas	W	73-72
11/25	Lamar	W	93-53
11/29	at FIU*	L	61-80
12/1	at Florida Atlantic*	L	65-72
12/8	St. Bonaventure	W	73-70
12/16	Austin Peay	W	69-57
12/19	Murray State	L	54-61
12/22	at Kent State	L	69-73
12/27	Louisiana-Lafayette*	W	87-70
12/29	at South Alabama*	W	63-54
1/3	Middle Tennessee* (OT)	W	66-60
1/5	Western Kentucky*	W	75-61
1/10	FIU*	L	64-66
1/12	at Louisiana-Lafayette*	L	56-61
1/19	ULM*	W	63-39
1/24	at Troy* (OT)	L	67-74
1/26	Florida Atlantic*	W	63-38
1/31	South Alabama*	W	74-62
2/2	North Texas* (OT)	W	75-66
2/7	at Middle Tennessee*	L	60-73
2/9	at Western Kentucky*	W	67-49
2/14	UALR*	W	86-62
2/16	at ULM*	W	87-54
2/23	Troy*	W	58-50
2/28	at North Texas*	L	50-74
3/2	at UALR*	L	71-78
3/9	Troy☉ (OT)	W	68-63
3/10	Western Kentucky☉	L	56-58

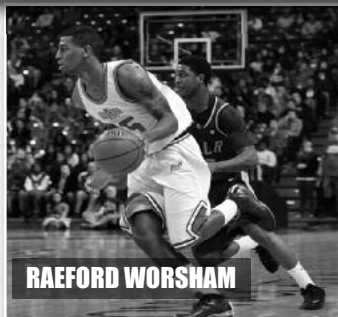
*Sun Belt Conference
☉Sun Belt Tournament (Hot Springs, Ark.)



CAMERON GOLDEN



RAKEEM DICKERSON



RAEFORD WORSHAM



ARKANSAS STATE





ALL-TIME STANDINGS

SUN BELT CONFERENCE (1961-PRESENT)

2012-13

EAST DIVISION	CONFERENCE			SEASON		
	W	L	Pct.	W	L	Pct.
Middle Tennessee*⊕	19	1	.950	28	6	.824
South Alabama	14	6	.700	17	13	.567
FIU	11	9	.550	18	14	.562
Western Kentucky*⊕	10	10	.500	20	16	.556
Florida Atlantic	9	11	.450	14	18	.438
Troy	6	14	.300	12	21	.364
WEST DIVISION	CONFERENCE			SEASON		
	W	L	Pct.	W	L	Pct.
Arkansas State*	12	8	.600	19	12	.613
UALR	11	9	.550	17	15	.531
Louisiana-Lafayette	8	12	.400	13	20	.394
North Texas	7	13	.350	12	20	.375
ULM	3	17	.150	4	23	.148

*Division Champion ⊕Tournament Champion ⊕NCAA Participant

2011-12

EAST DIVISION	CONFERENCE			SEASON		
	W	L	Pct.	W	L	Pct.
Middle Tennessee*	14	2	.875	27	7	.794
South Alabama	8	8	.500	17	12	.586
Western Kentucky*⊕	7	9	.438	16	19	.462
Florida Atlantic	7	9	.438	11	19	.367
Troy	5	11	.313	10	18	.357
FIU	5	11	.313	8	21	.276
WEST DIVISION	CONFERENCE			SEASON		
	W	L	Pct.	W	L	Pct.
UALR*	12	4	.750	15	16	.484
Denver	11	5	.688	22	9	.710
Louisiana-Lafayette	10	6	.625	16	16	.500
North Texas	9	7	.563	18	14	.563
Arkansas State	6	10	.375	14	20	.411
ULM	2	14	.125	3	26	.103

*Division Champion ⊕Tournament Champion ⊕NCAA Participant

2010-11

EAST DIVISION	CONFERENCE			SEASON		
	W	L	Pct.	W	L	Pct.
Florida Atlantic*	13	3	.813	21	11	.656
Middle Tennessee	10	6	.625	16	16	.500
Western Kentucky	8	8	.500	16	16	.500
South Alabama	6	10	.375	12	16	.429
Troy	6	10	.375	8	21	.276
FIU	5	11	.313	11	19	.367
WEST DIVISION	CONFERENCE			SEASON		
	W	L	Pct.	W	L	Pct.
Arkansas State*	11	5	.688	17	15	.531
Louisiana-Lafayette*	11	5	.688	14	15	.483
Denver	9	7	.563	13	17	.433
North Texas	8	8	.500	22	11	.667
UALR*⊕	7	9	.438	19	17	.528
ULM	2	14	.125	7	24	.226

*Division Champion ⊕Tournament Champion ⊕NCAA Participant

2009-10

EAST DIVISION	CONFERENCE			SEASON		
	W	L	Pct.	W	L	Pct.
Troy*	13	5	.722	20	13	.606
Middle Tennessee	13	5	.722	19	14	.576
Western Kentucky	12	6	.667	21	13	.618
Florida Atlantic	10	8	.556	14	16	.467
South Alabama	8	10	.444	17	15	.531
FIU	4	14	.222	7	25	.219
WEST DIVISION	CONFERENCE			SEASON		
	W	L	Pct.	W	L	Pct.
North Texas**⊕	13	5	.722	24	9	.727
Arkansas State	11	7	.611	17	14	.548
Denver	10	8	.556	19	13	.594
Louisiana-Lafayette	10	8	.556	13	17	.433
ULM	6	12	.333	12	19	.387
UALR	4	14	.222	8	22	.267
New Orleans	3	15	.167	8	22	.267

*Division Champion ⊕Tournament Champion ⊕NCAA Participant

2008-09

EAST DIVISION	CONFERENCE			SEASON		
	W	L	Pct.	W	L	Pct.
Western Kentucky**⊕	15	3	.833	25	9	.735

Troy	14	4	.778	19	13	.594
South Alabama	10	8	.556	20	13	.606
Middle Tennessee	10	8	.556	18	14	.562
FIU	7	11	.389	13	20	.394
Florida Atlantic	2	16	.111	6	26	.188
WEST DIVISION	CONFERENCE			SEASON		
	W	L	Pct.	W	L	Pct.
UALR*	15	3	.833	23	8	.742
North Texas	11	7	.611	20	12	.625
Denver	9	9	.500	15	16	.484
Louisiana-Lafayette	7	11	.389	10	20	.333
New Orleans	6	12	.333	11	19	.367
ULM	6	12	.333	10	20	.333
Arkansas State	5	13	.278	13	17	.433

*Division Champion ⊕Tournament Champion ⊕NCAA Participant

2007-08

EAST DIVISION	CONFERENCE			SEASON		
	W	L	Pct.	W	L	Pct.
Western Kentucky**⊕	16	2	.889	29	7	.806
South Alabama*⊕	16	2	.889	26	7	.788
Middle Tennessee	11	7	.611	17	15	.531
Florida Atlantic	8	10	.444	15	18	.455
FIU	6	12	.333	9	20	.310
Troy	4	14	.222	12	19	.387
WEST DIVISION	CONFERENCE			SEASON		
	W	L	Pct.	W	L	Pct.
UALR*	11	7	.611	20	11	.645
Louisiana-Lafayette	11	7	.611	15	15	.500
North Texas	10	8	.556	20	11	.645
New Orleans	8	10	.444	19	13	.594
Denver	7	11	.389	11	19	.367
Arkansas State	5	13	.278	10	20	.333
ULM	4	14	.222	10	21	.323

*Division Champion ⊕Tournament Champion ⊕NCAA Participant

2006-07

EAST DIVISION	CONFERENCE			SEASON		
	W	L	Pct.	W	L	Pct.
South Alabama*	13	5	.722	20	12	.625
Western Kentucky	12	6	.667	22	11	.667
Florida Atlantic	10	8	.556	16	15	.516
Troy	8	10	.444	13	17	.433
Middle Tennessee	8	10	.444	15	17	.469
FIU	7	11	.389	12	17	.414
WEST DIVISION	CONFERENCE			SEASON		
	W	L	Pct.	W	L	Pct.
Arkansas State**	3	7	.300	3	15	.167
ULM	11	7	.611	18	14	.563
North Texas*⊕	10	8	.556	23	11	.676
New Orleans	9	9	.500	14	17	.452
UALR	8	10	.444	13	17	.433
Louisiana-Lafayette	7	11	.389	9	21	.300
Denver	3	15	.167	4	25	.138

*Division Champion ⊕Tournament Champion ⊕NCAA Participant

*15 overall victories, 9 conference victories and western division championship later vacated due to NCAA sanctions. Actual on-court record was 18-15 overall and 11-7 Sun Belt Conference.

2005-06

EAST DIVISION	CONFERENCE			SEASON		
	W	L	Pct.	W	L	Pct.
Western Kentucky*	12	2	.857	23	8	.742
Middle Tennessee	8	6	.571	16	12	.571
Arkansas State*	0	7	.000	0	18	.000
UALR	5	9	.357	14	15	.483
FIU	4	10	.286	8	20	.286
WEST DIVISION	CONFERENCE			SEASON		
	W	L	Pct.	W	L	Pct.
South Alabama**⊕	12	3	.800	24	7	.774
Denver	7	8	.467	16	15	.516
Louisiana-Lafayette	7	8	.467	13	16	.448
North Texas	6	9	.400	14	14	.500
Troy	6	9	.400	14	15	.483
New Orleans	6	9	.400	10	19	.345

*Division Champion ⊕Tournament Champion ⊕NCAA Participant

*12 overall victories and seven conference victories later vacated due to NCAA sanctions. Actual on-court record was 12-18 overall and 7-7 in Sun Belt Conference.

ARKANSAS STATE



ALL-TIME STANDINGS

EAST DIVISION	2004-05 CONFERENCE			SEASON		
	W	L	Pct.	W	L	Pct.
Arkansas-Little Rock*	10	4	.714	18	10	.643
Western Kentucky*	9	5	.643	22	9	.710
Middle Tennessee	7	7	.500	19	12	.613
Arkansas State	7	7	.500	16	13	.552
FIU	4	10	.286	13	17	.433

WEST DIVISION	CONFERENCE			SEASON		
	W	L	Pct.	W	L	Pct.
Denver**	12	3	.800	20	11	.645
Louisiana-Lafayette*⊕	11	4	.733	20	11	.645
New Orleans	7	8	.467	13	17	.433
South Alabama	6	9	.400	10	18	.357
North Texas	6	9	.400	14	14	.500
New Mexico State	1	14	.067	6	24	.200

*Division Champion ⊕Tournament Champion ⊕NCAA Participant*NIT Participant

EAST DIVISION	2003-04 CONFERENCE			SEASON		
	W	L	Pct.	W	L	Pct.
UALR*	9	5	.643	17	12	.586
Western Kentucky	8	6	.571	15	13	.536
Middle Tennessee	8	6	.571	17	12	.586
Arkansas State	7	7	.500	17	11	.607
FIU	1	13	.071	5	22	.185

WEST DIVISION	CONFERENCE			SEASON		
	W	L	Pct.	W	L	Pct.
Louisiana-Lafayette*	12	3	.800	20	9	.689
New Orleans	9	6	.600	17	14	.548
North Texas	8	7	.533	13	15	.464
South Alabama	6	9	.400	12	16	.429
Denver	6	9	.400	14	13	.519
New Mexico State	6	9	.400	13	14	.481

*Division Champion ⊕Tournament Champion ⊕NCAA Participant

EAST DIVISION	2002-03 CONFERENCE			SEASON		
	W	L	Pct.	W	L	Pct.
Western Kentucky**	12	2	.857	24	9	.727
Middle Tennessee	9	5	.643	16	14	.533
UALR	8	6	.571	18	12	.600
Arkansas State	6	8	.429	13	15	.464
FIU	1	13	.071	8	21	.276

WEST DIVISION	CONFERENCE			SEASON		
	W	L	Pct.	W	L	Pct.
Louisiana-Lafayette**	12	3	.800	20	10	.667
New Mexico State	9	6	.600	20	9	.690
South Alabama	7	8	.467	14	14	.500
New Orleans	7	8	.467	15	14	.517
Denver	7	8	.467	17	15	.531
North Texas	2	13	.133	7	21	.250

*Division Champion ⊕Tournament Champion *NIT Participant

EAST DIVISION	2001-02 CONFERENCE			SEASON		
	W	L	Pct.	W	L	Pct.
Western Kentucky**	13	1	.929	28	4	.875
UALR	8	6	.571	18	11	.621
Middle Tennessee	6	8	.429	14	15	.483
Arkansas State	5	9	.357	15	16	.484
FIU	4	10	.286	10	20	.333

WEST DIVISION	CONFERENCE			SEASON		
	W	L	Pct.	W	L	Pct.
Louisiana-Lafayette**	11	4	.733	20	11	.645
New Mexico State	11	4	.733	20	12	.625
New Orleans	9	6	.600	15	14	.517
North Texas	8	7	.533	15	14	.517
Denver	3	12	.200	8	20	.286
South Alabama	2	13	.133	7	21	.250

*Division Champion ⊕Tournament Champion *NIT Participant

EAST DIVISION	2000-01 CONFERENCE			SEASON		
	W	L	Pct.	W	L	Pct.
Western Kentucky**	14	2	.875	24	7	.774
Arkansas State	10	6	.625	17	13	.567
Louisiana Tech	10	6	.625	17	12	.586
UALR	9	7	.563	18	11	.621
FIU	5	11	.313	8	21	.276
Middle Tennessee	1	15	.063	5	22	.185

WEST DIVISION	W	L	Pct.	W	L	Pct.
	South Alabama*	11	5	.688	22	11
Louisiana-Lafayette	10	6	.625	16	13	.552
New Mexico State*	10	6	.625	14	14	.500
New Orleans	10	6	.625	17	12	.586
Denver	5	11	.313	10	18	.357
North Texas	1	15	.063	4	24	.143

*Division Champion ⊕Tournament Champion
 ^ NMSU did not play in SBC/NCAA/NIT postseason per internal investigation; divisional standing was not affected; Aggies vacated the No. 3 West seed in the tournament.

CONFERENCE	1999-00			SEASON		
	W	L	Pct.	W	L	Pct.
Louisiana-Lafayette*⊕	13	3	.813	25	9	.735
South Alabama*	13	3	.813	20	10	.667
Louisiana Tech	12	4	.750	21	8	.724
FIU	9	7	.563	16	14	.533
Western Kentucky	8	8	.500	11	18	.379
Arkansas State	7	9	.438	10	18	.357
New Orleans	6	10	.375	11	18	.379
Denver	3	13	.188	6	22	.214
UALR	1	16	.063	4	24	.143

*Co-Champion ⊕Tournament Champion ⊕NCAA Participant

CONFERENCE	1998-99			SEASON		
	W	L	Pct.	W	L	Pct.
Louisiana Tech	10	4	.714	19	9	.679
Arkansas State*⊕	9	5	.643	18	12	.600
FIU	7	7	.500	13	16	.448
SW Louisiana	7	7	.500	13	16	.448
Western Kentucky	7	7	.500	13	16	.448
South Alabama	6	8	.429	11	16	.407
New Orleans	5	9	.357	14	16	.467
UALR	5	9	.357	12	15	.444

*Regular Season Champion ⊕Tournament Champion ⊕NCAA Participant

CONFERENCE	1997-98			SEASON		
	W	L	Pct.	W	L	Pct.
South Alabama*⊕	14	4	.778	21	7	.750
Arkansas State*	14	4	.778	20	9	.690
SW Louisiana	12	6	.667	18	13	.581
UALR	10	8	.556	15	13	.536
New Orleans	9	9	.500	15	12	.556
Louisiana Tech	9	9	.500	12	15	.444
Lamar	7	11	.389	15	14	.517
Western Kentucky	6	12	.333	10	19	.345
Jacksonville	6	12	.333	8	19	.296
Texas-Pan American	3	15	.167	3	24	.111

*Regular Season Co-Champions ⊕Tournament Champion ⊕NCAA Participant

CONFERENCE	1996-97			SEASON		
	W	L	Pct.	W	L	Pct.
South Alabama*⊕	14	4	.778	23	7	.767
New Orleans**	14	4	.778	22	7	.759
UALR	11	7	.611	18	11	.621
Lamar	10	8	.556	15	12	.556
Louisiana Tech	10	8	.556	15	14	.517
Western Kentucky	9	9	.500	12	15	.444
SW Louisiana	9	9	.500	12	16	.429
Arkansas State	8	10	.444	15	12	.556
Jacksonville	4	14	.222	5	23	.179
Texas-Pan American	1	17	.056	3	25	.107

*Regular Season Co-Champions ⊕Tournament Champion ⊕NCAA Participant

CONFERENCE	1995-96			SEASON		
	W	L	Pct.	W	L	Pct.
South Alabama*⊕	14	4	.778	23	7	.767
New Orleans**	14	4	.778	22	7	.759
UALR	11	7	.611	18	11	.621
Lamar	10	8	.556	15	12	.556
Louisiana Tech	10	8	.556	15	14	.517
Western Kentucky	9	9	.500	12	15	.444
SW Louisiana	9	9	.500	12	16	.429
Arkansas State	8	10	.444	15	12	.556
Jacksonville	4	14	.222	5	23	.179
Texas-Pan American	1	17	.056	3	25	.107

*Regular Season Co-Champions ⊕Tournament Champion ⊕NCAA Participant

CONFERENCE	1994-95			SEASON		
	W	L	Pct.	W	L	Pct.
UALR	14	4	.778	23	7	.767
New Orleans*	14	4	.778	21	9	.700
Jacksonville	10	8	.556	15	13	.535
Western Kentucky	10	8	.556	13	14	.415
SW Louisiana	9	9	.500	16	12	.571
Lamar	7	11	.389	12	15	.444
South Alabama	7	11	.389	12	15	.444
Arkansas State	7	11	.389	9	18	.333
Louisiana Tech	6	12	.333	11	17	.393
Texas-Pan American	6	12	.333	9	19	.321

*Tournament Champion

ARKANSAS STATE





ALL-TIME STANDINGS

ARKANSAS STATE

1984-85

	W	L	Pct.	W	L	Pct.
Western Kentucky	17	1	.945	27	4	.871
New Orleans	13	5	.722	20	11	.645
Jacksonville	12	6	.667	18	9	.667
Texas-Pan American	10	8	.555	14	14	.500
UALR	9	9	.500	17	12	.586
Louisiana Tech	9	9	.500	14	13	.518
South Alabama	7	11	.389	9	18	.333
Lamar	6	12	.333	11	16	.407
SW Louisiana	4	14	.222	7	22	.241
Arkansas State	3	15	.167	8	20	.286

◆Tournament Champion

1983-84

CONFERENCE

SEASON

	W	L	Pct.	W	L	Pct.
Western Kentucky	14	4	.778	20	11	.645
SW Louisiana	13	5	.722	22	8	.733
New Orleans	12	6	.667	20	10	.667
Jacksonville	11	7	.611	17	11	.607
Arkansas State	10	8	.556	15	12	.556
Texas-Pan American	9	9	.500	16	12	.571
South Alabama	9	9	.500	13	14	.481
UALR	6	12	.333	13	15	.464
Lamar	6	12	.333	10	17	.370
Louisiana Tech	0	18	.000	2	25	.074

+NCAA At-Large Qualifier ○NCAA Participant #NIT Qualifier

1982-83

	W	L	Pct.	W	L	Pct.
New Orleans	18	0	1.000	26	4	.867
Western Kentucky	14	4	.778	26	6	.813
Arkansas State	11	7	.611	16	12	.571
SW Louisiana	11	7	.611	17	13	.567
UALR	10	8	.556	15	12	.556
Lamar	9	9	.500	15	12	.556
South Alabama	9	9	.500	15	13	.536
Louisiana Tech	3	15	.167	7	21	.250
Jacksonville	3	15	.167	5	22	.185
Texas-Pan American	2	16	.111	2	20	.091

◆Sun Belt Tournament Champion

1981-82

	W	L	Pct.	W	L	Pct.
Louisiana Tech	13	3	.812	23	8	.742
SW Louisiana	12	4	.750	21	11	.656
Arkansas State	11	5	.686	17	11	.607
Western Kentucky	10	6	.625	21	11	.656
UALR	9	7	.563	18	12	.600
South Alabama	9	7	.563	14	14	.500
New Orleans	8	8	.500	17	15	.531
Lamar	7	9	.438	12	19	.387
Jacksonville	6	10	.375	12	17	.414
Central Florida	3	13	.188	10	18	.357
Texas-Pan American	0	16	.000	0	29	.000

◆SBC Tournament Champion

AMERICAN SOUTH (1987-91)

1990-91

CONFERENCE

SEASON

	W	L	Pct.	W	L	Pct.
Arkansas State	9	3	.750	23	9	.719
New Orleans	9	3	.750	23	8	.742
Louisiana Tech	8	4	.667	21	10	.677
SW Louisiana	6	6	.500	21	10	.677
Lamar	4	8	.333	15	13	.536
Central Florida	3	9	.250	10	17	.370
Texas-Pan American	3	9	.250	7	21	.250

◆ASC Tournament Champion

1989-90

	W	L	Pct.	W	L	Pct.
Louisiana Tech	8	2	.800	20	8	.714
New Orleans	8	2	.800	21	11	.656
Texas-Pan American	7	3	.700	21	9	.700
SW Louisiana	4	6	.400	20	9	.690
Arkansas State	2	8	.200	15	13	.536
Lamar	1	9	.100	7	21	.250

◆ASC Tournament Champion

1988-89

	W	L	Pct.	W	L	Pct.
New Orleans	7	3	.700	19	11	.633
Louisiana Tech	6	4	.600	23	9	.719
Arkansas State	6	4	.600	20	10	.667
SW Louisiana	4	6	.400	17	12	.586
Texas-Pan American	4	6	.400	15	13	.536
Lamar	3	7	.300	12	16	.429

◆ASC Tournament Champion

1987-88

	W	L	Pct.	W	L	Pct.
Louisiana Tech	7	3	.700	22	9	.710
New Orleans	7	3	.700	21	11	.656
Lamar	5	5	.500	20	11	.645
Arkansas State	4	6	.400	21	14	.600
Texas-Pan American	4	6	.400	14	14	.500
SW Louisiana	3	7	.300	12	16	.429

◆ASC Tournament Champion

1986-87

CONFERENCE

SEASON

	W	L	Pct.	W	L	Pct.
Louisiana Tech	9	1	.900	22	8	.733
Arkansas State	5	5	.500	21	13	.618
McNeese State	5	5	.500	14	14	.500
Lamar	4	6	.400	14	15	.483
North Texas State	4	6	.400	11	17	.393
NE Louisiana	3	7	.300	13	15	.464

◆SLC Tournament Champion

1985-86

	W	L	Pct.	W	L	Pct.
*NE Louisiana	9	3	.750	20	10	.667
McNeese State	8	4	.667	21	11	.656
Arkansas State	7	5	.583	18	11	.621
Lamar	6	6	.500	13	12	.600
Louisiana Tech	6	6	.500	20	14	.588
North Texas State	4	8	.333	10	18	.357
Texas-Arlington	2	10	.167	12	18	.400

◆SLC Tournament Champion

1984-85

	W	L	Pct.	W	L	Pct.
Louisiana Tech	11	1	.917	29	3	.906
McNeese State	9	3	.750	18	10	.643
Lamar	8	4	.667	20	12	.625
Arkansas State	6	6	.500	14	14	.500
NE Louisiana	4	8	.333	17	12	.586
Texas-Arlington	3	9	.250	12	16	.429
North Texas State	1	11	.083	5	23	.179

◆SLC Tournament Champion

1983-84

	W	L	Pct.	W	L	Pct.
Lamar	11	1	.917	26	5	.839
NE Louisiana	9	3	.750	17	12	.586
Louisiana Tech	8	4	.667	26	7	.778
McNeese State	6	6	.500	16	15	.516
Arkansas State	4	8	.333	13	15	.464
North Texas State	3	9	.250	9	19	.321
Texas-Arlington	1	11	.083	5	23	.179

◆SLC Tournament Champion

1982-83

	W	L	Pct.	W	L	Pct.
Lamar	9	3	.750	23	8	.742
Louisiana Tech	8	4	.667	19	9	.679
McNeese State	6	6	.500	16	13	.552
NE Louisiana	6	6	.500	14	14	.500
Arkansas State	5	7	.417	17	12	.586
North Texas State	5	7	.417	15	15	.500
Texas-Arlington	3	9	.250	9	19	.321

◆SLC Tournament Champion





ALL-TIME STANDINGS

ARKANSAS STATE

1981-82

	W	L	Pct.	W	L	Pct.
SW Louisiana*	8	2	.800	24	8	.750
Lamar	7	3	.700	22	7	.759
Texas-Arlington	6	4	.600	16	12	.571
McNeese State	4	6	.400	14	15	.483
Arkansas State	3	7	.300	15	11	.577
Louisiana Tech	2	8	.200	11	16	.407

*SLC Tournament Champion

1980-81

CONFERENCE SEASON

	W	L	Pct.	W	L	Pct.
Lamar*	8	2	.800	25	5	.833
Texas-Arlington	7	3	.700	20	8	.714
Louisiana Tech	7	3	.700	20	10	.667
SW Louisiana	6	4	.600	15	13	.536
Arkansas State	2	8	.200	12	15	.444
McNeese State	0	10	.000	11	21	.344

*SLC Tournament Champion

1979-80

	W	L	Pct.	W	L	Pct.
Lamar	8	2	.800	22	11	.667
SW Louisiana	5	5	.500	21	9	.700
Arkansas State	5	5	.500	15	12	.556
McNeese State	5	5	.500	15	12	.556
Louisiana Tech	4	6	.400	17	10	.630
Texas-Arlington	3	7	.300	14	13	.519

1978-79

	W	L	Pct.	W	L	Pct.
Lamar	9	1	.900	23	9	.719
Louisiana Tech	6	4	.600	17	8	.680
SW Louisiana	6	4	.600	16	11	.598
Arkansas State	5	5	.500	15	12	.556
McNeese State	3	7	.300	10	17	.370
Texas-Arlington	1	9	.100	11	16	.407

1977-78

	W	L	Pct.	W	L	Pct.
McNeese State	8	2	.800	20	8	.714
Lamar	8	2	.800	18	9	.667
SW Louisiana	7	3	.700	19	8	.704
Texas-Arlington	3	7	.300	10	17	.370
Arkansas State	2	8	.200	9	18	.333
Louisiana Tech	2	8	.200	6	21	.222

1976-77

	W	L	Pct.	W	L	Pct.
SW Louisiana	8	2	.800	21	8	.724
McNeese State	7	3	.700	20	7	.741
Lamar	6	4	.600	12	17	.414
Arkansas State	4	6	.400	15	12	.556
Louisiana Tech	4	6	.400	13	13	.500
Texas-Arlington	1	9	.100	3	24	.111

1975-76

CONFERENCE SEASON

	W	L	Pct.	W	L	Pct.
Louisiana Tech	9	1	.900	15	11	.576
McNeese State	7	3	.700	16	11	.591
Lamar	6	4	.600	10	14	.417
SW Louisiana	4	6	.400	7	19	.269
Arkansas State	3	7	.300	10	15	.400
Texas-Arlington	1	9	.100	6	21	.222

1974-75

	W	L	Pct.	W	L	Pct.
McNeese State	6	2	.750	16	8	.667
Louisiana Tech	5	3	.625	12	13	.480
Lamar	4	4	.500	7	16	.304
Arkansas State	3	5	.375	13	12	.520
Texas-Arlington	2	6	.250	6	20	.231
SW Louisiana	—	—	—	—	—	—

1972-73

	W	L	Pct.	W	L	Pct.
Louisiana Tech	10	2	.833	20	6	.769
McNeese State	10	2	.833	21	5	.808
Texas-Arlington	8	4	.667	13	13	.500

Lamar	6	6	.500	11	13	.459
Arkansas State	4	8	.333	9	15	.375
Ablene Christian	4	8	.333	8	18	.308
SW Louisiana (xx)	0	12	.000	0	29	.000

xx—forfeited full schedule

1971-72

	W	L	Pct.	W	L	Pct.
Louisiana Tech	8	0	1.000	25	1	.961
Lamar	7	1	.875	13	13	.500
Texas-Arlington	5	3	.625	14	12	.538
Arkansas State	5	3	.625	13	13	.500
Ablene Christian	3	5	.375	17	8	.680
Trinity	0	8	.000	7	17	.291
SW Louisiana (xx)	0	8	.000	0	29	.000

xx—forfeited full schedule

1970-71

	W	L	Pct.	W	L	Pct.
Arkansas State	6	2	.750	15	9	.625
Ablene Christian	5	3	.625	15	9	.625
Lamar	5	3	.625	11	13	.459
Texas-Arlington	3	5	.375	8	18	.308
Trinity	1	7	.125	7	16	.304

1969-70

	W	L	Pct.	W	L	Pct.
Lamar	7	1	.875	15	9	.625
Arkansas State	4	4	.500	15	9	.625
Trinity	4	4	.500	16	8	.667
Texas-Arlington	4	4	.500	8	16	.333
Ablene Christian	1	7	.125	10	16	.385

1968-69

CONFERENCE SEASON

	W	L	Pct.	W	L	Pct.
Trinity	7	1	.875	19	5	.791
Lamar	6	2	.750	20	4	.833
Arkansas State	3	5	.375	6	16	.272
Texas-Arlington	3	5	.375	8	18	.308
Ablene Christian	1	7	.125	5	20	.250

1967-68

	W	L	Pct.	W	L	Pct.
Ablene Christian	6	2	.750	11	13	.458
Trinity	5	3	.625	23	7	.766
Arkansas State	4	4	.500	7	17	.268
Lamar	3	5	.375	8	17	.320
Texas-Arlington	2	6	.250	6	20	.237

1966-67

	W	L	Pct.	W	L	Pct.
Arkansas State	8	0	1.000	17	7	.708
Trinity	4	4	.500	16	6	.714
Texas-Arlington	4	4	.500	14	12	.538
Ablene Christian	4	4	.500	11	11	.500
Lamar	0	8	.000	5	19	.208

1965-66

	W	L	Pct.	W	L	Pct.
Ablene Christian	8	0	1.000	21	7	.750
Arkansas State	4	4	.500	17	9	.653
Lamar	4	4	.500	17	9	.653
Trinity	3	5	.375	12	10	.545
Texas-Arlington	1	7	.125	9	13	.405

1964-65

	W	L	Pct.	W	L	Pct.
Ablene Christian	6	2	.750	18	6	.750
Arkansas State	6	2	.750	13	9	.591
Lamar	5	3	.625	17	9	.653
Texas-Arlington	3	5	.375	10	14	.417
Trinity	0	8	.000	2	21	.087

1963-64

	W	L	Pct.	W	L	Pct.
Lamar	7	1	.875	19	6	.760
Ablene Christian	6	2	.750	18	9	.666
Arkansas State	5	3	.625	16	9	.640
Texas-Arlington	1	7	.125	4	21	.160
Trinity	1	7	.125	3	21	.120





HONORS AND AWARDS

ALL-AMERICANS (Associated Press)

- 1998-99 – Chico Fletcher (Div. I H.M.)
- 1976-77 – Dan Henderson (Div. I H.M.)
- 1973-74 – Steve Brooks (Div. I H.M.)
- 1966-67 – John Dickson (2nd Team)
- 1965-66 – John Dickson (1st Team)
- 1964-65 – Jerry Rook (1st Team)
- 1963-64 – Jerry Rook (2nd Team)

(Sporting News)

- 1988-89 – John Tate (Div. I H.M.)
- 1987-88 – John Tate (Div. I H.M.)
- 1976-77 – Dan Henderson (Div. I H.M.)
- 1974-75 – Don Scaife (Div. I H.M.)

(Converse)

- 1979-80 – Marvin Jarrett (Div. I H.M.)
- 1976-77 – Dan Henderson (Div. I H.M.)
- 1975-76 – Dan Henderson (Div. I H.M.)
- 1974-75 – Don Scaife (Div. I H.M.)

(Basketball Weekly)

- 1997-98 – Chico Fletcher (H.M.)
- 1976-77 – Dan Henderson (Div. I H.M.)

(National Association of Basketball Coaches)

- 1966-67 – John Dickson (2nd Team)

TERRY GWIN SCHOLAR-ATHLETE

- 1985 – Rick Barney

ALL-SUN BELT CONFERENCE (As selected by coaches)

- 2012-13 – Brandon Peterson (2nd), Trey Finn (3rd)
- 2011-12 – Malcolm Kirkland (3rd)
- 2010-11 – Martavius Adams (2nd), Donald Boone (3rd)
- 2009-10 – Brandon Reed (1st)
- 2007-08 – Ryan Wedel (3rd)
- 2006-07 – Adrian Banks (1st), Isaac Wells (2nd)
- 2005-06 – Derke Tipler (2nd Team)
- 2004-05 – Dewarick Spencer (2nd), J.J. Montgomery (3rd)
- 2003-04 – J.J. Montgomery (1st), Dewarick Spencer (2nd)
- 2000-01 – Jason Jennings
- 1999-00 – Chico Fletcher
- 1998-99 – Chico Fletcher, Antonio Harvey
- 1997-98 – Chico Fletcher, Micah Marsh
- 1996-97 – Mark Kiehne
- 1993-94 – Jeff Clifton
- 1991-92 – Fred Shepherd
- 1992-93 – Jeff Clifton, Fred Shepherd

SUN BELT CONFERENCE PLAYER OF THE YEAR

- 1998-99 – Chico Fletcher
- 1997-98 – Chico Fletcher
- 1993-94 – Jeff Clifton (Co-MVP)

SUN BELT DEFENSIVE PLAYER OF THE YEAR

- 2001-02 – Jason Jennings
- 1998-99 – Freddy Hicks
- 1997-98 – Freddy Hicks

SUN BELT CONFERENCE FRESHMAN OF THE YEAR

- 2009-10 – Brandon Reed

- 2006-07 – Adrian Banks
- 2000-01 – Nick Rivers

SUN BELT CONFERENCE TOURNAMENT MVP 1998-99 – Chico Fletcher

SUN BELT CONFERENCE ALL-TOURNAMENT TEAM

- 2012-13 – Brandon Peterson
- 2011-12 – Trey Finn
- 2006-07 – Adrian Banks, Isaac Wells
- 1998-99 – Chico Fletcher, Antonio Harvey, Eric Beatty

SUN BELT CONFERENCE COACH OF THE YEAR

- 2009-10 – John Brady
- 1997-98 – Dickey Nutt

USBWA DISTRICT VII COACH OF THE YEAR

- 2009-10 – John Brady

ALL-AMERICAN SOUTH CONFERENCE (As selected by coaches)

First Team

- 1990-91 – Bobby Gross
- 1988-89 – John Tate
- 1987-88 – John Tate

Second Team

- 1989-90 – Bobby Gross
- 1988-89 – Ed Loudon

ALL-AMERICAN SOUTH CONFERENCE (As selected by Media)

First Team

- 1990-91 – Bobby Gross
- 1988-89 – John Tate

Second Team

- 1989-90 – Greg Williams

All-Defensive Team

- 1988-89 – Carl Archer, Greg Williams

SOUTHLAND CONFERENCE Most Valuable Player

- 1976-77 – Dan Henderson
- 1973-74 – Steve Brooks
- 1970-71 – Allan Pruett (Co-MVP)
- 1965-66 – John Dickson
- 1964-65 – Jerry Rook
- 1963-64 – Jerry Rook

ALL-SOUTHLAND CONFERENCE (First Team)

- 1986-87 – John Tate
- 1982-83 – Jeff Bolding
- 1976-77 – Dan Henderson
- 1975-76 – Dan Henderson
- 1974-75 – Don Scaife
- 1973-74 – Steve Brooks, Don Scaife
- 1972-73 – Don Scaife
- 1971-72 – Steve Brooks
- 1970-71 – John Belcher, Allan Pruett
- 1969-70 – John Belcher
- 1966-67 – John Dickson, Mike Burk
- 1965-66 – John Dickson



HONORS AND AWARDS

1964-65 – Jerry Rook, John Dickson
1963-64 – Jerry Rook

(Second-Team)

1985-86 – Reggie Gordon, Brad Goshien
1984-85 – Tim Norman, Reggie Gordon
1983-84 – Scott Horrell
1982-83 – Jay Hansen
1981-82 – Mike Sailes
1980-81 – Anthony Myles
1979-80 – Anthony Myles, Marvin Jarrett
1978-79 – Anthony Myles, Marvin Jarrett
1977-78 – Marvin Jarrett
1976-77 – James Leffall
1974-75 – Dan Henderson
1973-74 – J.H. Williams
1971-72 – John Belcher
1970-71 – Steve Brooks
1969-70 – Allan Pruett

SOUTHLAND CONFERENCE ALL-TOURNAMENT

1987 – Reggie Gordon, Steve Wiedower

SOUTHLAND CONFERENCE

(All-First Decade Team)

Jerry Rook, guard
John Dickson (Honorable Mention)

ALL-ARKANSAS INTERCOLLEGIATE CONF.

(First Team)

1946-47 – Maurice Miller, Bennie Wilhelm
1945-46 – Buster Johnson
1934-35 – Wendell Davis
1933-34 – Wendell Davis

ALL-AIC TOURNAMENT

1947 – Maurice Miller (MVP)

NCAA ALL-DISTRICT IV

1976-77 – Dan Henderson
1974-75 – Don Scaife

USBWA ALL-DISTRICT 6

1988-89 – John Tate

USBWA ALL-DISTRICT VII

1997-98 – Chico Fletcher
2009-10 – Brandon Reed

NABC ALL-DISTRICT 8

1993-94 – Jeff Clifton (2nd Team)
1992-93 – Fred Shepherd (2nd Team)
1988-89 – John Tate
1987-88 – John Tate

NABC DISTRICT 9 COACH OF THE YEAR

1998-99 – Dickey Nutt
1997-98 – Dickey Nutt

BASKETBALL TIMES

(All Southwest)

1988-89 – John Tate (H.M.)
1987-88 – John Tate (H.M.)

(All South)

1993-94 – Jeff Clifton (H.M.)
1992-93 – Fred Shepherd (H.M.)

ALL-RODNEY TEAM (No Respect)

1993-94 – Jeff Clifton

BASKETBALL WEEKLY

(All-Freshman)

1996-97 – Chico Fletcher (H.M.)

NCAA POSTGRADUATE SCHOLARSHIP

1974-75 – J.H. Williams

BASKETBALL WEEKLY

(All Plains)

1982-83 – Jeff Bolding

(All-Deep South)

1993-94 – Jeff Clifton (H.M.)
1992-93 – Jeff Clifton (H.M.)
Fred Shepherd (H.M.)
1987-88 – John Tate (H.M.)

ACADEMIC ALL-DISTRICT VI

2008-09 – Mike Lance
2007-08 – Ryan Wedel
1981-82 – Matt Garner

AMERICAN SOUTH CONFERENCE COACH OF YEAR

1990-91 – Nelson Catalina (Coaches Vote)
1990-91 – Nelson Catalina (Media Vote)

SOUTHLAND CONFERENCE COACH OF YEAR

1974 – John Rose
1967 – Marvin Speight

UNION PLANTERS MOST VALUABLE PLAYER

(As voted by fans after each season)

2000-01 – Jason Jennings
1999-00 – Jamie Rosser
1998-99 – Chico Fletcher
1997-98 – Chico Fletcher
1996-97 – Mark Kiehne

MERCANTILE BANK MOST VALUABLE PLAYER

(As voted by fans after each season)

1994-95 – Vernall Cole
1993-94 – Jeff Clifton
1992-93 – Fred Shepherd
1991-92 – Fred Shepherd
1990-91 – Bobby Gross
1989-90 – Bobby Gross
1988-89 – John Tate

NCAA ALL-TOURNAMENT

(College Division)

1966-67 – Harold Scrifes
1965-66 – John Dickson (MVP)
1962-63 – Jerry Rook (MVP)
1961-62 – Warren Moore, Don Shatley
1959-60 – Bill Jones
1957-58 – Jim Bowman



HONORS AND AWARDS

NIT SCHOLAR-ATHLETE

1988 – John Tate

ALL-TOURNAMENT HONORS

Runnin' Joe Classic

- 1993 – Jeff Clifton (MVP), Vernall Cole
- 1992 – Jay Cook (MVP), Fred Shepherd, Vernall Cole
- 1991 – Tyrone Hall (MVP), Fred Shepherd, Corey Cole
- 1990 – Philip McKellar, Dewayne McCray
- 1989 – Barry Mayberry (MVP), Philip McKellar
- 1988 – Greg Williams (MVP), Barry Mayberry, Ed Louden, John Tate
- 1987 – John Tate (MVP), Bo Brown, Ed Louden
- 1986 – John Tate (MVP), Steve Wiedower, Reggie Gordon
- 1985 – Reggie Gordon (MVP), Brad Goshien, Mike Todd
- 1975 – Dan Henderson (MVP)
- 1971 – Steve Brooks, Dan Sullivan, Calvin Breedlove (MVP)
- 1966 – Milton Sullivan
- 1965 – John Dickson
- 1963 – Jerry Rook (MVP), Jerry Hudgins
- 1962 – Gaylon Ward

- 2002 Gossner Food Classic – Tavoris Thompson
- 1997-98 Lobo Classic – Chico Fletcher
- 1997-98 Zippy's Tournament – Micah Marsh (MVP), Jabari Myles
- 1993 Cessna Classic – Jeff Clifton
- 1992 River City Classic – Fred Shepherd, Anthony Allen
- 1990 Boston College Classic – Bobby Gross
- 1990 Texaco Star Classic – Bobby Gross
- 1989 All College Tournament – Barry Mayberry
- 1989 Carrier Classic – Bobby Gross
- 1988 Kentucky Invitational – John Tate (MVP), Greg Williams
- 1987 Sooner Invitational – John Tate
- 1987 TCBY Classic – John Tate, Greg Williams
- 1986 Hawaiian Airlines Silversword Invitational – Steve Wiedower
- 1985 Amana-Hawkeye Classic – Brad Goshien, John Tate
- 1984 Runnin' Rebel Classic – Reggie Gordon
- 1983 Amana-Hawkeye Classic – Jay Hansen
- 1981 Champion Holiday Classic – Mike Sailes
- 1980 Wolf Pack Classic – Jerome Jefferson
- 1979 Show-Me Classic – Anthony Myles, Mike Sailes
- 1978 Evansville Invitational – Toby McCammon
- 1977 Hatter Classic – Marvin Jarrett

PROFESSIONAL

- Arthur Agee** (1993-95), Jacksonville Sharks of USBL in 1995
- Anthony Allen** (1991-93), Mexico in 1993
- Al Bannister** (1988-90), Utah Jazz (free agent) in 1990
- Jeff Bolding** (1980-83), Houston Rockets of NBA in '83 (eighth-round draft choice)
- Steve Brooks** (1969-74), Italy in '74-75 and Philippines in '75-76 (fifth-round draft choice of ABA's Utah Stars)

- Jeff Clifton** (1992-94), Memphis Fire of USBL in 1994; Spain in 1994-95
- John Dickson** (1963-67), New Orleans Buccaneers of ABA in '67-68 (second-round draft choice of Buccaneers; second-round draft choice of NBA Chicago Bulls)
- Patrick Eddie** (1987-88), New York Knicks
- Antonio Harvey** (1995-99), Tampa Bay Wind Jammers of USBL in '99
- Dan Henderson** (1973-77), San Antonio Spurs of NBA in '77 (third-round draft choice of Spurs); Italy in '77-78
- Scott Horrell** (1981-84), Sweden in 1984-85; Australia in 1985
- Jason Jennings** (2001-02), Portland Trailblazers of NBA in 2002 (drafted second round)
- Dewayne McCray** (1989-91), New Zealand in 1991-92, 1992-93; Spain in 1994-95
- Philip McKellar** (1988-91), Memphis of Global Basketball Association, Lake Erie of CBA, Fort Wayne of CBA
- Anthony Myles** (1979-81), Italy in 1982, 1983
- Brandon Peterson** (2009-13), Sweden in 2013-14
- Jerry Rook** (1961-65), New Orleans Buccaneers of ABA in '66-67 (signed as free agent)
- Don Scaife** (1971-75), Spirit of St. Louis of ABA in '75 (signed as free agent); Philippines in '76-77
- Fred Shepherd** (1989-93), Westchester (N.Y.) of USBL, 1993; Spain in 1993-95
- Robert Smith-Lee** (1991-93), Mexico in 1993
- John Tate** (1985-89), Tulsa of CBA; Santa Paula Club in Galves Santa Fe, Argentina
- Greg Williams** (1987-90), Rochester (Minn.) of CBA

NEIL GIBSON MARTIN TROPHY

- 1974 – Steve Brooks
- 1967 – John Dickson
- 1965 – Jerry Rook
- 1959 – Ray Scott

WORTHEN AWARD

(Awarded monthly, then annually, to outstanding amateur athlete in Arkansas) Monthly Winners

- 1975 – Don Scaife (January)
- 1973 – Steve Brooks (December)
- 1971 – John Belcher (February)
- 1967 – John Dickson (January)
- 1966 – John Dickson (January)

EAST-WEST ALL-STAR GAME

(Tulsa, Okla.)

- 1975 – Don Scaife

BIG BROTHERS 'ATHLETE OF THE YEAR'

- 1975 – Don Scaife

ARKANSAS BASKETBALL

PLAYER OF THE YEAR

(Arkansas Gazette)

- 1988 – John Tate

ARKANSAS STATE



ALL-TIME LETTERWINNERS

— A —

Adams, Gary-'73 '74
Adams, Martavius-'10 '11
Adams, Kim-'01 '02 '03 '04
Agee, Arthur-'94 '95
Ajasin, Abayomi-'07
Alexander, Isaac-'97
Alexander, Rich-'71 '72
Allen, Anthony-'92 '93
Allison, Rashad-'10 '11
Alsup, Bill-'35
Archer, Carl-'86 '87 '88 '89
Ardison, Marcus-'05 '06
Aubel, Dave-'65 '66
Ayers, Brandon-'09

— B —

Bailey, Joseph-'02 '03 '04 '05
Baldwin, Stan-'36
Baldwin, W.T.-'37 '38
Ballard, Brandon-'06
Bane, Nicky-'55
Banks, Adrian-'07 '08
Banks, Yual-'04 '05 '06 '07
Bannister, Al-'89 '90
Barney, Rick-'84 '85
Barre, Nick-'56
Bass, David-'93 '94 '95
Bearden, Johnny-'49 '50
Beatty, Eric-'98 '99
Beck, Jon-'00 '01 '02 '03
Belcher, John-'69 '70 '71 '72
Benson, Clyde-'49 '50 '51
Bettis, David-'73 '75 '76
Blackburn, Brian-'94
Blocker, Darrell-'56 '57
Bolding, Jeff-'80 '81 '82 '83
Bolton, Everett-'36 '40 '41
Bonner, Dee-'49 '50 '51
Boone, Donald-'09 '11
Bowman, Jim-'56 '57 '58
Bradley, Sam-'72
Bragg, Juran-'02 '03
Branan, Homer-'38
Brawley, Calvin-'75 '76
Breininger, Bryan-'00
Brewer, Howard-'52
Brick, Meyer-'38
Brooks, Steve-'70 '71 '72 '74
Broom, John-'54
Brown, Bo-'88 '89
Brown, Chris-'07
Brown, Curtis-'97
Brown, JeJuan-'09 '10
Brown, Kristopher-'13
Brown, Ronnie-'68 '69
Brown, Tony-'02 '03
Bryant, Daniel-'09 '10 '11
Bucy, Jesse-'49 '50 '51
Burge, Jim-'51 '52
Burk, Emmet-'39 '42
Burk, Mike-'65 '66 '67 '68
Burnett, Jerry-'57 '58
Burnett, Johnie-'28 '29
Busby, Ivan-'37 '38 '39

Butler, Justin '10
Byrd, Jerry-'56 '57

— C —

Caldwell, Bill-'58
Callahan, Harold-'41
Callahan, Harold-'62 '63
Campbell, Bob-'95 '96
Cavenor, Rector-'35
Cheers, Arthur-'93
Chia-Kur, Yima-'08 '09
Childs, Ralph-'58 '59
Chapple, Gerald-'55 '56 '57
Clark, Bryce-'12
Clements, G.W.-'37 '38 '39
Clifton, Jeff-'93 '94
Clifton, Julian-'94
Cole, Corey-'91 '92
Cole, Vernall-'92 '93 '94 '95
Collins, Bobby-'87 '88 '89 '90
Cook, Jay-'92 '93 '94
Cooper, Reginald-'33
Cooper, Todd-'81 '82 '84
Covington, Bud-'32
Cox, Homer-'31
Crane, Gary-'65 '66 '67 '68
Crawford, Ivan-'53
Crist, Bill-'42
Crone, Ernie-'50 '51
Cutts, Willie-'85

— D —

Darrett, Ron-'95 '96
Davis, Claude-'01
Davis, Wendell-'34 '35 '36
Denbow, Doyle-'56
Denson, DeShawn-'99 '00
Dickerson, Rakeem-'12 '13
Dickey, John-'47 '48
Dickhaut, Richard-'73
Dickson, John-'64 '65 '66 '67
Diggs, Ralph-'39
Dillard, Chris-'89 '90
Ditzler, Don-'41
Doane, Keith-'48
Dodson, Daryl-'82 '83
Downs, Bob-'32 '37 '38
Downs, Kelvin-'13
Dungan, Mike-'63 '64

— E —

Eddie, Patrick-'88
Elliott, Tom-'36
Ellis, Jimmy-'76 '77
Ezell, Jermaine-'97 '98 '99

— F —

Farmer, Ashton-'07 '08
Farr, Terry-'83
Fick, Aaron-'97
Finn, Trey-'10 '11 '12 '13
Fisher, Dub-'39 '41 '42
Fiscus, Jack-'39
Fletcher, Chico-'97 '98 '99 '00
Foley, Mayo-'49
Ford, Joe-'56

Freezor, Tommy-'36
Fretz, Glenn-'58 '59 '60

— G —

Gant, Kewain-'07 '08
Garner, Matt-'80 '81 '82
Gatlin, Bill-'54 '55 '56
Gatling, John-'59 '60 '61
Gilliam, Ray-'51 '54 '55
Glasgow, Earl-'42
Glenn, Wayne-'52
Golden, Cameron-'13
Gordon, Reggie-'84 '85 '86 '87
Goshien, Brad-'85 '86 '87
Gray, Keith-'90 '91
Griffin, Dave-'39
Grimes, Jason-'94
Griswold, Darion-'12
Gross, Bobby-'89 '90 '91

— H —

Hall, Tyrone-'91 '92
Hampton, Lorenzo-'04 '05 '06
Handy, Larry-'08 '09
Hansen, Jay-'81 '82 '83 '84
Harbison, Jay-'73 '74
Hardin, Ken-'71 '72
Harper, Bill-'41
Hasper, Tommy-'85
Harrell, Curtis-'83
Harris, Dwayne-'84
Harris, Garland-'30
Harris, Jesse-'79 '80
Hart, DeWayne-'01
Harvey, Antonio-'96 '97 '98 '99
Hays, Jack-'64 '65
Haywood, Shelvy-'69 '70
Henderson, Dan-'74 '75 '76 '77
Henderson, Korrel-'06
Hendrickson, Bob-'38
Hendrix, Bill-'30 '31 '32
Hicks, Bobby-'54 '55 '56
Hicks, Freddy-'96 '97 '98 '99
Higgins, Junior-'65 '66
Hines, Jimmy-'32 '33
Hoffman, Ed-'38 '39
Hoffman, Paul-'42
Holland, Gary-'62 '63
Holloway, Jeff-'98 '99
Holman, Jake-'51 '52
Holman, Randy-'71
Hooten, Marcus-'12 '13
Horner, Charles-'52
Horrell, Scott-'82 '83 '84
Horton, Ed-'37
Horton, J.L.-'49
Hudgins, Jerry-'62 '63 '64
Hughey, Frank-'27 '28
Hughey, Robert-'37
Hunt, Kevin-'97
Hunter, Dan-'50
Hunter, Roy-'53 '54
Hutson, Al-'48 '49
Hutson, Dale-'47
Hutson, Don-'47

— J —

Jackson, Darrel-'07
James, Kyle-'88 '89
James, Victor-'75 '76
Jarret, Jackie-'52 '53 '54
Jarrett, Marvin-'78 '79 '80
Jefferson, Jerome-'79 '80 '81
Jemerson, Stan-'74 '75
Jennings, Jason-'01 '02
Jones, Bill-'39
Jones, Billy-'59 '60 '61
Jones, Jim-'06 '07
Johnson, Ben-'70 '71
Johnson, Kenny-'81 '82
Johnson, Rhon-'87 '88
Joplin, Larry-'65 '66
Jumper, Gerald-'47
Juricic, Rich-'51 '52

— K —

Keaton, P.J.-'08 '09
Keller, Craig-'78
Keller, Donald-'39
Keller, Dorse-'38 '39 '40
Keller, Harold-'30 '31 '32 '33
Kellelt, Orville-'37
Kenley, Jackie-'59 '60 '61
Kiehne, Mark-'96 '97
Kimbrough, Henry-'95 '96
King, Jackie-'53 '54 '55
King, Jerry-'59 '60
King, Tyler-'05 '06
King-Holland, André-'04 '05
Kirk, Ken-'39
Kirkland, Malcolm-'11 '12
Knight, Kenneth-'56 '57 '58
Koggu, Ifeanyi-'08 '09
Koldus, John-'50
Kuczek, Ted-'53 '54

— L —

Lamb, Gordon-'29 '30
Lamb, Nolan-'31 '32 '35
Lance, Mike-'08 '09 '10
Langley, James-'34 '35 '36
Leffall, James-'77
Lenear, Lucious-'02 '04
Lewis, David-'84 '85 '86 '87
Little, Theo-'04 '05 '06 '07
London, Paris-'03
Louden, Ed-'88 '89
Love, Charles-'35

— M —

Major, Jerry-'94
Markovich, Dave-'64 '65
Marsh, Micah-'95 '96 '97 '98
Martin, Charles-'42
Mason, Paul-'47 '48 '49
Matlock, John-'57 '58 '59
Matthews, James-'38
Mayberry, Barry-'89 '90
Mayes, Elmer-'40 '41
McAfee, Ron-'68
McAllister, Ellsworth-'35

ARKANSAS STATE





ALL-TIME LETTERWINNERS

ARKANSAS STATE

McCammon, Toby-'79 '80
 McCray, Dewayne-'90 '91
 McDaniel, Hosea-'30 '31 '32 '34
 McDonal, Fred-'27 '28 '29
 McFarland, Burnis-'89 '90
 McGough, John-'75 '76
 McHargue, Forrest-'52
 McKay, John-'69 '70 '71
 McKellar, Philip-'90 '91
 McKinney, Eric-'09
 McNece, Curtis-'50 '52
 McNece, Richard-'53 '54 '55
 McNeill, Stan-'77
 Meacham, Harris-'38
 Meads, Jason-'01
 Mears, Cody-'99
 Meier, Hank-'49
 Melvin, Henry-'47
 Meztler, Henry-'39 '40
 Miller, Maurice-'48 '49 '50
 Mitchell, John-'50
 Mitchell, Ron-'56 '57
 Mock, Vernon-'30
 Montgomery, J.J.-'04 '05
 Moore, Chris-'03 '04
 Moore, Milburn-'58
 Moore, Warren-'60 '61 '62
 Morgan, Shawn-'07 '08 '09
 Morgan, Woodrow-'31 '32
 Morrison, Eddie-'68
 Moseley, Baker-'86 '87
 Mullen, Von-'33
 Mueller, Jim-'67
 Murdock, Marchie-'85
 Myles, Anthony-'79 '80 '81
 Myles, Jabari-'95 '96 '97 '98

— ■ —

Nicholas, Damon-'95 '96
 Nichols, Jerry-'05 '06
 Noreuil, Oscar-'50 '51 '52
 Norman, Tim-'85 '86
 Norris, Newt-'35 '36 '37
 Nutt, Logan-'08

— ● —

Ogbonnaya-Branch, K-'11 '12
 O'Neil, Lewis-'52
 Osment, Eugene-'41
 Osment, John-'40 '41
 Owens, Hollis-'74 '76

— ■ —

Parker, Bob-'56 '57 '58
 Parkinson, Joe-'49
 Pearce, Lloyd-'35
 Pearson, Joe-'97
 Penix, Nate-'28 '29
 Penn, Tom-'41 '42
 Penosky, Mickey-'84 '85
 Pepper, C.J.-'99 '00
 Percy, Ron-'77 '78
 Perkins, Edgar-'96
 Persful, Harold-'65 '66 '67 '68
 Person, David-'85

Peterson, Brandon-'10 '11 '12 '13
 Philpot, Mike-'92
 Pickens, Dick-'59
 Pickens, John-'42
Pierre, Josh-'13
 Pigram, James-'98
 Priest, Mark-'83 '84
 Procter, Franklin-'53 '54 '56
 Pruett, Allan-'70 '71
 Pruitt, Matt-'01
 Pryor, Shap-'50

— ■ —

Rambo, Antonio-'03 '04
 Rankin, Quentin-'29 '30
 Rapert, Willis-'52 '53 '54
 Rashiduddin, Chano-'11
 Rathert, Keith-'78
 Ray, Walt-'56
 Raymond, Francis-'38
 Reaves, Brian-'90 '91 '92 '93
 Reed, Brandon-'10
 Reed, Jonathan-'02
 Renn, David-'66 '67 '68
 Riggs, Don-'57 '58
 Rivas, Luis-'99 '00
 Rivers, Nick-'01 '02
 Robertson, Maurice-'78 '79 '80
 Robinson, D.-'28
 Robinson, Frankie-'77
 Rollins, Devin-'95
 Rook, Jerry-'62 '63 '64 '65
 Rorex, Cliff-'38 '39 '40
 Rose, Ronnie-'72
 Rosser, Jamie-'00 '01
 Rowland, Schuler-'72 '73 '75
 Ryerson, Sonny-'56

— ■ —

Sailes, Mike-'80 '81 '82
 Sanderson, Marvin-'29
 Saulsberry, Terrance-'02
 Saunches, Ray-'48 '49
 Saunders, Yaki-'94 '95
 Scaife, Don-'73 '74 '75
 Schell, Allen-'52
 Schmitt, Hal-'77 '78
 Schueck, Patrick-'93 '95
 Scifres, Harold-'66 '67
 Scott, Bobby-'50 '51
 Scott, Joe-'52 '53 '54
 Scott, Lloyd-'47
 Scott, Ray-'49 '51 '52
 Settlemyre, Dell-'40 '41 '42
 Settlemyre, Paul-'39 '40 '41
 Sexton, Daniel-'97 '98
 Shannon, John-'36
 Shannon, Leister-'37
 Shatley, Don-'61 '62
 Shelley, Larry-'78 '79
 Shepherd, Fred-'90 '91 '92 '93
 Shock, John-'60
 Sliimer, Lynn-'57 '58 '59
 Smalling, Bob-'68
 Smallwood, Max-'52

Smith, Alan-'85 '86 '87
 Smith, Tommy-'70 '71 '72 '73
 Smith-Lee, Robert-'92 '93
 Snyder, Allen-'28
 Sokolewicz, Josh-'00 '01 '03
 Sokolov, Evgueni-'02 '03 '04 '05
 Spears, Dallas-'93
 Speck, Leslie-'33 '34 '35
 Spencer, Dewarick-'04 '05
 Spikes, Cloyd-'30
 Sprinkle, Gary-'56
 Spurlock, Murphy-'53 '54 '55
 Starr, Claude-'32 '33
 Stavitzke, Joe-'96
 Stinnett, Jimmy-'56
 Stacy, Latham-'37
 Sterenberg, Adam-'10 '11 '12
 Stevens, Marvin-'84 '85
 Stevens, Perry-'51 '52 '53
 Stevens, Ray-'27 '29
 Stewart, Norman-'99
 Strow, Bob-'36
 Strow, Tom-'35 '36
 Sullivan, Dan-'71 '72
 Sullivan, Milton-'67

— ■ —

Tadich, Jim-'50
 Tapley, Tommy-'76 '77 '78
 Tate, John-'86 '87 '88 '89
 Taylor, Artie-'93
 Taylor, Troy-'82 '83 '84
 Thomas, Jeremy-'08 '09 '10 '11
 Thomas, Rudy-'27 '28
 Thomason, Leroy-'52
 Thompson, Tevoris-'03 '04
 Thornton, Coburn-'30 '31 '32 '33
 Tilley, Willard-'40
 Tipler, Dereke-'05 '06
 Tipton, Charlie-'75
 Todd, Mike-'85 '86
 Tomlinson, Joe-'65 '66
Townsel, Ed-'11 '12 '13
 Tracy, Terry-'97
 Treadwell, Larry-'65 '66
 Trice, Ken-'88
 Tucker, Earl-'41
 Turlais, Paul-'91 '92 '93 '94
 Tyson, Mo-'82 '83

— ■ —

Vance, Kunkel-'37
 Velander, Dave-'67 '68 '69
 Vickers, Norman-'56 '57 '58

— ■ —

Waddell, Harold-'47 '48 '49
 Wagner, Wes-'98
 Waleszonja, Tom-'69 '70
 Walker, Bebop-'96 '97
 Ward, Bobby-'57 '58 '59
 Ward, Gaylon-'60 '61 '62
 Ward, Jimmy-'53 '54 '55
 Ward, Norman-'57
 Ward, Walter-'37 '38

Washington, Kendrick-'13
 Watkins, Bill-'47
 Watson, Bobby-'47
 Watson, Eric-'81
 Weaver, Carroll-'30
 Weaver, Jack-'30 '31
 Weaver, Jordan-'13
 Weaver, Kolin-'00 '01
 Webber, Lonnie-'72 '73 '74
 Wedel, Ryan-'07 '08
 Wehrum, Gary-'92
 Wells, Ervin-'50
 Wells, Isaac-'05 '06 '07
 Wells, Orville-'36
 Wheatley, Don-'41 '42 '47
 White, Jerry-'73
 Wiechman, Bill-'76 '77
 Wiedower, Steve-'86 '87
 Wilhelm, Bennie-'47 '48 '49
 Williams, Frenress-'95 '96 '97
 Williams, Geoff-'99 '00
 Williams, Greg-'88 '89 '90
 Williams, J.H.-'73 '74 '75
 Williams, Jacob-'37 '38
 Williams, Odie-'00 '01 '02 '03
 Winstead, Maurice-'47
 Wise, Mike-'69 '70
 Witherspoon, Kitus-'05 '06
 Woodworth, Dick-'55
Worsham, Raeford-'13

— ■ —

Yates, Ollie-'60 '61 '63
 Young, Byron-'94
 Young, Phil-'68 '69

— ■ —

Zuppardo, Johnny-'12

Active players listed in **bold**





CONVOCATION CENTER



ARKANSAS STATE

Convocation Center - Facts and Figures

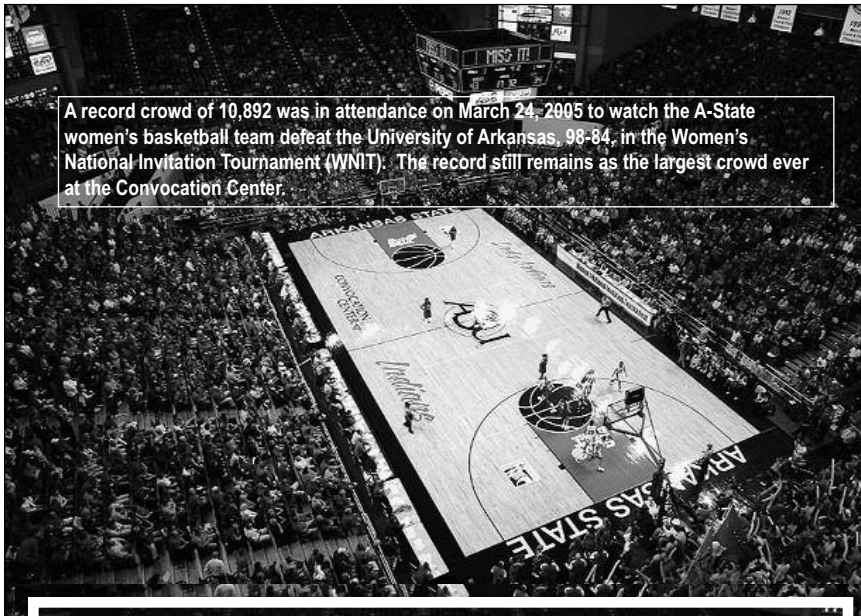
- A crowd of 10,892, the largest ever at the Convocation Center, watched the Red Wolves defeat the University of Arkansas 98-84 in the 2005 Women's National Invitation Tournament (WNIT).
- A-State owns a 236-89 record at the Convo which amounts to a .724 winning percentage.
- A-State has gone undefeated at the Convo on three occasions, in 1988-89 (14-0), 1990-91 (13-0) and 2010-11 (13-0).
- The Clopton Clinic Strength and Conditioning Room was unveiled in the summer of 2008, featuring new weights, lighting, floor and wall coverings and entrance doors.
- The A-State men's basketball program has amassed a 249-91 all-time record (.732 winning pct.) at the Convocation Center.
- Prior to the 2009-10 season, the men's basketball, women's basketball and women's volleyball locker rooms along with the film room were renovated.
- The basketball court was resurfaced and repainted prior to the 2008-09 season, featuring new Red Wolves logo and a large A-State logo at center court. The new Sun Belt Conference logos were painted in each lane the summer of 2013.
- A newly-integrated video display system was installed at the Convocation Center early October 2013. The display system, manufactured by Daktronics, consists of four identical LED video displays measuring 12 feet high by 26 feet wide mounted in each of the arena's four corners.
- Official opening was July 11, 1987, with National AAU 17-and-under boys basketball championships (first game: Team Acadiana of Louisiana 87, Arkansas Wings 68 ... first points: Joe Harvell, Arkansas Wings).
- The multi-purpose indoor arena seats 10,038 for basketball games and 11,704 for concerts.
- The Convocation Center facility was completed in 1987 and took three years at cost of \$19 million (\$15.3 million provided by the state).
- First public event: A-State Commencement ceremonies in May 1987.
- The first A-State women's contest held at the Convocation Center occurred versus Indiana State on Nov. 30, 1987. A-State 70, Indiana State 63 ... first points: A-State's Charlotte Fields (19:49 of first half).
- The first A-State men's game held at the Convocation Center was against Memphis State on Dec. 5, 1987. Memphis State 60, A-State 59 ... first points: Sylvester Gray of Memphis State (19:50 of first half) ... first A-State points: Bobby Collins (16:28 of first half).





CONVOCATION CENTER

A record crowd of 10,892 was in attendance on March 24, 2005 to watch the A-State women's basketball team defeat the University of Arkansas, 98-84, in the Women's National Invitation Tournament (WNIT). The record still remains as the largest crowd ever at the Convocation Center.



ARKANSAS STATE

**Sun Belt Conference West Division Champions
2010-11 & 2012-13**



RED WOLVES LOCKER ROOM



The Arkansas State University men's basketball program moved into a new home prior to the 2009-10 season as a result of a complete locker room renovation. The A-State men's basketball locker room expanded not only in size, but underwent comprehensive remodeling. Among the several highlights to the renovated A-State men's basketball locker room was an increased locker area featuring brand-new custom lockers. The individualized lockers include each men's basketball student-athlete's name and number. A player's lounge with Red Wolves logo embroidered leather couches and a wide-screen high definition television along with several computers for student-athlete use was also created.






RED WOLVES LOCKER ROOM



The Arkansas State University men's basketball locker room also features newly-re-modeled shower facilities and new custom marking boards for use by the Red Wolves' coaching staff. The walls are adorned with custom A-State graphics as well as new carpeting covering the floors with custom-made Red Wolves logo rugs.

ARKANSAS STATE



**Sun Belt Conference West Division Champions
2010-11 & 2012-13**



STRENGTH AND CONDITIONING



The main A-State strength and conditioning area features 70 work stations, flooring, flexibility area, power area, speed area, cardiovascular area, training equipment, Olympic weightlifting platforms, air and heating system and training security measures. The Convocation Center also includes the state-of-the-art Strength and Conditioning Room (pictured above) used by the A-State men's basketball team,

which was remodeled prior to the 2008-09 season. The upgrades included all new weights, new floor covering, wall covering, lighting and entrance doors. The project was completed at a cost of approximately \$150,000 with a large portion of the funding coming from a generous contribution from the Clopton Clinic of Jonesboro.





COMMUNITY INVOLVEMENT

Being a student-athlete at Arkansas State University is not only what you can accomplish on the court or in the classroom, but also what an individual does in making a contribution to society and giving back to the community.

A-State men's basketball team is an integral part of the community of Jonesboro and the surrounding areas in Northeast Arkansas. The Red Wolves' student-athletes and coaches are involved in a number of local school programs, area charities and many worthwhile projects.

The A-State men's basketball student-athletes visited the Arkansas Children's Hospital in Little Rock, Ark., the fall of 2012 and spent time with child patients who have severe health issues. The team's student-athlete, coaches, and staff annually participate in the Northeast Arkansas JDRF Walk to Cure Diabetes in downtown Jonesboro.

The Red Wolves have also been heavily involved in the annual "Senior Prom", sponsored by the Student-Athlete Advisory Committee (SAAC). Student-athletes have volunteered their time to interact with senior citizens. The Red Wolves have also held a charity car wash with the monies raised benefitting St. Jude's Children's Research Hospital.

One of the A-State men's basketball team's community service projects includes spending time reaching out to kids at the Success School in Jonesboro.

A-State head coach John Brady has been a featured speaker at a variety of functions on a regular basis, including at the Easter Seals and JDRF Walk to Cure Diabetes events.

The program also holds functions such as the preseason A-State Assist Club Cookout, which gives people in the community and the team a chance to interact and get to know one another.



ARKANSAS STATE

Sun Belt Conference West Division Champions
2010-11 & 2012-13




A-STATE BASKETBALL GAME DAY EXPERIENCE

Arkansas State men's basketball is all about having a good time on game day. There is something for everyone in and around the Convocation Center - tailgating, Howl's Pals activities, receptions, seeing old friends while making new ones, watching the antics of "Howl" - all leading up to the main event. The campus community at A-State and the state of Arkansas are excited about Red Wolves men's basketball. The big prize at the end of the season? A Sun Belt Conference Championship and trip to the NCAA Tournament.

ARKANSAS STATE



**STATE
GAME TIME!**





LANGFORD SPORTS MEDICINE CLINIC

Arkansas State University made a major step in achieving its goal of a total Performance Enhancement Complex as a result of a \$250,000 gift, which was presented by **Dr. Tim and Terri Langford** in September 2004.

The donation equaled the single largest donation ever given to the A-State Athletics program at the time. Longtime supporters **Boe and Myrna Adams** made an equal contribution to the Performance Enhancement Complex on March 4, 2004.


Because of the Langford's generous gift, the A-State Athletic Training Program has been enhanced considerably. The furnished and refurbished training room is now named the **Tim and Terri Langford Sports Medicine Center**.

In fact, Langford was recently named as one of the Sun Belt Conference's distinguished alumni during the league's 31 years. Langford was also inducted into A-State's Ring of Honor and was inducted into the A-State's Ring of Honor during the 2008 football season.

Langford, a urologist with Arkansas Urologists Associates in Little Rock, Ark., played quarterback at A-State from 1980-83 under former head coach Larry Lacewell. His wife, Terri, is a former physical therapist and received part of her physical therapy training at A-State.



ARKANSAS STATE



The A-State Sports Medicine Department operates five athletic training rooms on campus.

The Convocation Center is the home for all men's and women's basketball, women's volleyball, and indoor track competitions and practices. Located in the Convo is a 2,000-square foot athletic

training room which is fully equipped to provide all the necessary pre and post-practice treatment.

The Tim and Terri Langford Sports Medicine area has undergone recent changes and construction such as new tables, flooring, ceiling, paint and offices.

Sun Belt Conference West Division Champions
2010-11 & 2012-13



A COMMITMENT TO ACADEMICS

The Arkansas State University men's basketball program's commitment to academics is a significant one.

All of the necessary tools and resources for A-State student-athletes achieve academic success is provided. This includes academic tutoring and mentoring, learning skills assessments and strategies, course management assistance, degree program advisement and career development.


The Student-Athlete Academic Success Center at A-State, which is located in the Performance Enhancement Complex, serves as a resource center to assist student-athletes in various aspects of their academic, athletic and personal lives. The Student-Athlete Academic Success Center offers student-athletes several avenues to success through tutoring, career planning, mentoring and community service.

A number of services for A-State student-athletes to assist them in achieving academic success is offered, including the Academic Success Center which is open six days a week and features 30 individual study carrels along with five individual tutoring rooms. Tutoring, academic monitoring, and Life Skills seminars are also available.

The Student-Athlete Academic Success Center

has a highly-active tutoring program with the goal of providing each Red Wolves' student-athlete with the best possible assistance available. The tutorial program is designed to act as a supplement to the class itself and as a support to A-State student-athletes.

The purpose isn't intended to replace attending class or lecture. Tutoring is only truly effective when used



by an A-State student-athlete in combination with attending class, individual study, and preparation. Beyond the course-specific instruction, the tutors lead by example and demonstrate the necessary habits to student-athletes for them to be successful in their respective academic discipline.

The tutoring program is designed to help student-athletes develop those necessary skills in order to become independent learners and academically self-sufficient.

A-STATE GRADUATES UNDER COACH BRADY

▶ Ifeanyi Koggu	2009	▶ Rashad Allison	2011
▶ Larry Handy	2009	▶ Jeremy Thomas	2011
▶ Mike Lance	2009	▶ Malcolm Kirkland	2012
▶ JeJuan Brown	2010	▶ Trey Finn	2012
▶ DeRay Boone	2010	▶ Brandon Peterson	2013
		▶ Marcus Hooten	2013





ARKANSAS STATE MEN'S BASKETBALL



➤ GREAT FAN SUPPORT

- For the 2012-13 season, an average of nearly 3,500 fans attended A-State's 15 regular-season home contests
- 50,954 spectators were in attendance for the 2012-13 campaign, the most in the past seven seasons.
- A-State is averaging almost 47,000 fans per season since 2008-09 and over 3,200 spectators a game during the past five years.

➤ HOME COURT ADVANTAGE

Playing in the Convocation Center has proven to be a definitive home-court advantage for the Red Wolves.

- Top 55 program at home in the last three seasons (out of 350 NCAA DI men's basketball teams)
- Top 70 program at home for the 2012-13 season
- Top 100 program at home in last five seasons under A-State head coach **John Brady**
- 36-7 combined record last three seasons – (2010-11, 2011-12 and 2012-13) for 84 percent winning percentage
- 15 seasons with double-digit victory totals, including six with at

least 12 wins in a campaign

- Three undefeated seasons (14-0 in 1988-89, 13-0 in 1990-91, and 13-0 in 2010-11) in the Convocation Center's 26-year history
- A 33-11 combined record against conference competition since 2008-09, which was A-State head coach **John Brady's** first season.
- Double-digit single-season wins in each of last four seasons (2009-10, 2010-11, 2011-12 and 2012-13)



ARKANSAS STATE



All A-State men's basketball games, home and away, are broadcast on the East Arkansas Broadcasters (EAB) Sports Radio Network in addition to on the internet through the Red Wolves' official website at AStateRedWolves.com. **Matt Stolz**, "The Voice of A-State Men's Basketball" hosts a weekly coaches show on Tuesdays with A-State head coach **John Brady**.

A-State's web page allows media and fans all around the country to follow Red Wolves' Athletics. Updated on a daily basis, the website provides radio broadcasts of games, information on the team and features on student-athletes.

A-State also has the capabilities to feed highlights to television stations around the country.

The *Jonesboro Sun*, featuring beat writer **Matt Roberson** and editor **Kevin Turbeville**, provides in-depth print coverage of the program.

KAIT-TV with **Chris Hudgison** and **Blake Guinn**, serves the Northeast Arkansas broadcast area and covers the A-State men's basketball on a frequent basis with interviews and game highlights.

A select number of games are also aired on ESPN, the Sun Belt Network, Cox Sports Television (CST), and Comcast/Charter Sports Southeast (CSS).



Matt Stolz is in his ninth season as the "Voice of the Red Wolves."

In addition to providing statewide play-by-play on the EAB/Red Wolves Sports Network, Stolz is also an on-air personality on the flagship home of the Red Wolves – 107.9 KFJN.

Since 2005, the radio veteran

has provided play-by-play for Arkansas State football, men's basketball and baseball. Stolz is also host of the weekly radio show, "Live at the Brickhouse with John Brady", which airs on select EAB/Red Wolves Sports Network affiliates beginning each January.

**Sun Belt Conference West Division Champions
2010-11 & 2012-13**



SUN BELT CONFERENCE

Formed in 1976 the Sun Belt Conference quickly rose to the greatest heights of collegiate athletics and the league continues to find itself at the pinnacle of competition as a member of the 10-league alliance of the Bowl Championship Series and soon-to-be College Football Playoff.

Because of its status as a member of the Football Bowl Subdivision, the Sun Belt Conference has a permanent seat on the



NCAA's 18-member Board of Directors. As a result, the conference has a crucial voice on some of the most pressing issues in college athletics and will always have a role in the implementation of any future NCAA legislation and guidelines.

The conference continues to utilize television to grow and promote the league and its member institutions. The Sun Belt Conference signed a new multi-year agreement with ESPN, Inc. in 2012 that results in unprecedented national coverage for the league. Fans of the Sun Belt Conference can look forward to seeing more Sun Belt teams playing on national television on ESPN and ESPN2 and additionally the ESPN deal will result in more coverage on ESPN. ESPN will continue to televise the conference's men's basketball championship game for the 32nd straight season in 2013, marking its longest affiliation with any conference in the country.

The conference's regional television partnership with Comcast/Charter Sports Southeast (CSS) and Cox Sports Television (CST) enables live telecasts of Sun Belt events to reach millions of households. The addition of volleyball, baseball and softball to the conference's television package has resulted in more national and regional television exposure for the league than at any time in its history.

Success has been easy to find in recent years as well.

Over the last five years the Sun Belt Conference ranks sixth out of the 11 FBS conferences in postseason bowl game winning percentage. In fact, the Sun Belt Conference ranks ahead of noted "BCS AQ" leagues – the ACC, Pac-12 and the Big Ten.

The Sun Belt Conference maintains tie-ins with the GoDaddy Bowl and the R+L Carriers New Orleans Bowl. A team from the Sun Belt Conference has played in the R+L Carriers New Orleans Bowl since its inception in 2001. The SBC has won four consecutive R+L Carriers New Orleans Bowl games and six out of the last seven. The GoDaddy bowl, meanwhile, has a four-year agreement in place with the Sun Belt Conference and Mid-American Conference to provide teams for the game.

Sun Belt student-athletes have a history of performing well in the class room as well. With sights set on raised benchmarks, 96.2% of teams that will make up the 2013-

14 Sun Belt Conference are performing above the future Academic Progress Rate (APR) standard of 930 as the NCAA released its latest figures in June. Beginning with 2012-13 NCAA Championships, teams must earn a minimum 900 four-year APR or a 930 average over the most recent two years to be eligible to participate. For 2014-15 championships, teams must earn a 930 four-year average APR or a 940 average over the most recent two years to participate in championships. In 2015-16 and beyond, teams must earn a four-year APR of 930 to compete in championships. 153 of 159 Sun Belt teams are currently performing above the 930 benchmark.

Prominent Sun Belt alumni include Lyndon B. Johnson, former President of the United States (Texas State), former All-Star baseball player Luis Gonzalez (South Alabama), former member of the United States Senate and House of Representatives John Breaux (Louisiana-Lafayette), country music superstar Tim McGraw (Louisiana-Monroe), CEO of Duck Commander and Buck Commander Willie Robertson (Louisiana-Monroe) and DeMarcus Ware, an All-Pro NFL linebacker (Troy).

The Sun Belt Conference has eight football members for 2013-14 – Arkansas State, Georgia State, Louisiana-Lafayette, Louisiana-Monroe, South Alabama, Texas State, Troy and Western Kentucky University, while UALR and UT Arlington compete as non-football members. Come the 2014 season, the Sun Belt will have four new members in the league as Appalachian State and Georgia Southern will join as all-sports members and Idaho and New Mexico State will join as football playing members.

1500 Sugar Bowl Drive
New Orleans, Louisiana 70112

OFFICE: (504) 299-9066

ADMINISTRATIVE FAX: (504) 299-9067

CHAMPIONSHIPS/MEDIA FAX: (504) 299-9068

WEBSITE: www.sunbeltsports.org

COMMISSIONER: Karl Benson
SENIOR ASSOCIATE COMMISSIONER/CHIEF OPERATING OFFICER:

Dr. Kathy Keene, Ph.D.

ASSOCIATE COMMISSIONER/

COMMUNICATIONS & BRAND STRATEGY:

John McElwain

ASSISTANT COMMISSIONER/

DIRECTOR OF ELECTRONIC MEDIA:

Travis Llewellyn

ASSISTANT DIRECTOR OF COMMUNICATIONS:

Keith Nunez

COMMUNICATIONS ASSISTANT:

Randy Lieberman

CHAMPIONSHIPS COORDINATOR:

Alexandria Price

COORDINATOR OF MEN'S BASKETBALL OFFICIALS:

Mike Wood

ARKANSAS STATE





SUN BELT CONFERENCE



Karl Benson
Commissioner



ARKANSAS STATE


SUN BELT™
 CONFERENCE

2014 MEN'S BASKETBALL CHAMPIONSHIP
MARCH 13-16 - LAKEFRONT ARENA - NEW ORLEANS

Opening Round Thursday, March 13 **Quarterfinals** Friday, March 14 **Semifinals** Saturday, March 15 **Championship** Sunday, March 16



All times Central (CT) and subject to change

Sun Belt Conference West Division Champions
2010-11 & 2012-13



ATHLETIC FACILITIES

Arkansas State University's Athletics programs compete in top-of-the line facilities.

Liberty Bank Stadium, which opened in 1974, has evolved into a beautiful stadium with a 30,406 seating capacity. That includes a cluster of exclusive suites in the south end zone atop the football office complex. A million dollar video/scoreboard is one of the focal points in the stadium.

The 192,000 square-foot Convocation Center is a multi-purpose facility which serves as home to the A-State basketball, volleyball and indoor track & field teams.

Coaches and student-athletes moved into a new \$2.7 million track and field complex in spring 2004. The complex features an eight-lane 400-meter track and can be set up for two NCAA venues. Three local country clubs graciously allow the A-State's men's and women's golf programs to utilize their facilities for practice and competition.

J.A. "Ike" Tomlinson Stadium-Kell Field serves as home to Red Wolves baseball. Built in 1993, the stadium received complete lighting in 1996 and 206 field level seats were added in 2008 and a new scoreboard installed in 2011. A-State's newest women's program, bowling, competes in the Jonesboro Bowling Center.



Liberty Bank Stadium — Home of A-State Football



Track & Field Complex



Convocation Center



RidgePointe Country Club



A-State Tennis Courts



Tomlinson Stadium and Kell Field



Sage Meadows Golf Club




A-State Soccer Complex





ARKANSAS STATE UNIVERSITY



ARKANSAS STATE

Arkansas State University is a comprehensive, multiple-purpose regional university offering top-quality academic programs ranging from the associate degree to the doctorate. The Jonesboro campus has 487 full-time instructional faculty members, more than 13,800 students from 47 states and 59 countries, and more than 70,000 alumni.

The institution developed from one of four state agricultural schools established in 1909. It opened as a vocational high school in 1910 and was reorganized as a junior college in 1918. The legislature approved a name change to State Agricultural and Mechanical College in 1925, and a four-year degree program was initiated in 1930. The name became Arkansas State College in 1933, and in 1967 the legislature elevated the school to university status. Since 1967, the university has become an institution with a mission to educate leaders, enhance intellectual growth and enrich lives.

Arkansas State offers 45 degrees and advanced certificates in 158 undergraduate and graduate fields of study through 10 academic colleges, the Honors College, and the Department of Military Science. This includes 18 different master's degrees in 53 areas, along with several pre-professional programs. The university also offers two specialist degrees in four fields, and three doctoral degrees in six fields, which includes educational leadership, environmental science, heritage studies, molecular biosciences and physical therapy.

The university is the state's leading provider of nursing graduates, early childhood educators and agriculture business graduates. Arkansas State offers top-ranked, nationally accredited programs in journalism, radio-television and speech communication. Degree programs in nursing and health professions are nationally accredited, and clinical affiliations

with more than 500 healthcare facilities provide outstanding practical experience. The university also offers management education including international business, technology, entrepreneurship and economic development.

The Red Wolves compete in NCAA Division I athletics with a combined 16 men's and women's sports in the Sun Belt Conference. Men's sports include baseball, basketball, cross country, football, golf, indoor track, and outdoor track. Women's sports include basketball, bowling, cross country, golf, indoor track, outdoor track, soccer, tennis, and volleyball.

As a student-focused campus, ASU involves students in the affairs of the university. Students are included in the executive committees, budgeting and planning processes, advisory committees, and shared governance. ASU students serve as ambassadors for the university by participating in recruiting and alumni events, and by helping host academic, business, political and social leaders who visit campus.

Jonesboro, a vibrant, fast-growing metro area, is located halfway between the lower Mississippi Delta region, one of the fertile agricultural and cultural areas in the world, and the Ozark Mountains, equally rich in American folklore and tradition. Arkansas State boasts 145 buildings and occupies an area of 1,376 acres on the slopes of Crowley's Ridge.

In addition to the Jonesboro campus, the ASU System serves more than 22,000 students with additional campuses at Beebe, Newport, Mountain Home, Marked Tree, Heber Springs and Searcy. An ASU site at Paragould provides general education credit courses to help students complete degrees at ASU-Jonesboro.

Arkansas State also offers bachelor's degree programs and upper-level courses at ASU-Beebe and ASU-Mountain Home, and through ASU degree centers in Blytheville, Forrest City and West Memphis, where partnership agreements have been established in cooperation with the community colleges in those cities.

**Sun Belt Conference West Division Champions
2010-11 & 2012-13**



CHARLES F. LUTER FAMILY ACADEMIC SUCCESS CENTER



The Arkansas State University Athletics Department announced the largest single donation in its history at the time with a \$400,000 gift from **Charles Luter** to enhance the athletic academic facility during a press conference at the newly named Charles F. Luter Family Academic Success Center in September of 2008.

The Charles F. Luter Family Academic Success Center serves as a foundation for structure, discipline and organization for the education of all A-State student-athletes. The facility, coupled with innovative programs and equipment, currently houses the academic support staff, tutors, computer labs, a resource room, study areas, tutorial rooms, small group study centers, a large conference room, the compliance office and spring sports coaching offices.

The athletics department came back on May 20, 1011 to hold a ribbon-cutting ceremony an open house reception to showcase some of the renovations which have occurred since the donation was made.

Among the most recent and noticeable modifications to the Charles Luter Family Academic Success Center is a new foyer housed in a brick and rock exterior that, along with new landscaping, gives the entrance to the building a modern look and creates a stronger image. The actual foyer has a large Red Wolves logo embedded in a terrazzo flooring which greets visitors as they enter the building. A receptionist office now also connects to the lobby area, which holds all-new furniture and a plaque recognizing Charles and his wife, Kay.


A restructuring of the academic resource center, now known as Dawson's Den, has occurred which includes a wall-wrap celebrating academic success that is clearly visible for student-athletes working in the computer lab. Additionally, tutorial rooms and computer-work stations have been upgraded in this area, which also displays pictures of the most recent A-State graduates. The names of the latest members of the Athletic Director's Honor Roll are also showcased in Dawson's Den. The area is named after Scott and Kay Dawson, longtime supporters of Red Wolves Athletics.

Team photos are on display along the walls of the building along with plaques displaying the all-time winners of the Terry Gwin and Scott and Kay Dawson Ambassador Awards, two of the highest honors A-State student-athletes can receive.

Additional renovations are still scheduled, including a "Wall of Honor" which will recognize special student-athletes who attended Arkansas State University and excelled in their business, their profession, their career, or their community.

U.S. News and World Report Ranks A-State No. 24 Among Top Public Higher Education Institutions in The South

ARKANSAS STATE





UNIVERSITY ADMINISTRATION

UNIVERSITY VICE CHANCELLORS



Dr. Lynita Cooksey
Vice Chancellor for
Academic Affairs
and Provost



Dr. Rick Stripling
Vice Chancellor
Student Affairs



Dr. Len Frey
Vice Chancellor
Finance &
Administration



Dr. Jason Penry
Vice Chancellor
University Advancement

BOARD OF TRUSTEES



**Mike
Gibson**
Osceola
Chair



**Dan
Pierce**
Jonesboro
Vice Chair



**Charles
Luter**
Paragould
Secretary



**Howard L.
Slinkard**
Rogers



**Ron
Rhodes**
Cherokee Village



Dr. Charles L. Welch
University System
President



INTERCOLLEGIATE ATHLETICS COMMITTEE



Nonie Wiggins
IAC Chair

The Intercollegiate Athletics Committee was formed in the spring of 1997.

The Intercollegiate Athletics Committee reviews and makes recommendations on issues involving the welfare of student-athletes, the role of athletics in campus life, and the athletics program's compliance with the university, conference, and NCAA regulations; serves as a search advisory committee for key athletics program personnel; reviews the role of existing and potential sports programs; and reviews the athletics budget. The committee reports to the Chancellor.

Membership consists of four students appointed annually by the Student Government Association (one should be a student-athlete); four faculty appointed by the Faculty Senate (staggered two-year terms); one Faculty Athletic Representative appointed by the Chancellor (two-year term); one executive staff member appointed by the Chancellor (two-year term); the Dean of University College; two staff members appointed by the Staff Senate (staggered two-year terms); Student Government Association and Student Activities Board presidents; and representatives from the following external organizations: Alumni Association, Red Wolves Foundation, Letterman's Club, and the Jonesboro Regional Chamber of Commerce ASU Committee. The Director of Intercollegiate Athletics and the Senior Woman Athletic Administrator serve as ex-officio, nonvoting members. The chancellor appoints a chair at the beginning of each academic year.

ARKANSAS STATE



DR. TIM HUDSON – CHANCELLOR



Dr. Tim Hudson
Chancellor

Dr. Tim Hudson became the second chancellor of Arkansas State University in Jonesboro on May 1, 2012. He was appointed by Dr. Charles W. Welch, president of the Arkansas State University System, following a national search process.

Prior to his appointment at Arkansas State University, Dr. Hudson was the vice chancellor of the Texas Tech University System after serving as special assistant to the chancellor for International Programs and Initiatives at the University of Houston System. He was president of the University of Houston–Victoria from 2004-10

following a two-decade career as a professor of economic development, program director, founding dean of the College of International and Continuing Education, and provost at the University of Southern Mississippi. Earlier in his professional career, Dr. Hudson was an analyst for the Bureau of Intelligence and Research in the U.S. Department of State.

At Arkansas State University, Dr. Hudson leads the campus executive team as the institution strives for progressive excellence in academics, research, fiscal management and student life.

Hudson earned a Bachelor of Arts degree in history and Latin American studies before obtaining his Master of Arts in geography from the University of Southern Mississippi. He earned his

PhD in geography is from Clark University in Worcester, Mass. Dr. Hudson has not only written numerous scholarly works for national and international publications, but recently co-authored a book which focuses on multinational corporation subsidiaries in China (Chandos, Cambridge).

During his tenure as president of the University of Houston–Victoria (UHV), the campus experienced tremendous growth and development. The institution doubled its enrollment and the number of full-time faculty while exceeding external fundraising goals for five consecutive years. UHV founded a new school of nursing and health professions, which earned full national accreditation on its initial petition and achieved AACSB International accreditation to go along with ranking first in Texas on the student satisfaction portion of the 2010 National Survey of Student Engagement.

Hudson is the recipient of two Fulbright Fellowships (Germany and Mexico), and an ITT International Fellowship to study in Colombia, South America. He also has developed and led more than 30 programs for U.S. students to study abroad and was awarded an honorary doctorate by London Guildhall University for his contributions to global literacy.

Hudson is married to Dr. Deidra “Dee Dee” Ransburgh Hudson, who holds a Master of Science in speech pathology from the University of Tennessee and a PhD degree in educational leadership from the University of Southern Mississippi.

The Hudsons and their children, Gianna Grace, 15, and twins Daisy and Nathaniel, 11, reside in the ASU Chancellor’s residence located on Nettleton Avenue in Jonesboro.





TERRY MOHAJIR – ATHLETICS DIRECTOR

Terry Mohajir, a 20-year veteran leader in collegiate athletics with a diverse background as an administrator, coach, student-athlete and city government participant, was named A-State's 11th Director of Athletics on Sept. 19, 2012.

An Arkansas State University alumnus, Mohajir's career path went through three other NCAA Division I institutions, including the University of Missouri-Kansas City, Florida Atlantic and Kansas, before leading him back to his alma mater.

"I'm thrilled and honored to serve as the Director of

Athletics at Arkansas State University," said Mohajir. "I'm very eager to join the university leadership and help take advantage of the amazing momentum that has been created. As an alumnus, and former student-athlete, I'm excited to have the opportunity to guide this athletics department toward making a national impact as part of this emerging university."

Mohajir's wealth of experience, history of success working with a university in A-State's current conference and his noted accomplishments at a BCS automatic qualifying school made him a clear choice to take over the reins at Arkansas State.

"Over the past month I had the pleasure of meeting and talking to a number of highly qualified individuals from California to the Carolinas who were either interested in becoming the Athletic Director at A-State or were recommending someone for the job -- a clear indication that we are on the radar screen nationally," said Hudson. "During that time as we filtered through the input, it became clear that in Terry we had a unique opportunity to bring back a committed alum with the vision, energy, experience and persona to lead Red Wolves athletics during this exciting era."

Mohajir has gained national respect in collegiate athletics while working with some of the finest administrators and coaches in the country, such as former FAU, Louisville, Miami and Oklahoma head football coach Howard Schnellenberger. "Arkansas State University is very lucky to get a talented and creative administrator in Terry Mohajir," said Schnellenberger. "I thoroughly enjoyed working with him. I know he will help take Arkansas State to the next level. I wish him and the program all my best."

The Overland Park, Kansas native has been involved with major fundraising campaigns at multiple universities, while also overseeing corporate sales, marketing promotions and ticket sales. He most recently served the last 13 months as Kansas' Senior Associate Director of Athletics and Chief Marketing Officer. Prior to his time with the Jayhawks, he spent a seven-year stint as Florida Atlantic's Senior Associate Director of Athletics for External Relations from 2004-11 after working at UMKC from



Terry Mohajir
Athletics Director

1997-2004 as its Assistant Director of Athletics for External Relations.

"I am extremely excited about Terry Mohajir leading our athletics department into the future," said A-State System President Dr. Chuck Welch. "While we had a significant number of highly qualified and experienced candidates who expressed interest in the position, Terry stood out because of his energy, enthusiasm, presence, and passion for growing our programs. The fact that he has experience in the Big 12 Conference, as well as the Sun Belt Conference, provides Terry with a very diverse background perfectly suited for our situation."

When asked why he was interested he simply said, "This is my alma mater, and this is the perfect time to do special things at A-State." Terry is the perfect fit at the right time. I have never been more excited about our future."

Mohajir worked at Kansas in a variety of capacities during two different stints, but his latest stop in Lawrence saw him assume responsibility for the Williams Education Fund that totaled over \$22 million in revenue for the fiscal year 2012. He supervised the athletics department's areas that generated over \$40 million in revenue. In addition, Mohajir oversaw Kansas' multimedia rights partnership for IMG. His most recent role was heavily focused on the market strategies for the proposed football stadium renovations.

Mohajir went to Kansas from his position at Florida Atlantic, where he oversaw development, marketing, ticket sales, corporate sales and the media relations department. Foremost among his responsibilities was a fundraising campaign for a \$70 million on-campus football stadium. His astute project management helped the Owls' football program reach the 2007 New Orleans Bowl in just its fourth year as an FBS program, an NCAA record for the fastest start-up program to go to a bowl game. During his tenure, FAU's athletics department enhanced its major gift program 800 percent, Owl Club giving increased 400 percent and special-events revenue increased 150 percent.

Mohajir's original connection to KU dated back to the early 1990's, when he was a graduate assistant and later an assistant offensive line and game-day special team's football coach for the Jayhawks (1993-96). He left Kansas in 1997 but didn't go far, staying in the Kansas City area to take over his administrative position with the newly-created Division I UMKC Athletics program. There he supervised marketing and promotions, sports information, fundraising, radio and TV contracts, corporate sales, tickets, event operations, sports medicine, strength and conditioning and men's soccer. Under his leadership, the Kangaroos saw dramatic increases in endowment, sponsorships, ticket revenue and its donor base. One of his more visible accomplishments at UMKC was the fundraising and construction efforts for a new training room and strength and conditioning center. During his time as an assistant coach at Kansas, Mohajir was on the staff that beat UCLA in the 1995 Aloha Bowl and had a final ranking of No. 9 in the AP poll. He was also a football ticket sales and promotions account executive for Kansas Athletics and earned a master's degree in sports management at KU in 1997.

Mohajir graduated from Arkansas State University with a major in sports management and a minor in marketing in 1993. He was as starter on ASU's football team. Mohajir is married to the former Julie Hammond and they have two daughters, Maria (11) and Molly (9), and son, Marco (4).

ARKANSAS STATE

**Sun Belt Conference West Division Champions
2010-11 & 2012-13**



ARKANSAS STATE ATHLETICS STAFF DIRECTORY

ATHLETICS DEPARTMENT	(870) 972-3880
ATHLETIC TRAINING	(870) 972-3342
COMPLIANCE	(870) 972-2813
DEVELOPMENT/RED WOLVES FOUNDATION	(870) 972-2401
FACILITIES AND EQUIPMENT	(870) 972-3880
MARKETING AND PROMOTIONS	(870) 972-3930
SPIRIT SQUADS	(870) 972-3880
MEDIA RELATIONS	(870) 972-2541
STRENGTH AND CONDITIONING	(870) 972-2082
STUDENT SERVICES & ACADEMIC SUPPORT	(870) 972-2813
VIDEO	(870) 972-2082
BASEBALL	(870) 972-2700
MEN'S BASKETBALL	(870) 972-2077
WOMEN'S BASKETBALL	(870) 972-2303
WOMEN'S BOWLING	(870) 972-3876
FOOTBALL	(870) 972-2082
MEN'S GOLF	(870) 972-3411
WOMEN'S GOLF	(870) 972-2777
TRACK AND FIELD & CROSS COUNTRY	(870) 972-3350
WOMEN'S SOCCER	(870) 972-2340
WOMEN'S TENNIS	(870) 972-3876
WOMEN'S VOLLEYBALL	(870) 972-3876

ADMINISTRATION

Terry Mohajir	Director of Athletics	972-3882
Rich Zvosec	Associate AD for Administration	972-3882
Mickey Ryan	Associate AD for External Relations	972-3880
Amy Holt	Associate AD/SWA	972-3880
Karen Barker	Business Manager	972-3115
Tabitha Foreman	Administrative Asst., Administration	972-2991
Caroline Williams	Administrative Assistant	972-2990
Karan Upton	Administrative Assistant	972-3880
Nonie Wiggins	Faculty Athletics Representative	972-3385
Trevor White	Eligibility Certification Officer	972-3831

ATHLETIC TRAINING

Ron Carroll	Head Certified Athletic Trainer	972-3342
Chad Sturkie	Asst. Certified Athletic Trainer	972-2419
Julie Ellena	Asst. Certified Athletic Trainer	972-4009
Hiroki Yoshimoto	Athletic Training GA	972-3342
Meghan Robinson	Athletic Training GA	972-3342
Lori Smith	Athletic Training GA	972-3342
Zach Marro	Athletic Training GA	972-3342
Alyssa Bauer	Athletic Training Intern	972-3342

COMPLIANCE

Joel Weems	Associate AD, Compliance	972-3098
Dan Anderson	Assistant Director, Compliance	972-3162

DEVELOPMENT (RED WOLVES FOUNDATION)

Carter Ford	Associate AD & Director of the Red Wolves Foundation	972-2401
Bill Templeton	Director of Major Gifts	972-2464
Justin Morrison	Director, Annual Fund/Premium Seating	972-3004
Murray Watts	Development Coordinator	972-4353
Claire Drerup	Donor Experience Coordinator	972-3126
Gina Winchester	Administrative Asst., Red Wolves Foundation	972-2993

ATHLETIC OPERATIONS AND FACILITIES

Randy Knowles	Assistant AD, Facilities & Management	972-2578
Bobby Burton	Supervisor, Grounds & Landscape	972-3880

MARKETING AND PROMOTIONS

Sarah Munoz	Assistant AD, Marketing & Fan Experience	972-2943
Austin Queck	Coordinator, Marketing & Fan Experience	972-2558

SPIRIT SQUADS

Paige Pauley	Coordinator/Head Coach	972-2055
Martha McFerron	Cheerleading Sponsor	972-3880
Meredith Cook	Red Wolves Dancers Advisor	972-3880

MEDIA RELATIONS

Jerry Scott	Assistant AD, Media Relations	972-3405
Chris Graddy	Assistant Media Relations	972-2707
Joe Gorby	Assistant Media Relations	972-3547
Dustin Sullivan	Director of Digital Media	972-3930
Dennen Cuthbertson	Media Relations GA	972-2541

STRENGTH AND CONDITIONING

Jeff Pittman	Director, Strength & Conditioning	972-8253
Lee Marks	Asst. Dir., Strength & Conditioning	972-8007

Ross Miller	Asst. Dir., Strength & Conditioning	972-3897
Brandon Pringle	Graduate Asst., Strength & Conditioning	972-2082
Derek Rosinski	Intern, Strength & Conditioning	972-2082

ACADEMIC & STUDENT SERVICES

Stacey Willmott	Associate AD, Student Services	972-3356
Carly Ziyenge	Academic Coordinator	972-2721
Jason Brooks	Academic Specialist	972-4791
Cassidy Blaine	Academic Coordinator	972-2302
Felicia Rehr	Tutor Coordinator	972-3127
Mary Tinsley	Admin. Asst., Student Services	972-2304

BASEBALL

Tommy Raffo	Head Coach	972-4336
Tighe Dickinson	Assistant Coach	680-4349
Anthony Everman	Assistant Coach	680-4338
Noah Sanders	Volunteer Assistant Coach	680-4336
Jon Garner	Director of Operations	680-4336

MEN'S BASKETBALL

John Brady	Head Coach	972-2077
Melvin Haralson	Associate Head Coach	972-2491
Corey Barker	Assistant Coach	972-2390
Jeff Clapacs	Assistant Coach	972-3512
Brodrick Johnson	Director of Operations	972-2627
Leela Keller	Administrative Assistant	972-3505

WOMEN'S BASKETBALL

Brian Boyer	Head Coach	972-2303
Aaron Kallhoff	Assistant Coach	972-3583
Sonja Tate	Assistant Coach	972-2473
Lindsay Ballweg	Assistant Coach	972-3568
Shaquita Renelique	Director of Operations	972-3537

WOMEN'S BOWLING

Justin Kostick	Head Coach	680-8552
----------------	------------	----------

FOOTBALL

Bryan Harsin	Head Coach	972-2092
Kent Riddle	Asst. HC, Tight Ends, Special Teams	972-3871
John Thompson	Defensive Coordinator, Linebackers	972-3294
Blake Baker	Safeties	972-3872
Brad Bedell	Offensive Line	972-8003
Julius Brown	Cornerbacks	972-8055
Steve Caldwell	Defensive Line	972-2082
Elijah Drinkwitz	Assistant Coach	972-3716
Bush Hamdan	Assistant Coach	972-8438
Anthony Tucker	Assistant Coach	972-2082
Gerald Alexander	Graduate Assistant Coach	972-2082
Thomas Byrd	Graduate Assistant Coach	972-2082
Kyle Cefalo	Graduate Assistant Coach	972-2082
Colin Hilschler	Graduate Assistant Coach	972-2082
Yvonne Foster	Administrative Assistant	972-2082
Karen Rinehart	Administrative Assistant	972-2092
Brian Wilkinson	Asst. AD, Football Operations	972-3874
Antwon Murray	Director of Player Personnel	972-2082
Liz Lambert	Video Coordinator	972-8004
Brooks Cockrell	Video Intern	972-8004

MEN'S GOLF

Steve Johnson	Head Coach	972-3411
---------------	------------	----------

WOMEN'S GOLF

MJ Desbiens Shaw	Head Coach	972-2708
------------------	------------	----------

TRACK AND FIELD AND CROSS COUNTRY

Jim Patchell	Head Coach	972-3305
Matt Kraft	Assistant Coach	972-4003
Matt Vining	Assistant Coach	972-4002
Jarius Cooper	Assistant Coach	972-4005
Kyle Chandler	Head Coach, Cross Country	972-3793

WOMEN'S SOCCER

Tafadzwa Ziyenge	Head Coach	972-3195
Jessica Nei	Assistant Coach	972-8193
Beth Wright	Graduate Assistant Coach	972-3876

WOMEN'S TENNIS

Marina Engelbrecht	Head Coach	972-2795
--------------------	------------	----------

WOMEN'S VOLLEYBALL

David Rehr	Head Coach	972-2725
Susie Jangada	Assistant Coach	972-3524
Tessa McGill	Assistant Coach	972-3876





ARKANSAS STATE UNIVERSITY ATHLETICS



ARKANSAS STATE



**Sun Belt Conference West Division Champions
2010-11 & 2012-13**



ARKANSAS STATE BASKETBALL
Sun Belt Conference West Division Champions

ARKANSAS STATE



Sun Belt Conference
2010-11 & 2012-13



West Division Champions

